

# STUDENT EXPERIENCE SURVEY - HDR

## 2015

**College of Design and Social Context**
**Survey Population: 596**
**Respondents: 219**
**Response Rate: 36.7%**
**Demographics (% of total sample size)**
**Commencement Year**

Pre 2010	11
2010	4
2011	14
2012	32
2013	47
2014	50
2015	61

**Age**

<20	0%
21-24	1%
25-34	34%
35-44	32%
45+	32%

**Gender**

Male	42%
Female	58%

**Citizenship**

Australian	75%
International onshore	22%
International offshore	2%

**Program Type**

Master by research	15%
Doctorate by research	85%

**Attendance Type**

Full time	68%
Part time	32%

**Location**

On-campus	70%
Off-campus	29%

**Milestones**

Confirmation of candidature	55%
Completion seminar	20%

**LOTE**

Yes	60%
No	40%

**Rural Relocatee**

Yes	2%
No	98%

**Main Funds Source**

Employment	30%
Cadetship	0%
Family	9%
AusAid/IDP	4%
Home Government	5%
Scholarship	41%
Loan	1%
Savings	5%
Other	4%

**Employment**

Part time (1-14 hrs)	28%
Part time (15-20 hrs)	11%
Part time (21-34 hrs)	4%
Full time (35+ hrs)	22%
Not at all	35%

**Industry Placement**

<b>Education placement/Internship</b>	
Yes	2%
No	89%
<b>Industry-based project</b>	
Yes	16%
No	79%
<b>Clinical/Professional placement</b>	
Yes	2%
No	86%

**Snapshot Scales 2015**


Supervision	78.1%
Intellectual Climate	62.3%
Skill Development	81.4%
Overall Satisfaction	78.4%

**Part of program study**

Yes	5%
No	33%

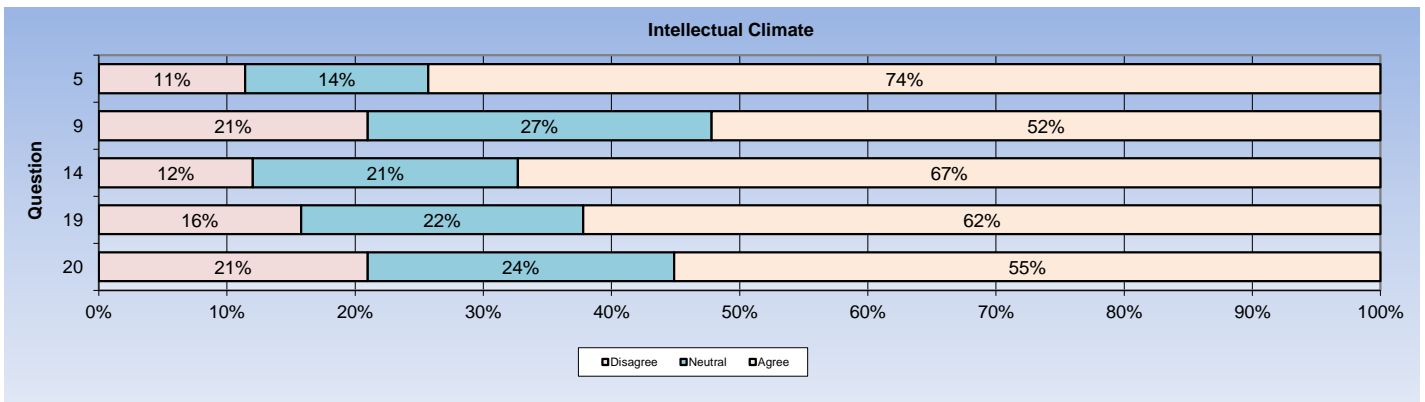
**Supervision**

	% AGREE					No. of
	Strongly Disagree	Disagree	Neutral	Agree	Strongly Agree	Students
	<b>78.1%</b>					
2. Supervision is available when I need it	2%	5%	10%	28%	55%	217
7. My supervisor(s) are making a real effort to understand difficulties that I face	3%	5%	12%	24%	56%	214
12. My supervisor(s) provide me with additional information relevant to my topic	1%	6%	12%	35%	46%	216
15. I have been given good guidance in topic selection and refinement	4%	7%	15%	36%	39%	210
17. My supervisor(s) are providing helpful feedback on my progress	2%	5%	12%	27%	54%	217
22. I received good guidance in my literature search	3%	8%	21%	36%	32%	214



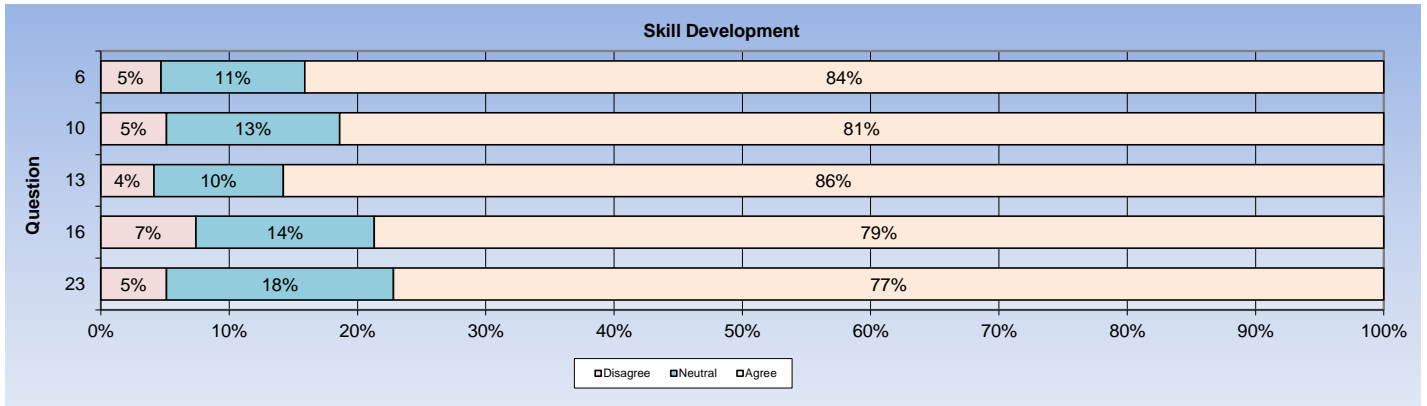
**Intellectual Climate**

	% AGREE					No. of
	Strongly Disagree	Disagree	Neutral	Agree	Strongly Agree	Students
	<b>62.3%</b>					
5. The school is providing opportunities for social contact with other postgraduate students	3%	8%	14%	42%	32%	210
9. I am becoming integrated into the school's community	8%	13%	27%	34%	19%	205
14. The school is providing opportunities for me to become involved in the broader research culture	7%	5%	21%	38%	30%	208
19. A good seminar program is being provided for postgraduate students	5%	11%	22%	38%	24%	209
20. The research context in my school is stimulating my work	8%	13%	24%	29%	26%	205



### Skill Development

	% AGREE	Strongly Disagree			Strongly Agree		No. of Students
	81.4%						
6. My research is developing my problem-solving skills		1%	3%	11%	41%	43%	214
10. I am learning to develop my ideas and present them in written work		1%	4%	13%	44%	38%	215
13. My research is sharpening my analytical skills		1%	3%	10%	35%	50%	218
16. Doing my research is helping me to develop my ability to plan my own work		1%	6%	14%	37%	42%	216
23. As my research progresses, I am feeling more confident about tackling unfamiliar problems		3%	2%	18%	43%	34%	215



### Overall Satisfaction

	% AGREE	Strongly Disagree			Strongly Agree		No. of Students
	78.4%						
25. Overall, I am satisfied with the quality of my higher degree research		1%	7%	13%	42%	36%	218

### Others

	Strongly Disagree			Strongly Agree		No. of Students
3. I have access to suitable working space	7%	7%	19%	26%	41%	188
8. I have good access to the technical support I need	3%	6%	23%	37%	30%	203
11. I am able to organise good access to necessary equipment	3%	8%	24%	42%	23%	178
24. I have appropriate financial support for my research project	14%	11%	15%	32%	28%	202
1. I am satisfied with the supervision I am receiving	2%	5%	11%	25%	57%	218
4. I am developing an understanding of the standard of work required for my research degree and the examination process	2%	4%	11%	41%	42%	217
18. I am being encouraged and supported to publish my research	3%	4%	23%	32%	37%	201
21. I am benefiting from having more than one supervisor	4%	9%	10%	24%	52%	210

### Administration

	Strongly Disagree				Strongly Agree	No. of Students
1. I find it easy to check my enrolment status and invoices online	3%	8%	22%	31%	35%	218
2. I'd know what to do if I had a problem with my student administration	5%	10%	23%	36%	26%	216
3. RMIT effectively resolves any student administration issue I might have	5%	7%	24%	37%	27%	201

### Learning Support

#### Library - I am satisfied with...

	Strongly Disagree				Strongly Agree	No. of Students
1. The Library's e-resources collection	1%	6%	17%	38%	38%	208
2. The Library's book collections	3%	8%	21%	38%	30%	206
3. The quality of service provided by Library staff	0%	2%	10%	33%	55%	205
4. The Library's facilities	1%	7%	18%	39%	35%	204
5. Library opening hours	1%	6%	16%	38%	39%	189

#### Computing Facilities - I am satisfied with...

	Strongly Disagree				Strongly Agree	No. of Students
1. Access to computer facilities at RMIT	4%	7%	22%	33%	34%	174
2. Access to the specialist software that I require	4%	9%	24%	34%	29%	172
3. The availability of computer printing facilities	0%	8%	23%	31%	38%	183
4. The standard of service from computing support staff	1%	5%	22%	32%	40%	176

#### Learning Support Services - I am satisfied with...

	Strongly Disagree				Strongly Agree	No. of Students
1. Study support	1%	2%	23%	44%	30%	107
2. Language support	5%	9%	19%	36%	31%	75
3. On Track workshop	1%	4%	22%	44%	29%	143
4. Statistical Consultancy	4%	3%	28%	43%	22%	72

### Online Services

	Strongly Disagree				Strongly Agree	No. of Students
1. I am satisfied with the Internet access provided by RMIT	2%	6%	17%	40%	34%	202
2. I find the online environment useful to collaborate with other staff or students about my research	12%	11%	33%	28%	16%	176

### Communication

#### I have enough...

	Strongly Disagree				Strongly Agree	No. of Students
1. Opportunities to discuss my academic work with my supervisor(s)	2%	4%	14%	32%	48%	213
2. Opportunities to work with other research students	12%	9%	24%	35%	20%	196
3. Contact with students in other disciplines	18%	18%	29%	22%	12%	190

### Information Access

	Strongly Disagree				Strongly Agree	No. of Students
1. I know how and where to access information regarding management of and support for my candidature	5%	4%	26%	38%	27%	215
2. I know who the key HDR academic and administrative contacts are in my school	1%	5%	20%	32%	43%	215
3. The RMIT website is easy to navigate to find information I need	15%	22%	26%	26%	12%	217

### Campus Life and Environment

	Strongly Disagree				Strongly Agree	No. of Students
1. The RMIT campus is a good place to spend time	3%	8%	28%	37%	24%	195
2. RMIT is friendly to people from all backgrounds	0%	2%	16%	48%	34%	190
3. I feel personally safe on campus	0%	3%	9%	42%	46%	201
4. I am treated fairly at RMIT	1%	6%	11%	46%	37%	200
5. I can balance my research with my work and home commitments	6%	13%	24%	34%	23%	213

### Building and Facilities

	Strongly Disagree				Strongly Agree	No. of Students
<i>The following areas are well maintained...</i>						
1. Classrooms	3%	6%	19%	49%	23%	162
2. Lecture theatres	1%	5%	15%	50%	29%	157
3. Laboratories	3%	2%	21%	44%	30%	91
4. General access computer labs	2%	16%	22%	40%	20%	127
5. Lounge spaces	5%	7%	23%	45%	20%	164
6. Toilets	9%	16%	25%	36%	16%	200
7. Lifts	8%	11%	24%	37%	21%	189

## Services and Programs for Students

<i>I am satisfied with the service or program...</i>	Strongly Disagree		Strongly Agree		No. of Students	
1. School of Graduate Research	4%	5%	27%	35%	29%	153
2. The Hub	5%	7%	24%	39%	24%	143
3. Health promotion	6%	10%	31%	34%	19%	68
4. Scholarship and financial advice	7%	17%	19%	29%	27%	135
5. Career planning and advice	9%	23%	32%	24%	11%	74
6. Housing advice and assistance	15%	13%	18%	35%	20%	40
7. International student advisory services	4%	13%	35%	27%	21%	48
8. Legal Advice	10%	5%	31%	29%	26%	42
9. Counselling services	4%	7%	22%	26%	41%	54
10. Disability support	6%	0%	23%	34%	37%	35
11. Student leadership programs	9%	14%	23%	31%	23%	35
12. Religious/spiritual services	8%	3%	38%	30%	23%	40

### *This service is important to me...*

	Yes	No	No. of Students	
1. School of Graduate Research	93%	7%	153	
2. The Hub	67%	33%	156	
3. Health promotion	50%	50%	138	
4. Scholarship and financial advice	78%	22%	160	
5. Career planning and advice	48%	52%	141	
6. Housing advice and assistance	26%	74%	137	
7. International student advisory services	37%	63%	139	
8. Legal Advice	40%	60%	134	
9. Counselling services	53%	47%	140	
10. Disability support	35%	65%	135	
11. Student leadership programs	32%	68%	131	
12. Religious/spiritual services	28%	72%	134	

## RMIT Link

### *I am satisfied with the service or program...*

	Strongly Disagree		Strongly Agree		No. of Students	
1. Sport programs, sport clubs and recreation activities	2%	4%	22%	42%	30%	50
2. Visual arts, performing arts and gallery activities	0%	4%	20%	47%	28%	99

### *This service is important to me...*

	Yes	No	No. of Students	
1. Sport programs, sport clubs and recreation activities	41%	59%	133	
2. Visual arts, performing arts and gallery activities	66%	34%	140	

## Student Union

### *I am satisfied with the service or program...*

	Strongly Disagree				Strongly Agree	No. of Students
1. Representation of student interests to the University	3%	3%	35%	33%	28%	80
2. Campaigns, information and resources to improve conditions for students	8%	3%	29%	37%	23%	78
3. Advice and support if I had a problem with the University	3%	7%	30%	33%	27%	88
4. Social activities, bands and competitions	5%	5%	23%	38%	30%	61
5. Clubs and collectives	2%	5%	28%	33%	33%	58
6. Student media, such as Catalyst and RMITV	3%	5%	26%	34%	32%	62

### *This service is important to me...*

	Yes	No	No. of Students
1. Representation of student interests to the University	59%	41%	134
2. Campaigns, information and resources to improve conditions for students	60%	40%	138
3. Advice and support if I had a problem with the University	75%	25%	139
4. Social activities, bands and competitions	41%	59%	135
5. Clubs and collectives	39%	61%	135
6. Student media, such as Catalyst and RMITV	42%	58%	134

## Outcomes

	Strongly Disagree				Strongly Agree	No. of Students
1. As an RMIT graduate I will be highly employable	3%	9%	32%	36%	19%	207
2. My research training experience at RMIT will improve my career prospects	2%	8%	17%	45%	28%	213
3. RMIT generally responds well to student feedback	4%	14%	32%	35%	15%	181
4. I would recommend higher degree research programs at RMIT to others	4%	5%	19%	37%	35%	214

### Notes

The scale % AGREE is calculated by adding up all the items scored Agree/Strongly Agree across all respondents. This is divided by the total number of items answered across all respondents. Blanks or N/A's are excluded. Percentages represent the %age of the total valid responses per question, with the exception of the demographics section which represent the %age of total responses. Charts are rescaled on valid responses to total 100%. Values may round to 101 %.

Valid responses exclude N/A and blank responses.