

# STUDENT EXPERIENCE SURVEY - HDR

## 2015

**340H - Art  
DSC**
**Survey Population: 66  
Respondents: 22  
Response Rate: 33.3%**
**Demographics (% of total sample size)**
**Commencement Year**

Pre 2010	1
2010	0
2011	2
2012	5
2013	2
2014	6
2015	6

**Age**

<20	0%
21-24	0%
25-34	18%
35-44	41%
45+	41%

**Gender**

Male	55%
Female	45%

**Citizenship**

Australian	91%
International onshore	5%
International offshore	5%

**Program Type**

Master by research	23%
Doctorate by research	77%

**Attendance Type**

Full time	73%
Part time	27%

**Location**

On-campus	68%
Off-campus	32%

**Milestones**

Confirmation of candidature	59%
Completion seminar	27%

**LOTE**

Yes	68%
No	32%

**Rural Relocatee**

Yes	0%
No	100%

**Main Funds Source**

Employment	32%
Cadetship	0%
Family	5%
AusAid/IDP	0%
Home Government	0%
Scholarship	55%
Loan	0%
Savings	9%
Other	0%

**Employment**

Part time (1-14 hrs)	41%
Part time (15-20 hrs)	5%
Part time (21-34 hrs)	9%
Full time (35+ hrs)	9%
Not at all	36%

**Industry Placement**

<b>Education placement/Internship</b>	
Yes	0%
No	91%
<b>Industry-based project</b>	
Yes	32%
No	68%
<b>Clinical/Professional placement</b>	
Yes	5%
No	86%

**Snapshot Scales 2015**


Supervision	69.4%
Intellectual Climate	61.8%
Skill Development	69.1%
Overall Satisfaction	72.7%

**Part of program study**

Yes	9%
No	45%

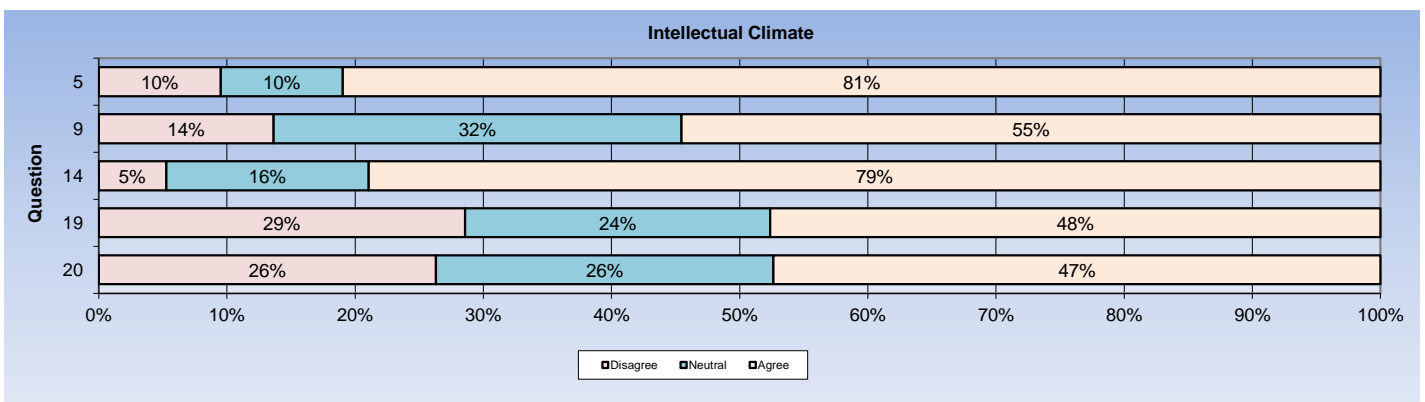
**Supervision**

	% AGREE					No. of
	Strongly Disagree	Disagree	Neutral	Agree	Strongly Agree	Students
	<b>69.4%</b>					
2. Supervision is available when I need it	0%	0%	23%	41%	36%	22
7. My supervisor(s) are making a real effort to understand difficulties that I face	0%	15%	15%	20%	50%	20
12. My supervisor(s) provide me with additional information relevant to my topic	0%	0%	29%	33%	38%	21
15. I have been given good guidance in topic selection and refinement	0%	11%	17%	33%	39%	18
17. My supervisor(s) are providing helpful feedback on my progress	0%	14%	10%	29%	48%	21
22. I received good guidance in my literature search	0%	9%	41%	36%	14%	22



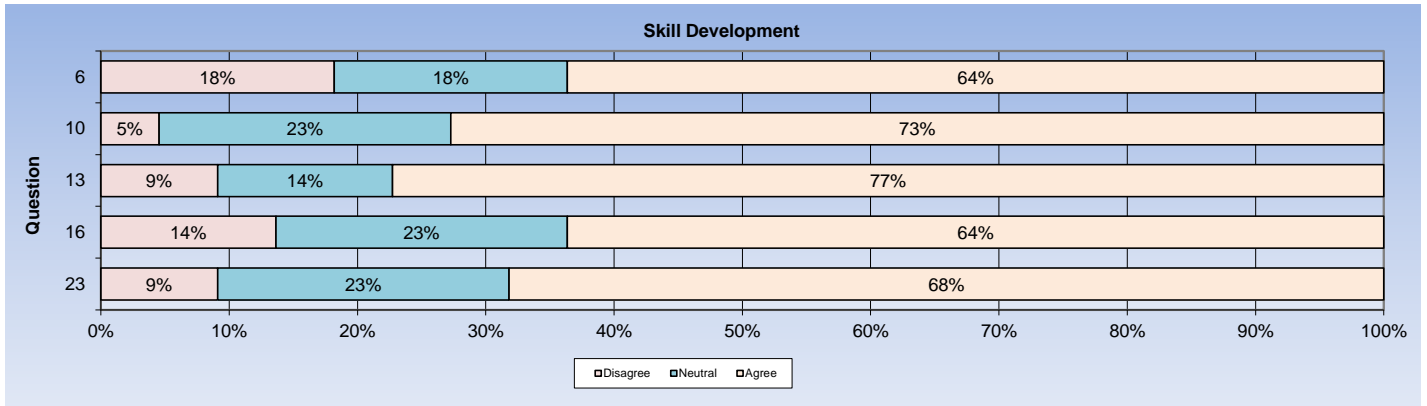
**Intellectual Climate**

	% AGREE					No. of
	Strongly Disagree	Disagree	Neutral	Agree	Strongly Agree	Students
	<b>61.8%</b>					
5. The school is providing opportunities for social contact with other postgraduate students	0%	10%	10%	48%	33%	21
9. I am becoming integrated into the school's community	5%	9%	32%	36%	18%	22
14. The school is providing opportunities for me to become involved in the broader research culture	5%	0%	16%	42%	37%	19
19. A good seminar program is being provided for postgraduate students	10%	19%	24%	33%	14%	21
20. The research context in my school is stimulating my work	0%	26%	26%	37%	11%	19



### Skill Development

	% AGREE	Strongly Disagree			Strongly Agree	No. of Students	
	69.1%						
6. My research is developing my problem-solving skills		0%	18%	18%	32%	32%	22
10. I am learning to develop my ideas and present them in written work		0%	5%	23%	50%	23%	22
13. My research is sharpening my analytical skills		0%	9%	14%	32%	45%	22
16. Doing my research is helping me to develop my ability to plan my own work		0%	14%	23%	23%	41%	22
23. As my research progresses, I am feeling more confident about tackling unfamiliar problems		5%	5%	23%	41%	27%	22



### Overall Satisfaction

	% AGREE	Strongly Disagree			Strongly Agree	No. of Students	
	72.7%						
25. Overall, I am satisfied with the quality of my higher degree research		0%	9%	18%	50%	23%	22

### Others

	Strongly Disagree			Strongly Agree	No. of Students	
3. I have access to suitable working space	5%	11%	26%	16%	42%	19
8. I have good access to the technical support I need	6%	13%	31%	25%	25%	16
11. I am able to organise good access to necessary equipment	7%	7%	20%	40%	27%	15
24. I have appropriate financial support for my research project	10%	10%	19%	38%	24%	21
1. I am satisfied with the supervision I am receiving	0%	9%	14%	32%	45%	22
4. I am developing an understanding of the standard of work required for my research degree and the examination process	0%	0%	27%	27%	45%	22
18. I am being encouraged and supported to publish my research	0%	19%	44%	25%	13%	16
21. I am benefiting from having more than one supervisor	0%	10%	20%	25%	45%	20

**Administration**

	Strongly Disagree		Strongly Agree		No. of Students	
1. I find it easy to check my enrolment status and invoices online	0%	0%	55%	23%	23%	22
2. I'd know what to do if I had a problem with my student administration	0%	0%	32%	45%	23%	22
3. RMIT effectively resolves any student administration issue I might have	5%	5%	30%	40%	20%	20

**Learning Support****Library - I am satisfied with...**

	Strongly Disagree		Strongly Agree		No. of Students	
1. The Library's e-resources collection	0%	0%	33%	48%	19%	21
2. The Library's book collections	0%	15%	35%	35%	15%	20
3. The quality of service provided by Library staff	0%	0%	10%	60%	30%	20
4. The Library's facilities	0%	10%	14%	62%	14%	21
5. Library opening hours	0%	0%	13%	63%	25%	16

**Computing Facilities - I am satisfied with...**

	Strongly Disagree		Strongly Agree		No. of Students	
1. Access to computer facilities at RMIT	0%	15%	38%	38%	8%	13
2. Access to the specialist software that I require	0%	13%	53%	20%	13%	15
3. The availability of computer printing facilities	0%	13%	25%	44%	19%	16
4. The standard of service from computing support staff	0%	8%	31%	54%	8%	13

**Learning Support Services - I am satisfied with...**

	Strongly Disagree		Strongly Agree		No. of Students	
1. Study support	0%	0%	50%	40%	10%	10
2. Language support	0%	0%	67%	33%	0%	3
3. On Track workshop	0%	11%	56%	22%	11%	9
4. Statistical Consultancy	0%	0%	50%	50%	0%	4

**Online Services**

	Strongly Disagree		Strongly Agree		No. of Students	
1. I am satisfied with the Internet access provided by RMIT	0%	0%	29%	62%	10%	21
2. I find the online environment useful to collaborate with other staff or students about my research	0%	14%	64%	7%	14%	14

**Communication****I have enough...**

	Strongly Disagree		Strongly Agree		No. of Students	
1. Opportunities to discuss my academic work with my supervisor(s)	5%	0%	36%	23%	36%	22
2. Opportunities to work with other research students	5%	5%	55%	18%	18%	22
3. Contact with students in other disciplines	10%	30%	45%	5%	10%	20

### Information Access

	Strongly Disagree				Strongly Agree	No. of Students
1. I know how and where to access information regarding management of and support for my candidature	9%	5%	45%	27%	14%	22
2. I know who the key HDR academic and administrative contacts are in my school	5%	0%	32%	32%	32%	22
3. The RMIT website is easy to navigate to find information I need	9%	32%	36%	14%	9%	22

### Campus Life and Environment

	Strongly Disagree				Strongly Agree	No. of Students
1. The RMIT campus is a good place to spend time	0%	22%	50%	17%	11%	18
2. RMIT is friendly to people from all backgrounds	0%	6%	25%	56%	13%	16
3. I feel personally safe on campus	0%	10%	15%	35%	40%	20
4. I am treated fairly at RMIT	0%	21%	16%	26%	37%	19
5. I can balance my research with my work and home commitments	5%	23%	18%	45%	9%	22

### Building and Facilities

	Strongly Disagree				Strongly Agree	No. of Students
<i>The following areas are well maintained...</i>						
1. Classrooms	0%	7%	33%	53%	7%	15
2. Lecture theatres	0%	6%	31%	50%	13%	16
3. Laboratories	0%	0%	44%	44%	11%	9
4. General access computer labs	0%	25%	38%	31%	6%	16
5. Lounge spaces	13%	0%	53%	27%	7%	15
6. Toilets	11%	28%	39%	17%	6%	18
7. Lifts	0%	19%	38%	38%	6%	16

## Services and Programs for Students

### *I am satisfied with the service or program...*

	Strongly Disagree				Strongly Agree	No. of Students
1. School of Graduate Research	0%	7%	21%	64%	7%	14
2. The Hub	6%	0%	44%	31%	19%	16
3. Health promotion	0%	20%	40%	40%	0%	5
4. Scholarship and financial advice	0%	12%	18%	47%	24%	17
5. Career planning and advice	0%	25%	75%	0%	0%	4
6. Housing advice and assistance	0%	33%	33%	33%	0%	3
7. International student advisory services	0%	0%	100%	0%	0%	3
8. Legal Advice	0%	25%	50%	25%	0%	4
9. Counselling services	0%	0%	100%	0%	0%	4
10. Disability support	0%	0%	100%	0%	0%	1
11. Student leadership programs	0%	0%	50%	0%	50%	2
12. Religious/spiritual services	0%	0%	100%	0%	0%	1

### *This service is important to me...*

	Yes	No	No. of Students
1. School of Graduate Research	92%	8%	13
2. The Hub	59%	41%	17
3. Health promotion	21%	79%	14
4. Scholarship and financial advice	76%	24%	17
5. Career planning and advice	23%	77%	13
6. Housing advice and assistance	15%	85%	13
7. International student advisory services	15%	85%	13
8. Legal Advice	31%	69%	13
9. Counselling services	46%	54%	13
10. Disability support	23%	77%	13
11. Student leadership programs	8%	92%	13
12. Religious/spiritual services	0%	100%	13

## RMIT Link

### *I am satisfied with the service or program...*

	Strongly Disagree				Strongly Agree	No. of Students
1. Sport programs, sport clubs and recreation activities	0%	0%	100%	0%	0%	1
2. Visual arts, performing arts and gallery activities	0%	6%	22%	50%	22%	18

### *This service is important to me...*

	Yes	No	No. of Students
1. Sport programs, sport clubs and recreation activities	0%	100%	11
2. Visual arts, performing arts and gallery activities	100%	0%	15

## Student Union

### *I am satisfied with the service or program...*

	Strongly Disagree				Strongly Agree	No. of Students
1. Representation of student interests to the University	0%	0%	50%	33%	17%	12
2. Campaigns, information and resources to improve conditions for students	0%	0%	45%	36%	18%	11
3. Advice and support if I had a problem with the University	0%	8%	50%	25%	17%	12
4. Social activities, bands and competitions	0%	0%	71%	14%	14%	7
5. Clubs and collectives	0%	0%	50%	33%	17%	6
6. Student media, such as Catalyst and RMITV	0%	0%	50%	38%	13%	8

### *This service is important to me...*

	Yes	No	No. of Students
1. Representation of student interests to the University	58%	42%	12
2. Campaigns, information and resources to improve conditions for students	50%	50%	14
3. Advice and support if I had a problem with the University	77%	23%	13
4. Social activities, bands and competitions	38%	62%	13
5. Clubs and collectives	23%	77%	13
6. Student media, such as Catalyst and RMITV	38%	62%	13

## Outcomes

	Strongly Disagree				Strongly Agree	No. of Students
1. As an RMIT graduate I will be highly employable	0%	21%	42%	21%	16%	19
2. My research training experience at RMIT will improve my career prospects	0%	5%	23%	55%	18%	22
3. RMIT generally responds well to student feedback	0%	13%	44%	44%	0%	16
4. I would recommend higher degree research programs at RMIT to others	5%	0%	33%	33%	29%	21

### Notes

The scale % AGREE is calculated by adding up all the items scored Agree/Strongly Agree across all respondents. This is divided by the total number of items answered across all respondents. Blanks or N/A's are excluded. Percentages represent the %age of the total valid responses per question, with the exception of the demographics section which represent the %age of total responses. Charts are rescaled on valid responses to total 100%. Values may round to 101 %.

Valid responses exclude N/A and blank responses.