

# STUDENT EXPERIENCE SURVEY - HDR

## 2015

**620H - Business IT and Logistics  
BUS**
**Survey Population: 95  
Respondents: 29  
Response Rate: 30.5%**
**Demographics (% of total sample size)**
**Commencement Year**

Pre 2010	1
2010	1
2011	1
2012	4
2013	9
2014	7
2015	6

**Age**

<20	0%
21-24	0%
25-34	28%
35-44	45%
45+	28%

**Gender**

Male	69%
Female	31%

**Citizenship**

Australian	55%
International onshore	41%
International offshore	3%

**Program Type**

Master by research	7%
Doctorate by research	93%

**Attendance Type**

Full time	79%
Part time	17%

**Location**

On-campus	86%
Off-campus	10%

**Milestones**

Confirmation of candidature	48%
Completion seminar	21%

**LOTE**

Yes	24%
No	76%

**Rural Relocatee**

Yes	7%
No	83%

**Main Funds Source**

Employment	14%
Cadetship	0%
Family	3%
AusAid/IDP	10%
Home Government	14%
Scholarship	31%
Loan	3%
Savings	14%
Other	7%

**Employment**

Part time (1-14 hrs)	10%
Part time (15-20 hrs)	14%
Part time (21-34 hrs)	3%
Full time (35+ hrs)	17%
Not at all	52%

**Industry Placement**

<b>Education placement/Internship</b>	
Yes	3%
No	90%
<b>Industry-based project</b>	
Yes	0%
No	90%
<b>Clinical/Professional placement</b>	
Yes	0%
No	90%

**Snapshot Scales 2015**

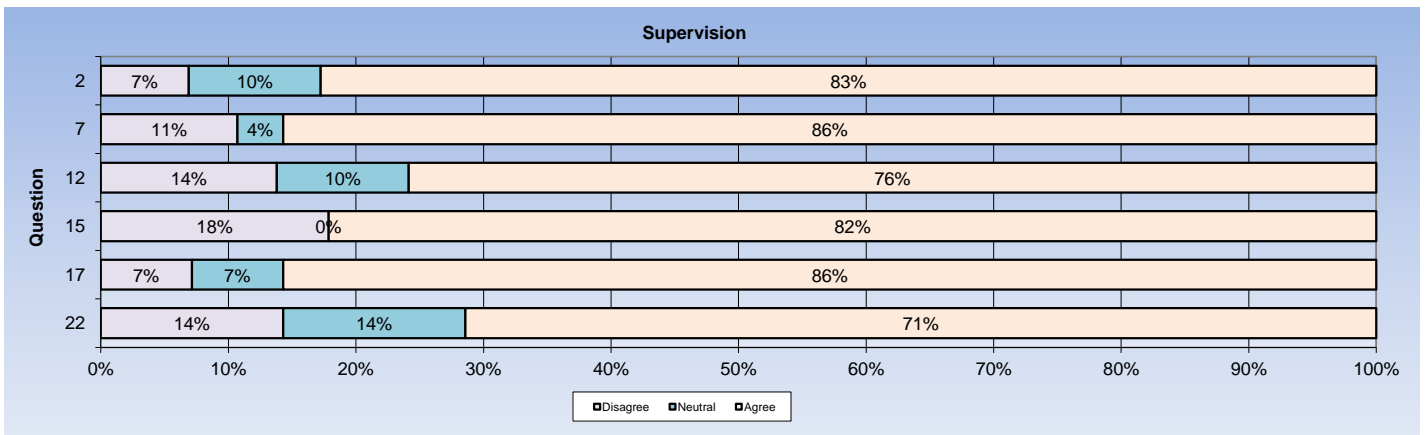
Supervision	80.6%
Intellectual Climate	68.6%
Skill Development	87.8%
Overall Satisfaction	82.8%

**Part of program study**

Yes	0%
No	24%

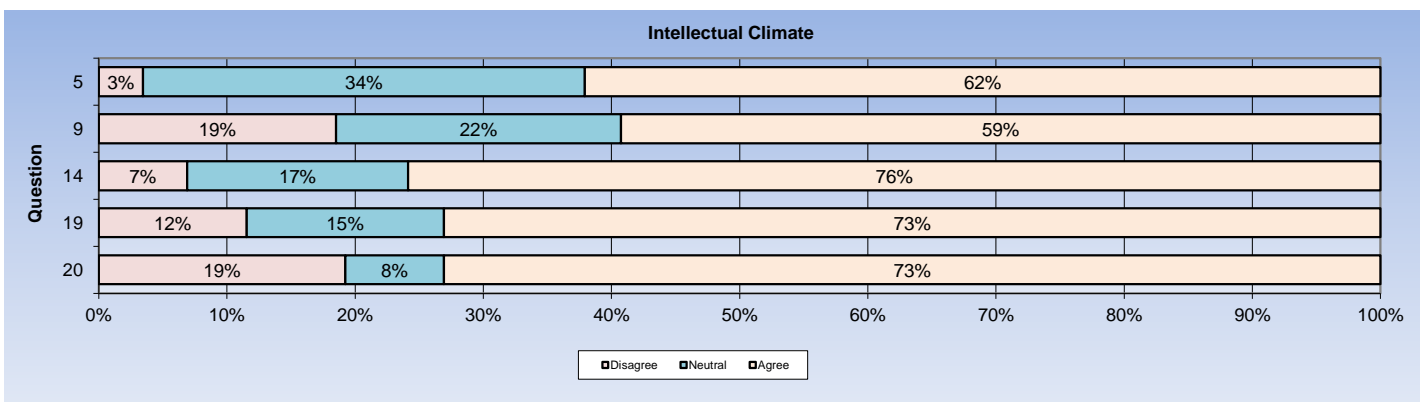
**Supervision**

	% AGREE					No. of
	Strongly Disagree	Disagree	Neutral	Agree	Strongly Agree	Students
	<b>80.6%</b>					
2. Supervision is available when I need it	7%	0%	10%	17%	66%	29
7. My supervisor(s) are making a real effort to understand difficulties that I face	7%	4%	4%	18%	68%	28
12. My supervisor(s) provide me with additional information relevant to my topic	10%	3%	10%	28%	48%	29
15. I have been given good guidance in topic selection and refinement	11%	7%	0%	46%	36%	28
17. My supervisor(s) are providing helpful feedback on my progress	4%	4%	7%	18%	68%	28
22. I received good guidance in my literature search	14%	0%	14%	36%	36%	28



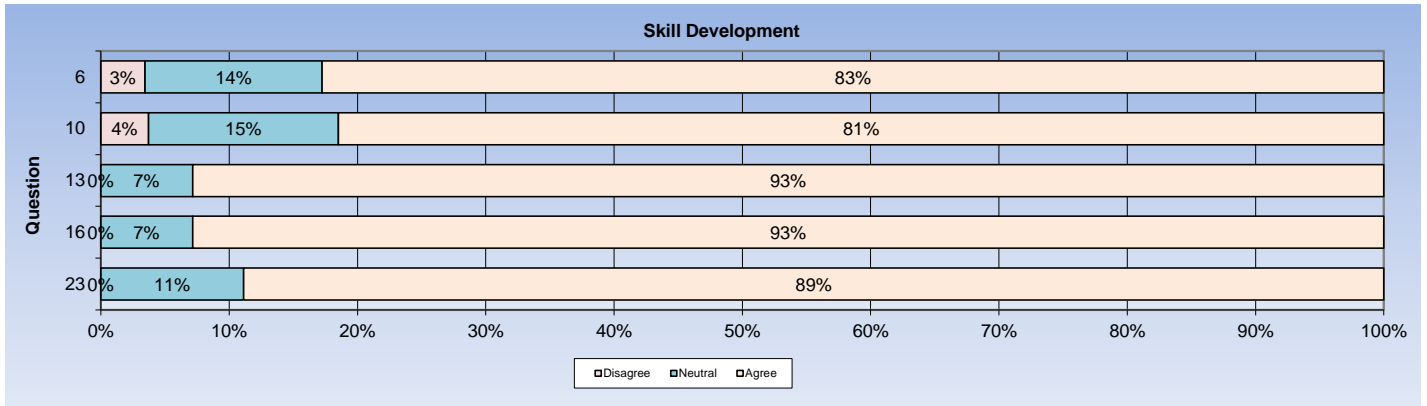
**Intellectual Climate**

	% AGREE					No. of
	Strongly Disagree	Disagree	Neutral	Agree	Strongly Agree	Students
	<b>68.6%</b>					
5. The school is providing opportunities for social contact with other postgraduate students	0%	3%	34%	24%	38%	29
9. I am becoming integrated into the school's community	4%	15%	22%	33%	26%	27
14. The school is providing opportunities for me to become involved in the broader research culture	3%	3%	17%	38%	38%	29
19. A good seminar program is being provided for postgraduate students	0%	12%	15%	23%	50%	26
20. The research context in my school is stimulating my work	4%	15%	8%	35%	38%	26



### Skill Development

	% AGREE	Strongly Disagree			Strongly Agree	No. of Students	
	87.8%						
6. My research is developing my problem-solving skills		0%	3%	14%	38%	45%	29
10. I am learning to develop my ideas and present them in written work		0%	4%	15%	33%	48%	27
13. My research is sharpening my analytical skills		0%	0%	7%	39%	54%	28
16. Doing my research is helping me to develop my ability to plan my own work		0%	0%	7%	39%	54%	28
23. As my research progresses, I am feeling more confident about tackling unfamiliar problems		0%	0%	11%	41%	48%	27



### Overall Satisfaction

	% AGREE	Strongly Disagree			Strongly Agree	No. of Students	
	82.8%						
25. Overall, I am satisfied with the quality of my higher degree research		7%	3%	7%	41%	41%	29

### Others

	Strongly Disagree			Strongly Agree	No. of Students	
3. I have access to suitable working space	4%	4%	29%	18%	46%	28
8. I have good access to the technical support I need	0%	3%	14%	28%	55%	29
11. I am able to organise good access to necessary equipment	0%	4%	22%	37%	37%	27
24. I have appropriate financial support for my research project	7%	15%	19%	11%	48%	27
1. I am satisfied with the supervision I am receiving	3%	7%	3%	17%	69%	29
4. I am developing an understanding of the standard of work required for my research degree and the examination process	0%	0%	10%	38%	52%	29
18. I am being encouraged and supported to publish my research	4%	7%	7%	21%	61%	28
21. I am benefiting from having more than one supervisor	11%	4%	4%	22%	59%	27

**Administration**

1. I find it easy to check my enrolment status and invoices online
2. I'd know what to do if I had a problem with my student administration
3. RMIT effectively resolves any student administration issue I might have

	Strongly Disagree				Strongly Agree	No. of Students
	0%	7%	17%	21%	55%	29
	4%	14%	18%	32%	32%	28
	4%	12%	12%	27%	46%	26

**Learning Support**

**Library - I am satisfied with...**

1. The Library's e-resources collection
2. The Library's book collections
3. The quality of service provided by Library staff
4. The Library's facilities
5. Library opening hours

	Strongly Disagree				Strongly Agree	No. of Students
	0%	0%	10%	28%	62%	29
	4%	0%	11%	37%	48%	27
	4%	0%	7%	26%	63%	27
	4%	0%	11%	32%	54%	28
	0%	4%	12%	27%	58%	26

**Computing Facilities - I am satisfied with...**

1. Access to computer facilities at RMIT
2. Access to the specialist software that I require
3. The availability of computer printing facilities
4. The standard of service from computing support staff

	Strongly Disagree				Strongly Agree	No. of Students
	0%	4%	7%	30%	59%	27
	4%	11%	22%	19%	44%	27
	0%	4%	7%	25%	64%	28
	0%	0%	4%	39%	57%	28

**Learning Support Services - I am satisfied with...**

1. Study support
2. Language support
3. On Track workshop
4. Statistical Consultancy

	Strongly Disagree				Strongly Agree	No. of Students
	0%	0%	17%	39%	43%	23
	5%	10%	20%	30%	35%	20
	0%	12%	16%	44%	28%	25
	12%	6%	24%	24%	35%	17

**Online Services**

1. I am satisfied with the Internet access provided by RMIT
2. I find the online environment useful to collaborate with other staff or students about my research

	Strongly Disagree				Strongly Agree	No. of Students
	0%	0%	10%	31%	59%	29
	4%	4%	8%	42%	42%	26

**Communication**

**I have enough...**

1. Opportunities to discuss my academic work with my supervisor(s)
2. Opportunities to work with other research students
3. Contact with students in other disciplines

	Strongly Disagree				Strongly Agree	No. of Students
	7%	3%	7%	17%	66%	29
	7%	4%	25%	36%	29%	28
	7%	15%	22%	26%	30%	27

## Information Access

	Strongly Disagree				Strongly Agree	No. of Students
1. I know how and where to access information regarding management of and support for my candidature	0%	11%	18%	29%	43%	28
2. I know who the key HDR academic and administrative contacts are in my school	0%	10%	7%	28%	55%	29
3. The RMIT website is easy to navigate to find information I need	0%	3%	17%	38%	41%	29

## Campus Life and Environment

	Strongly Disagree				Strongly Agree	No. of Students
1. The RMIT campus is a good place to spend time	3%	3%	14%	31%	48%	29
2. RMIT is friendly to people from all backgrounds	4%	0%	19%	26%	52%	27
3. I feel personally safe on campus	0%	0%	3%	34%	62%	29
4. I am treated fairly at RMIT	7%	4%	14%	25%	50%	28
5. I can balance my research with my work and home commitments	7%	0%	18%	29%	46%	28

## Building and Facilities

	Strongly Disagree				Strongly Agree	No. of Students
<i>The following areas are well maintained...</i>						
1. Classrooms	0%	4%	16%	24%	56%	25
2. Lecture theatres	0%	4%	13%	21%	63%	24
3. Laboratories	0%	0%	33%	6%	61%	18
4. General access computer labs	0%	4%	17%	17%	61%	23
5. Lounge spaces	0%	12%	8%	23%	58%	26
6. Toilets	25%	11%	11%	14%	39%	28
7. Lifts	4%	4%	11%	25%	57%	28

## Services and Programs for Students

<i>I am satisfied with the service or program...</i>	Strongly Disagree		Strongly Agree		No. of Students	
1. School of Graduate Research	0%	4%	13%	33%	50%	24
2. The Hub	0%	4%	17%	38%	42%	24
3. Health promotion	14%	14%	23%	14%	36%	22
4. Scholarship and financial advice	9%	13%	17%	13%	48%	23
5. Career planning and advice	15%	5%	20%	20%	40%	20
6. Housing advice and assistance	11%	6%	33%	22%	28%	18
7. International student advisory services	6%	17%	17%	22%	39%	18
8. Legal Advice	18%	12%	18%	12%	41%	17
9. Counselling services	14%	5%	29%	14%	38%	21
10. Disability support	13%	0%	33%	7%	47%	15
11. Student leadership programs	6%	6%	19%	6%	63%	16
12. Religious/spiritual services	21%	7%	29%	0%	43%	14

### *This service is important to me...*

	Yes	No	No. of Students
1. School of Graduate Research	100%	0%	19
2. The Hub	71%	29%	17
3. Health promotion	76%	24%	17
4. Scholarship and financial advice	89%	11%	18
5. Career planning and advice	67%	33%	18
6. Housing advice and assistance	58%	42%	19
7. International student advisory services	58%	42%	19
8. Legal Advice	68%	32%	19
9. Counselling services	63%	37%	19
10. Disability support	63%	37%	19
11. Student leadership programs	61%	39%	18
12. Religious/spiritual services	58%	42%	19

## RMIT Link

<i>I am satisfied with the service or program...</i>	Strongly Disagree		Strongly Agree		No. of Students	
1. Sport programs, sport clubs and recreation activities	6%	0%	29%	24%	41%	17
2. Visual arts, performing arts and gallery activities	0%	0%	50%	7%	43%	14

### *This service is important to me...*

	Yes	No	No. of Students
1. Sport programs, sport clubs and recreation activities	56%	44%	18
2. Visual arts, performing arts and gallery activities	44%	56%	18

## Student Union

### *I am satisfied with the service or program...*

	Strongly Disagree				Strongly Agree	No. of Students
1. Representation of student interests to the University	0%	5%	26%	21%	47%	19
2. Campaigns, information and resources to improve conditions for students	10%	10%	15%	25%	40%	20
3. Advice and support if I had a problem with the University	15%	10%	10%	25%	40%	20
4. Social activities, bands and competitions	11%	5%	16%	32%	37%	19
5. Clubs and collectives	11%	5%	16%	32%	37%	19
6. Student media, such as Catalyst and RMITV	6%	0%	33%	22%	39%	18

### *This service is important to me...*

	Yes	No	No. of Students
1. Representation of student interests to the University	76%	24%	17
2. Campaigns, information and resources to improve conditions for students	76%	24%	17
3. Advice and support if I had a problem with the University	88%	12%	17
4. Social activities, bands and competitions	67%	33%	18
5. Clubs and collectives	53%	47%	17
6. Student media, such as Catalyst and RMITV	50%	50%	18

## Outcomes

	Strongly Disagree				Strongly Agree	No. of Students
1. As an RMIT graduate I will be highly employable	0%	7%	21%	36%	36%	28
2. My research training experience at RMIT will improve my career prospects	0%	0%	21%	31%	48%	29
3. RMIT generally responds well to student feedback	4%	4%	21%	36%	36%	28
4. I would recommend higher degree research programs at RMIT to others	7%	3%	17%	21%	52%	29

### Notes

The scale % AGREE is calculated by adding up all the items scored Agree/Strongly Agree across all respondents. This is divided by the total number of items answered across all respondents. Blanks or N/A's are excluded. Percentages represent the %age of the total valid responses per question, with the exception of the demographics section which represent the %age of total responses. Charts are rescaled on valid responses to total 100%. Values may round to 101 %. Valid responses exclude N/A and blank responses.