

# STUDENT EXPERIENCE SURVEY - HDR

## 2015

120H - Civil, Environmental and Chemical Engineering  
SEH

Survey Population: 133  
Respondents: 42  
Response Rate: 31.6%

### Demographics (% of total sample size)

#### Commencement Year

Pre 2010	1
2010	0
2011	0
2012	7
2013	12
2014	13
2015	9

#### Age

<20	0%
21-24	2%
25-34	69%
35-44	21%
45+	7%

#### Gender

Male	60%
Female	40%

#### Citizenship

Australian	57%
International onshore	38%
International offshore	5%

#### Program Type

Master by research	12%
Doctorate by research	88%

#### Attendance Type

Full time	93%
Part time	7%

#### Location

On-campus	90%
Off-campus	10%

#### Milestones

Confirmation of candidature	62%
Completion seminar	21%

#### LOTE

Yes	14%
No	86%

#### Rural Relocatee

Yes	2%
No	98%

#### Main Funds Source

Employment	5%
Cadetship	0%
Family	7%
AusAid/IDP	0%
Home Government	7%
Scholarship	67%
Loan	0%
Savings	7%
Other	7%

#### Employment

Part time (1-14 hrs)	31%
Part time (15-20 hrs)	5%
Part time (21-34 hrs)	0%
Full time (35+ hrs)	14%
Not at all	48%

#### Industry Placement

<b>Education placement/Internship</b>	
Yes	5%
No	86%
<b>Industry-based project</b>	
Yes	17%
No	76%
<b>Clinical/Professional placement</b>	
Yes	2%
No	88%

#### Snapshot Scales 2015

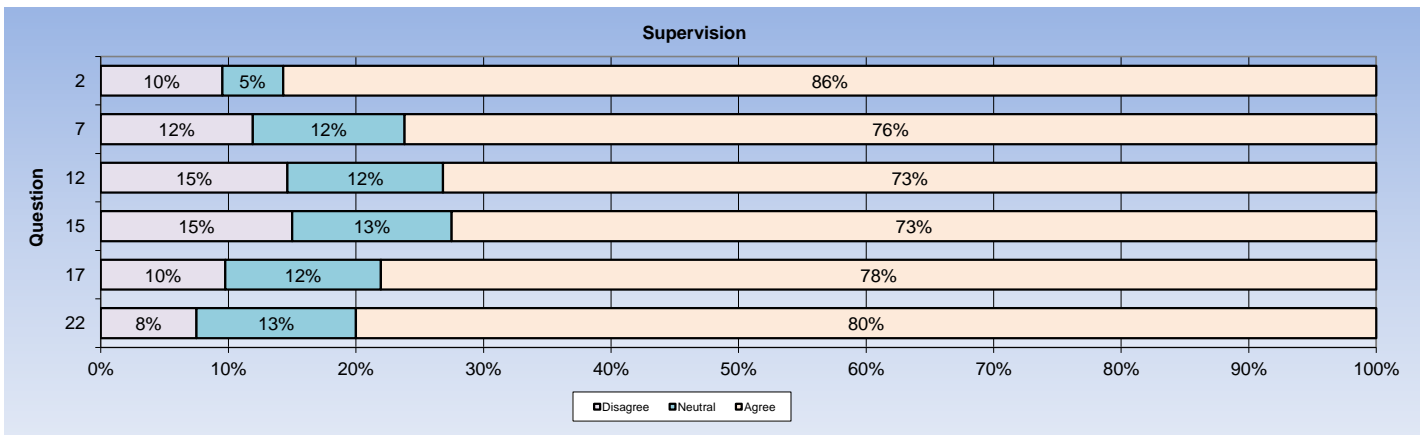
Supervision	77.6%
Intellectual Climate	63.6%
Skill Development	86.9%
Overall Satisfaction	75.6%

#### Part of program study

Yes	10%
No	50%

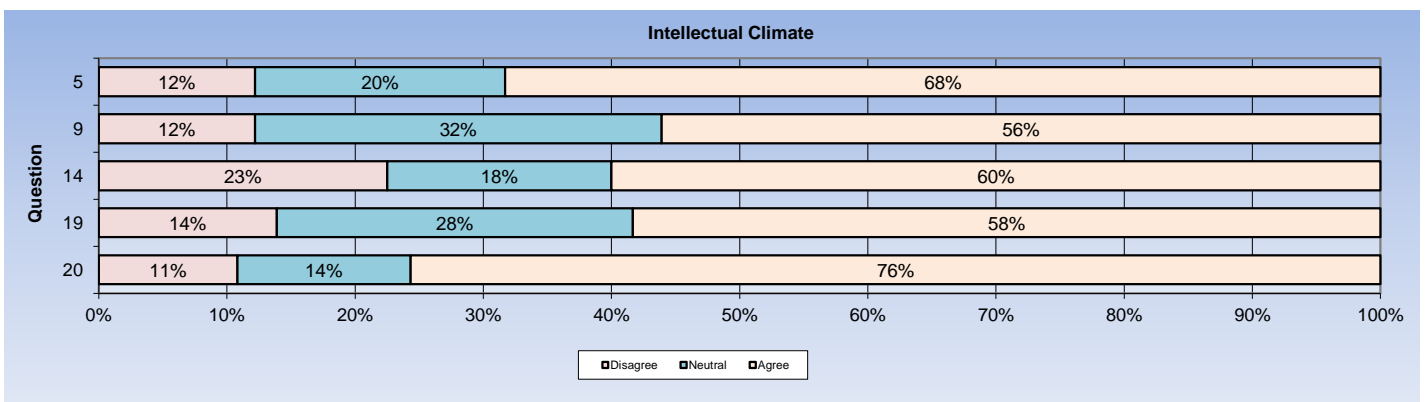
**Supervision**

	% AGREE					No. of
	Strongly Disagree	Disagree	Neutral	Agree	Strongly Agree	Students
	<b>77.6%</b>					
2. Supervision is available when I need it	2%	7%	5%	19%	67%	42
7. My supervisor(s) are making a real effort to understand difficulties that I face	5%	7%	12%	29%	48%	42
12. My supervisor(s) provide me with additional information relevant to my topic	5%	10%	12%	22%	51%	41
15. I have been given good guidance in topic selection and refinement	8%	8%	13%	30%	43%	40
17. My supervisor(s) are providing helpful feedback on my progress	5%	5%	12%	32%	46%	41
22. I received good guidance in my literature search	0%	8%	13%	35%	45%	40




**Intellectual Climate**

	% AGREE					No. of
	Strongly Disagree	Disagree	Neutral	Agree	Strongly Agree	Students
	<b>63.6%</b>					
5. The school is providing opportunities for social contact with other postgraduate students	2%	10%	20%	34%	34%	41
9. I am becoming integrated into the school's community	2%	10%	32%	34%	22%	41
14. The school is providing opportunities for me to become involved in the broader research culture	5%	18%	18%	35%	25%	40
19. A good seminar program is being provided for postgraduate students	6%	8%	28%	19%	39%	36
20. The research context in my school is stimulating my work	3%	8%	14%	43%	32%	37



### Skill Development

	% AGREE						No. of
	86.9%	Strongly Disagree		Strongly Agree			Students
6. My research is developing my problem-solving skills		0%	2%	10%	36%	52%	42
10. I am learning to develop my ideas and present them in written work		0%	5%	15%	32%	49%	41
13. My research is sharpening my analytical skills		0%	5%	7%	38%	50%	42
16. Doing my research is helping me to develop my ability to plan my own work		0%	0%	12%	34%	54%	41
23. As my research progresses, I am feeling more confident about tackling unfamiliar problems		0%	3%	8%	43%	48%	40



### Overall Satisfaction

	% AGREE						No. of
	75.6%	Strongly Disagree		Strongly Agree			Students
25. Overall, I am satisfied with the quality of my higher degree research		5%	7%	12%	27%	49%	41

### Others

						No. of
	Strongly Disagree		Strongly Agree			Students
3. I have access to suitable working space	2%	5%	17%	34%	41%	41
8. I have good access to the technical support I need	8%	8%	18%	38%	30%	40
11. I am able to organise good access to necessary equipment	3%	5%	22%	46%	24%	37
24. I have appropriate financial support for my research project	12%	10%	12%	32%	34%	41
1. I am satisfied with the supervision I am receiving	5%	7%	10%	19%	60%	42
4. I am developing an understanding of the standard of work required for my research degree and the examination process	2%	5%	7%	43%	43%	42
18. I am being encouraged and supported to publish my research	3%	3%	13%	25%	58%	40
21. I am benefiting from having more than one supervisor	8%	15%	5%	38%	35%	40

### Administration

	Strongly Disagree				Strongly Agree	No. of Students
1. I find it easy to check my enrolment status and invoices online	0%	5%	10%	36%	50%	42
2. I'd know what to do if I had a problem with my student administration	2%	10%	17%	43%	29%	42
3. RMIT effectively resolves any student administration issue I might have	3%	0%	19%	46%	32%	37

### Learning Support

#### Library - I am satisfied with...

	Strongly Disagree				Strongly Agree	No. of Students
1. The Library's e-resources collection	0%	0%	17%	38%	45%	42
2. The Library's book collections	0%	0%	24%	40%	36%	42
3. The quality of service provided by Library staff	0%	2%	10%	33%	55%	42
4. The Library's facilities	0%	3%	18%	40%	40%	40
5. Library opening hours	0%	8%	13%	36%	44%	39

#### Computing Facilities - I am satisfied with...

	Strongly Disagree				Strongly Agree	No. of Students
1. Access to computer facilities at RMIT	0%	3%	25%	30%	43%	40
2. Access to the specialist software that I require	0%	16%	35%	27%	22%	37
3. The availability of computer printing facilities	0%	5%	20%	27%	49%	41
4. The standard of service from computing support staff	0%	8%	24%	37%	32%	38

#### Learning Support Services - I am satisfied with...

	Strongly Disagree				Strongly Agree	No. of Students
1. Study support	0%	4%	35%	38%	23%	26
2. Language support	0%	8%	46%	33%	13%	24
3. On Track workshop	0%	3%	31%	41%	24%	29
4. Statistical Consultancy	0%	7%	39%	32%	21%	28

### Online Services

	Strongly Disagree				Strongly Agree	No. of Students
1. I am satisfied with the Internet access provided by RMIT	3%	3%	15%	30%	50%	40
2. I find the online environment useful to collaborate with other staff or students about my research	5%	16%	18%	32%	29%	38

### Communication

#### I have enough...

	Strongly Disagree				Strongly Agree	No. of Students
1. Opportunities to discuss my academic work with my supervisor(s)	5%	7%	12%	36%	40%	42
2. Opportunities to work with other research students	3%	13%	31%	28%	26%	39
3. Contact with students in other disciplines	3%	15%	28%	28%	26%	39

## Information Access

	Strongly Disagree		Strongly Agree		No. of Students	
1. I know how and where to access information regarding management of and support for my candidature	2%	10%	22%	39%	27%	41
2. I know who the key HDR academic and administrative contacts are in my school	0%	5%	17%	39%	39%	41
3. The RMIT website is easy to navigate to find information I need	0%	12%	24%	48%	17%	42

## Campus Life and Environment

	Strongly Disagree		Strongly Agree		No. of Students	
1. The RMIT campus is a good place to spend time	0%	15%	26%	26%	33%	39
2. RMIT is friendly to people from all backgrounds	0%	3%	18%	49%	31%	39
3. I feel personally safe on campus	0%	3%	18%	25%	55%	40
4. I am treated fairly at RMIT	3%	0%	15%	45%	38%	40
5. I can balance my research with my work and home commitments	0%	3%	18%	50%	30%	40

## Building and Facilities

	Strongly Disagree		Strongly Agree		No. of Students	
<i>The following areas are well maintained...</i>						
1. Classrooms	0%	3%	24%	45%	27%	33
2. Lecture theatres	0%	0%	21%	42%	36%	33
3. Laboratories	6%	9%	21%	41%	24%	34
4. General access computer labs	0%	0%	29%	48%	23%	31
5. Lounge spaces	0%	12%	26%	38%	24%	34
6. Toilets	8%	15%	23%	38%	18%	40
7. Lifts	28%	28%	25%	13%	8%	40

## Services and Programs for Students

	Strongly Disagree					No. of Students
					Strongly Agree	
<b><i>I am satisfied with the service or program...</i></b>						
1. School of Graduate Research	0%	3%	21%	41%	34%	29
2. The Hub	3%	6%	15%	33%	42%	33
3. Health promotion	5%	5%	38%	38%	14%	21
4. Scholarship and financial advice	6%	18%	27%	21%	27%	33
5. Career planning and advice	12%	4%	31%	38%	15%	26
6. Housing advice and assistance	0%	6%	41%	41%	12%	17
7. International student advisory services	6%	0%	41%	35%	18%	17
8. Legal Advice	0%	0%	40%	40%	20%	15
9. Counselling services	0%	11%	28%	33%	28%	18
10. Disability support	8%	8%	42%	25%	17%	12
11. Student leadership programs	7%	0%	47%	40%	7%	15
12. Religious/spiritual services	0%	25%	13%	56%	6%	16

	Yes		No	No. of Students
<b><i>This service is important to me...</i></b>				
1. School of Graduate Research	93%		7%	27
2. The Hub	83%		17%	29
3. Health promotion	66%		34%	29
4. Scholarship and financial advice	100%		0%	31
5. Career planning and advice	73%		27%	30
6. Housing advice and assistance	44%		56%	27
7. International student advisory services	38%		62%	26
8. Legal Advice	48%		52%	27
9. Counselling services	56%		44%	25
10. Disability support	23%		77%	26
11. Student leadership programs	54%		46%	28
12. Religious/spiritual services	43%		57%	28

## RMIT Link

	Strongly Disagree					No. of Students
					Strongly Agree	
<b><i>I am satisfied with the service or program...</i></b>						
1. Sport programs, sport clubs and recreation activities	8%	8%	21%	42%	21%	24
2. Visual arts, performing arts and gallery activities	5%	11%	21%	32%	32%	19

	Yes		No	No. of Students
<b><i>This service is important to me...</i></b>				
1. Sport programs, sport clubs and recreation activities	62%		38%	26
2. Visual arts, performing arts and gallery activities	38%		63%	24

## Student Union

### *I am satisfied with the service or program...*

	Strongly Disagree				Strongly Agree	No. of Students
1. Representation of student interests to the University	9%	4%	22%	43%	22%	23
2. Campaigns, information and resources to improve conditions for students	0%	17%	21%	42%	21%	24
3. Advice and support if I had a problem with the University	9%	0%	26%	52%	13%	23
4. Social activities, bands and competitions	0%	13%	22%	39%	26%	23
5. Clubs and collectives	0%	9%	23%	45%	23%	22
6. Student media, such as Catalyst and RMITV	0%	5%	18%	59%	18%	22

### *This service is important to me...*

	Yes	No	No. of Students
1. Representation of student interests to the University	50%	50%	26
2. Campaigns, information and resources to improve conditions for students	65%	35%	26
3. Advice and support if I had a problem with the University	77%	23%	26
4. Social activities, bands and competitions	54%	46%	26
5. Clubs and collectives	54%	46%	26
6. Student media, such as Catalyst and RMITV	46%	54%	26

## Outcomes

	Strongly Disagree				Strongly Agree	No. of Students
1. As an RMIT graduate I will be highly employable	5%	12%	34%	29%	20%	41
2. My research training experience at RMIT will improve my career prospects	5%	5%	22%	44%	24%	41
3. RMIT generally responds well to student feedback	11%	5%	24%	32%	27%	37
4. I would recommend higher degree research programs at RMIT to others	12%	5%	22%	32%	29%	41

### Notes

The scale % AGREE is calculated by adding up all the items scored Agree/Strongly Agree across all respondents. This is divided by the total number of items answered across all respondents. Blanks or N/A's are excluded. Percentages represent the %age of the total valid responses per question, with the exception of the demographics section which represent the %age of total responses. Charts are rescaled on valid responses to total 100%. Values may round to 101 %.

Valid responses exclude N/A and blank responses.