

STUDENT EXPERIENCE SURVEY - HDR

2015

**625H - Economics, Finance and Marketing
BUS**
**Survey Population: 68
Respondents: 18
Response Rate: 26.5%**
Demographics (% of total sample size)
Commencement Year

Pre 2010	0
2010	0
2011	2
2012	2
2013	4
2014	5
2015	5

Age

<20	0%
21-24	6%
25-34	39%
35-44	28%
45+	28%

Gender

Male	56%
Female	44%

Citizenship

Australian	50%
International onshore	44%
International offshore	6%

Program Type

Master by research	11%
Doctorate by research	89%

Attendance Type

Full time	78%
Part time	22%

Location

On-campus	83%
Off-campus	17%

Milestones

Confirmation of candidature	56%
Completion seminar	17%

LOTE

Yes	22%
No	78%

Rural Relocatee

Yes	6%
No	94%

Main Funds Source

Employment	11%
Cadetship	0%
Family	6%
AusAid/IDP	0%
Home Government	11%
Scholarship	56%
Loan	0%
Savings	11%
Other	6%

Employment

Part time (1-14 hrs)	50%
Part time (15-20 hrs)	0%
Part time (21-34 hrs)	6%
Full time (35+ hrs)	22%
Not at all	22%

Industry Placement

Education placement/Internship	
Yes	6%
No	94%
Industry-based project	
Yes	0%
No	100%
Clinical/Professional placement	
Yes	0%
No	100%

Snapshot Scales 2015

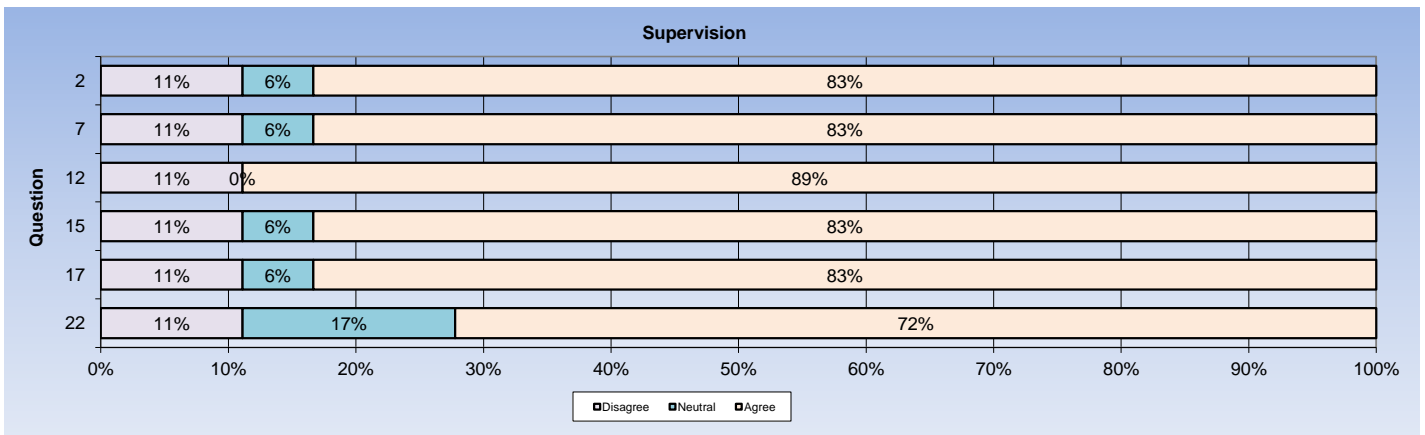
Supervision	82.4%
Intellectual Climate	46.6%
Skill Development	89.9%
Overall Satisfaction	83.3%

Part of program study

Yes	6%
No	28%

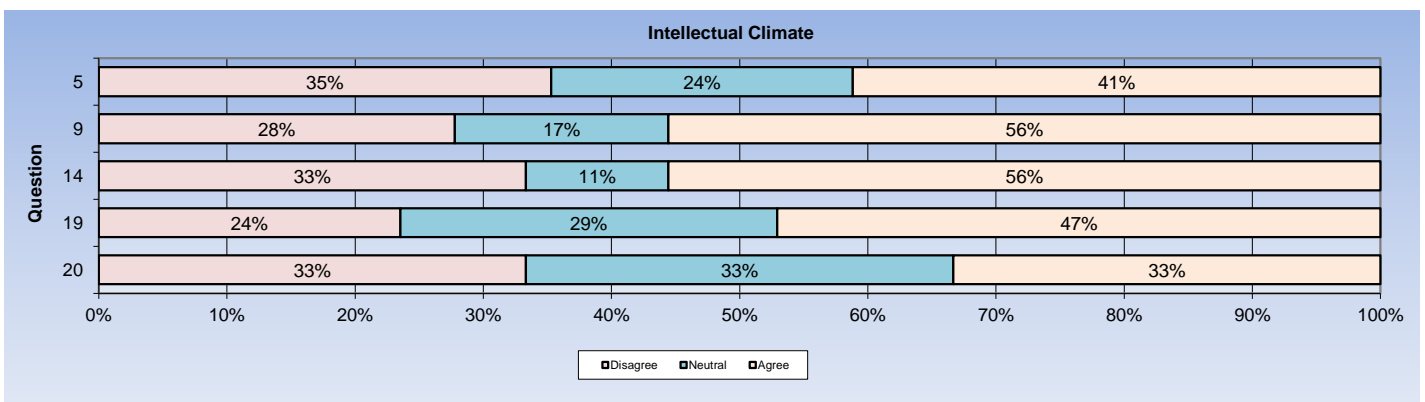
Supervision

	% AGREE					No. of Students
	Strongly Disagree	Disagree	Neutral	Agree	Strongly Agree	
						82.4%
2. Supervision is available when I need it	6%	6%	6%	28%	56%	18
7. My supervisor(s) are making a real effort to understand difficulties that I face	11%	0%	6%	17%	67%	18
12. My supervisor(s) provide me with additional information relevant to my topic	11%	0%	0%	17%	72%	18
15. I have been given good guidance in topic selection and refinement	6%	6%	6%	33%	50%	18
17. My supervisor(s) are providing helpful feedback on my progress	6%	6%	6%	11%	72%	18
22. I received good guidance in my literature search	6%	6%	17%	22%	50%	18



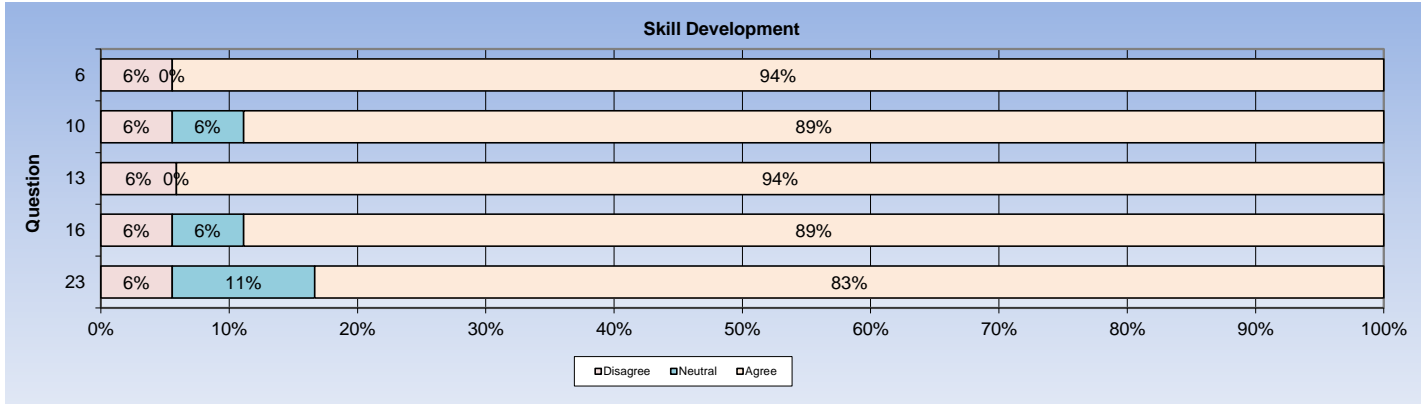
Intellectual Climate

	% AGREE					No. of Students
	Strongly Disagree	Disagree	Neutral	Agree	Strongly Agree	
						46.6%
5. The school is providing opportunities for social contact with other postgraduate students	24%	12%	24%	35%	6%	17
9. I am becoming integrated into the school's community	11%	17%	17%	44%	11%	18
14. The school is providing opportunities for me to become involved in the broader research culture	22%	11%	11%	39%	17%	18
19. A good seminar program is being provided for postgraduate students	18%	6%	29%	35%	12%	17
20. The research context in my school is stimulating my work	22%	11%	33%	22%	11%	18



Skill Development

	% AGREE	Strongly Disagree			Strongly Agree	No. of Students	
	89.9%						
6. My research is developing my problem-solving skills		6%	0%	0%	39%	56%	18
10. I am learning to develop my ideas and present them in written work		6%	0%	6%	56%	33%	18
13. My research is sharpening my analytical skills		6%	0%	0%	29%	65%	17
16. Doing my research is helping me to develop my ability to plan my own work		6%	0%	6%	44%	44%	18
23. As my research progresses, I am feeling more confident about tackling unfamiliar problems		6%	0%	11%	17%	67%	18



Overall Satisfaction

	% AGREE	Strongly Disagree			Strongly Agree	No. of Students	
	83.3%						
25. Overall, I am satisfied with the quality of my higher degree research		11%	0%	6%	50%	33%	18

Others

	Strongly Disagree			Strongly Agree	No. of Students	
3. I have access to suitable working space	6%	11%	17%	17%	50%	18
8. I have good access to the technical support I need	0%	11%	17%	28%	44%	18
11. I am able to organise good access to necessary equipment	0%	6%	11%	67%	17%	18
24. I have appropriate financial support for my research project	11%	17%	22%	22%	28%	18
1. I am satisfied with the supervision I am receiving	6%	6%	6%	11%	72%	18
4. I am developing an understanding of the standard of work required for my research degree and the examination process	0%	6%	6%	28%	61%	18
18. I am being encouraged and supported to publish my research	6%	6%	6%	28%	56%	18
21. I am benefiting from having more than one supervisor	6%	11%	6%	17%	61%	18

Administration

1. I find it easy to check my enrolment status and invoices online
2. I'd know what to do if I had a problem with my student administration
3. RMIT effectively resolves any student administration issue I might have

	Strongly Disagree				Strongly Agree		No. of Students
	0%	0%	11%	39%	50%		18
	0%	0%	22%	39%	39%		18
	0%	6%	28%	28%	39%		18

Learning Support

Library - I am satisfied with...

1. The Library's e-resources collection
2. The Library's book collections
3. The quality of service provided by Library staff
4. The Library's facilities
5. Library opening hours

	Strongly Disagree				Strongly Agree		No. of Students
	0%	0%	0%	50%	50%		18
	0%	6%	11%	50%	33%		18
	0%	0%	6%	28%	67%		18
	0%	0%	28%	33%	39%		18
	6%	6%	6%	35%	47%		17

Computing Facilities - I am satisfied with...

1. Access to computer facilities at RMIT
2. Access to the specialist software that I require
3. The availability of computer printing facilities
4. The standard of service from computing support staff

	Strongly Disagree				Strongly Agree		No. of Students
	6%	6%	11%	17%	61%		18
	0%	12%	35%	18%	35%		17
	0%	0%	17%	22%	61%		18
	0%	0%	19%	31%	50%		16

Learning Support Services - I am satisfied with...

1. Study support
2. Language support
3. On Track workshop
4. Statistical Consultancy

	Strongly Disagree				Strongly Agree		No. of Students
	0%	0%	8%	75%	17%		12
	0%	10%	20%	40%	30%		10
	0%	0%	20%	67%	13%		15
	0%	0%	36%	55%	9%		11

Online Services

1. I am satisfied with the Internet access provided by RMIT
2. I find the online environment useful to collaborate with other staff or students about my research

	Strongly Disagree				Strongly Agree		No. of Students
	0%	6%	17%	44%	33%		18
	12%	6%	18%	47%	18%		17

Communication

I have enough...

1. Opportunities to discuss my academic work with my supervisor(s)
2. Opportunities to work with other research students
3. Contact with students in other disciplines

	Strongly Disagree				Strongly Agree		No. of Students
	6%	6%	11%	22%	56%		18
	24%	18%	18%	29%	12%		17
	22%	17%	22%	33%	6%		18

Information Access

	Strongly Disagree		Strongly Agree		No. of Students	
1. I know how and where to access information regarding management of and support for my candidature	0%	0%	11%	78%	11%	18
2. I know who the key HDR academic and administrative contacts are in my school	0%	6%	0%	61%	33%	18
3. The RMIT website is easy to navigate to find information I need	0%	17%	22%	44%	17%	18

Campus Life and Environment

	Strongly Disagree		Strongly Agree		No. of Students	
1. The RMIT campus is a good place to spend time	0%	0%	6%	69%	25%	16
2. RMIT is friendly to people from all backgrounds	6%	6%	0%	44%	44%	16
3. I feel personally safe on campus	0%	0%	0%	50%	50%	16
4. I am treated fairly at RMIT	0%	6%	18%	47%	29%	17
5. I can balance my research with my work and home commitments	0%	0%	31%	63%	6%	16

Building and Facilities

	Strongly Disagree		Strongly Agree		No. of Students	
<i>The following areas are well maintained...</i>						
1. Classrooms	0%	0%	17%	50%	33%	12
2. Lecture theatres	0%	0%	0%	60%	40%	10
3. Laboratories	0%	0%	29%	57%	14%	7
4. General access computer labs	0%	0%	38%	50%	13%	8
5. Lounge spaces	0%	0%	27%	47%	27%	15
6. Toilets	0%	12%	24%	59%	6%	17
7. Lifts	0%	0%	29%	35%	35%	17

Services and Programs for Students

I am satisfied with the service or program...

	Strongly Disagree		Strongly Agree		No. of Students	
1. School of Graduate Research	8%	8%	17%	25%	42%	12
2. The Hub	10%	0%	20%	40%	30%	10
3. Health promotion	0%	20%	20%	20%	40%	5
4. Scholarship and financial advice	17%	17%	8%	33%	25%	12
5. Career planning and advice	25%	0%	75%	0%	0%	4
6. Housing advice and assistance	33%	0%	67%	0%	0%	3
7. International student advisory services	0%	20%	40%	20%	20%	5
8. Legal Advice	0%	0%	100%	0%	0%	1
9. Counselling services	0%	0%	67%	0%	33%	3
10. Disability support	0%	0%	100%	0%	0%	1
11. Student leadership programs	0%	0%	100%	0%	0%	2
12. Religious/spiritual services	0%	0%	50%	0%	50%	4

This service is important to me...

	Yes	No	No. of Students
1. School of Graduate Research	86%	14%	14
2. The Hub	50%	50%	14
3. Health promotion	33%	67%	12
4. Scholarship and financial advice	80%	20%	15
5. Career planning and advice	29%	71%	14
6. Housing advice and assistance	15%	85%	13
7. International student advisory services	23%	77%	13
8. Legal Advice	15%	85%	13
9. Counselling services	46%	54%	13
10. Disability support	8%	92%	12
11. Student leadership programs	25%	75%	12
12. Religious/spiritual services	23%	77%	13

RMIT Link

I am satisfied with the service or program...

	Strongly Disagree		Strongly Agree		No. of Students	
1. Sport programs, sport clubs and recreation activities	0%	0%	67%	0%	33%	3
2. Visual arts, performing arts and gallery activities	0%	0%	100%	0%	0%	1

This service is important to me...

	Yes	No	No. of Students
1. Sport programs, sport clubs and recreation activities	29%	71%	14
2. Visual arts, performing arts and gallery activities	8%	92%	13

Student Union

I am satisfied with the service or program...

	Strongly Disagree		Strongly Agree		No. of Students	
1. Representation of student interests to the University	20%	0%	40%	20%	20%	5
2. Campaigns, information and resources to improve conditions for students	0%	50%	25%	25%	0%	4
3. Advice and support if I had a problem with the University	14%	14%	43%	29%	0%	7
4. Social activities, bands and competitions	0%	0%	100%	0%	0%	2
5. Clubs and collectives	0%	0%	100%	0%	0%	1
6. Student media, such as Catalyst and RMITV	0%	0%	100%	0%	0%	1

This service is important to me...

	Yes	No	No. of Students
1. Representation of student interests to the University	36%	64%	14
2. Campaigns, information and resources to improve conditions for students	38%	62%	13
3. Advice and support if I had a problem with the University	60%	40%	15
4. Social activities, bands and competitions	7%	93%	14
5. Clubs and collectives	7%	93%	14
6. Student media, such as Catalyst and RMITV	8%	92%	13

Outcomes

	Strongly Disagree		Strongly Agree		No. of Students	
1. As an RMIT graduate I will be highly employable	6%	12%	24%	47%	12%	17
2. My research training experience at RMIT will improve my career prospects	11%	6%	6%	44%	33%	18
3. RMIT generally responds well to student feedback	24%	6%	35%	18%	18%	17
4. I would recommend higher degree research programs at RMIT to others	17%	0%	17%	44%	22%	18

Notes

The scale % AGREE is calculated by adding up all the items scored Agree/Strongly Agree across all respondents. This is divided by the total number of items answered across all respondents. Blanks or N/A's are excluded. Percentages represent the %age of the total valid responses per question, with the exception of the demographics section which represent the %age of total responses. Charts are rescaled on valid responses to total 100%. Values may round to 101 %. Valid responses exclude N/A and blank responses.