

STUDENT EXPERIENCE SURVEY - HDR

2015

350H - Fashion and Textiles
DSC
Survey Population: 42
Respondents: 13
Response Rate: 31.0%
Demographics (% of total sample size)
Commencement Year

Pre 2010	0
2010	1
2011	0
2012	3
2013	3
2014	2
2015	4

Age

<20	0%
21-24	0%
25-34	54%
35-44	15%
45+	31%

Gender

Male	23%
Female	77%

Citizenship

Australian	62%
International onshore	38%
International offshore	0%

Program Type

Master by research	31%
Doctorate by research	69%

Attendance Type

Full time	62%
Part time	38%

Location

On-campus	77%
Off-campus	15%

Milestones

Confirmation of candidature	38%
Completion seminar	46%

LOTE

Yes	54%
No	46%

Rural Relocatee

Yes	0%
No	100%

Main Funds Source

Employment	15%
Cadetship	0%
Family	15%
AusAid/IDP	8%
Home Government	0%
Scholarship	46%
Loan	0%
Savings	0%
Other	8%

Employment

Part time (1-14 hrs)	23%
Part time (15-20 hrs)	0%
Part time (21-34 hrs)	8%
Full time (35+ hrs)	23%
Not at all	46%

Industry Placement

Education placement/Internship	
Yes	0%
No	100%
Industry-based project	
Yes	8%
No	85%
Clinical/Professional placement	
Yes	0%
No	85%

Snapshot Scales 2015

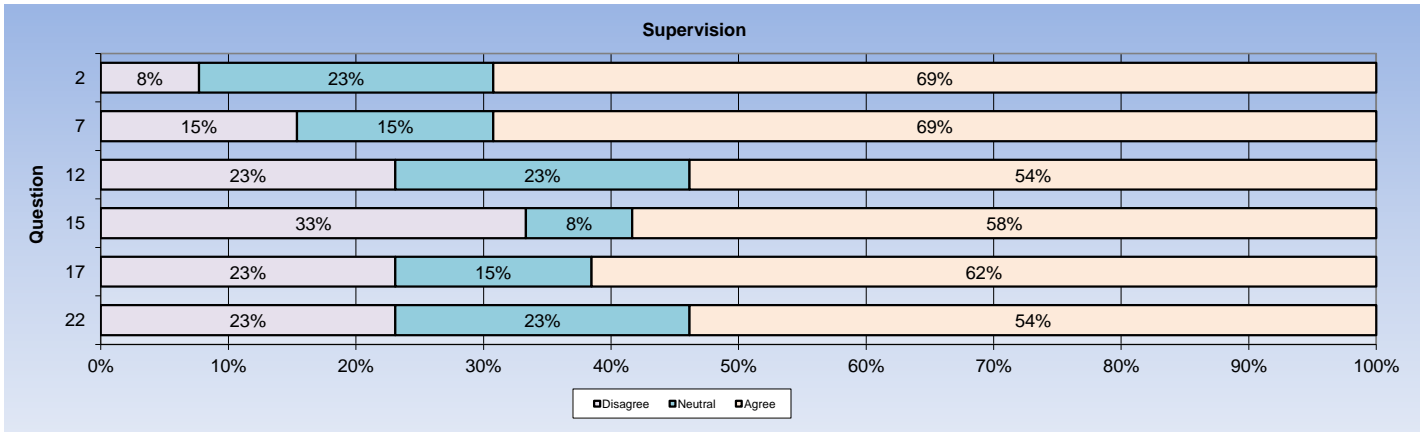
Supervision	61.0%
Intellectual Climate	75.0%
Skill Development	84.6%
Overall Satisfaction	76.9%

Part of program study

Yes	0%
No	38%

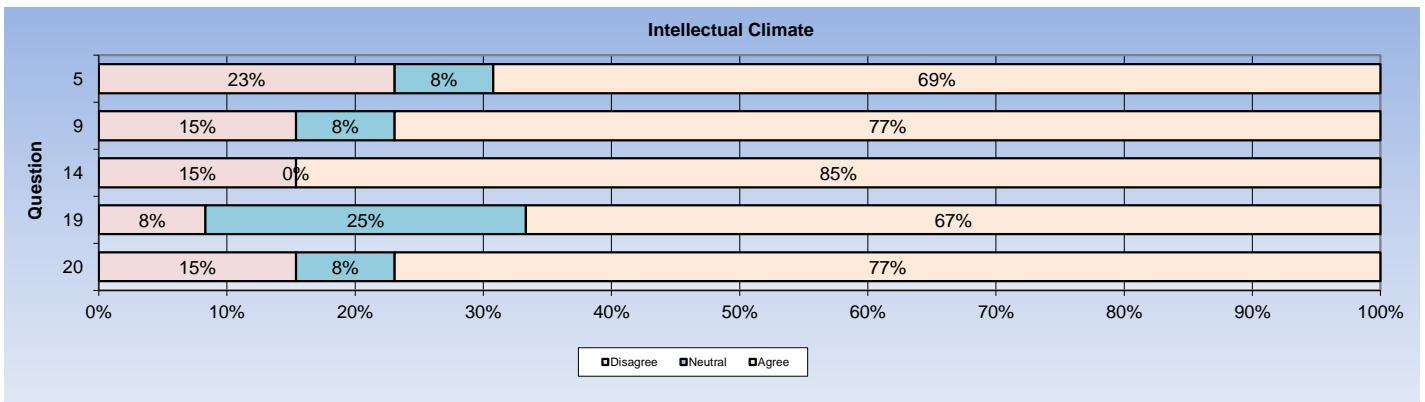
Supervision

	% AGREE					No. of
	Strongly Disagree	Disagree	Neutral	Agree	Strongly Agree	Students
	61.0%					
2. Supervision is available when I need it	0%	8%	23%	15%	54%	13
7. My supervisor(s) are making a real effort to understand difficulties that I face	0%	15%	15%	15%	54%	13
12. My supervisor(s) provide me with additional information relevant to my topic	0%	23%	23%	8%	46%	13
15. I have been given good guidance in topic selection and refinement	8%	25%	8%	17%	42%	12
17. My supervisor(s) are providing helpful feedback on my progress	8%	15%	15%	15%	46%	13
22. I received good guidance in my literature search	8%	15%	23%	23%	31%	13



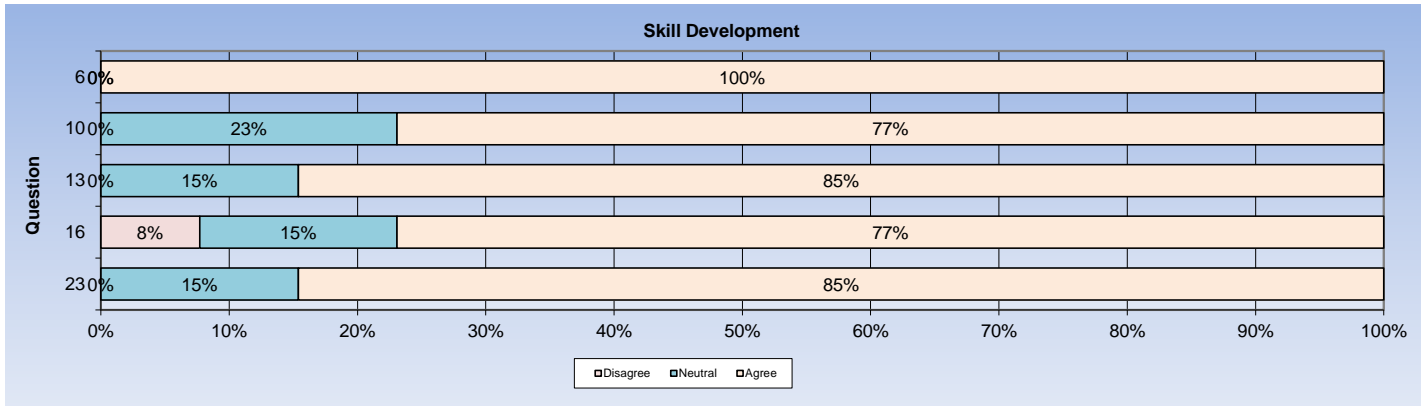
Intellectual Climate

	% AGREE					No. of
	Strongly Disagree	Disagree	Neutral	Agree	Strongly Agree	Students
	75.0%					
5. The school is providing opportunities for social contact with other postgraduate students	0%	23%	8%	31%	38%	13
9. I am becoming integrated into the school's community	8%	8%	8%	38%	38%	13
14. The school is providing opportunities for me to become involved in the broader research culture	8%	8%	0%	46%	38%	13
19. A good seminar program is being provided for postgraduate students	8%	0%	25%	25%	42%	12
20. The research context in my school is stimulating my work	15%	0%	8%	38%	38%	13



Skill Development

	% AGREE	Strongly Disagree			Strongly Agree		No. of Students
	84.6%						
6. My research is developing my problem-solving skills		0%	0%	0%	38%	62%	13
10. I am learning to develop my ideas and present them in written work		0%	0%	23%	23%	54%	13
13. My research is sharpening my analytical skills		0%	0%	15%	31%	54%	13
16. Doing my research is helping me to develop my ability to plan my own work		0%	8%	15%	23%	54%	13
23. As my research progresses, I am feeling more confident about tackling unfamiliar problems		0%	0%	15%	15%	69%	13



Overall Satisfaction

	% AGREE	Strongly Disagree			Strongly Agree		No. of Students
	76.9%						
25. Overall, I am satisfied with the quality of my higher degree research		0%	15%	8%	15%	62%	13

Others

	Strongly Disagree			Strongly Agree		No. of Students
3. I have access to suitable working space	0%	15%	0%	15%	69%	13
8. I have good access to the technical support I need	0%	8%	42%	17%	33%	12
11. I am able to organise good access to necessary equipment	0%	8%	8%	50%	33%	12
24. I have appropriate financial support for my research project	8%	8%	8%	23%	54%	13
1. I am satisfied with the supervision I am receiving	0%	15%	23%	15%	46%	13
4. I am developing an understanding of the standard of work required for my research degree and the examination process	0%	8%	0%	46%	46%	13
18. I am being encouraged and supported to publish my research	0%	17%	25%	0%	58%	12
21. I am benefiting from having more than one supervisor	0%	15%	0%	38%	46%	13

Administration

1. I find it easy to check my enrolment status and invoices online
2. I'd know what to do if I had a problem with my student administration
3. RMIT effectively resolves any student administration issue I might have

	Strongly Disagree				Strongly Agree	No. of Students
	0%	8%	15%	15%	62%	13
	0%	15%	23%	15%	46%	13
	8%	8%	17%	25%	42%	12

Learning Support

Library - I am satisfied with...

1. The Library's e-resources collection
2. The Library's book collections
3. The quality of service provided by Library staff
4. The Library's facilities
5. Library opening hours

	Strongly Disagree				Strongly Agree	No. of Students
	0%	0%	15%	8%	77%	13
	0%	8%	15%	0%	77%	13
	0%	0%	8%	0%	92%	13
	0%	8%	15%	0%	77%	13
	0%	0%	8%	15%	77%	13

Computing Facilities - I am satisfied with...

1. Access to computer facilities at RMIT
2. Access to the specialist software that I require
3. The availability of computer printing facilities
4. The standard of service from computing support staff

	Strongly Disagree				Strongly Agree	No. of Students
	8%	0%	8%	15%	69%	13
	0%	8%	8%	15%	69%	13
	0%	8%	15%	8%	69%	13
	0%	0%	15%	8%	77%	13

Learning Support Services - I am satisfied with...

1. Study support
2. Language support
3. On Track workshop
4. Statistical Consultancy

	Strongly Disagree				Strongly Agree	No. of Students
	11%	0%	11%	11%	67%	9
	11%	11%	0%	11%	67%	9
	8%	0%	8%	17%	67%	12
	10%	0%	10%	20%	60%	10

Online Services

1. I am satisfied with the Internet access provided by RMIT
2. I find the online environment useful to collaborate with other staff or students about my research

	Strongly Disagree				Strongly Agree	No. of Students
	0%	0%	8%	38%	54%	13
	0%	8%	0%	58%	33%	12

Communication

I have enough...

1. Opportunities to discuss my academic work with my supervisor(s)
2. Opportunities to work with other research students
3. Contact with students in other disciplines

	Strongly Disagree				Strongly Agree	No. of Students
	8%	8%	15%	31%	38%	13
	17%	17%	8%	33%	25%	12
	18%	9%	27%	18%	27%	11

Information Access

	Strongly Disagree				Strongly Agree	No. of Students
1. I know how and where to access information regarding management of and support for my candidature	8%	0%	15%	31%	46%	13
2. I know who the key HDR academic and administrative contacts are in my school	0%	8%	0%	31%	62%	13
3. The RMIT website is easy to navigate to find information I need	23%	8%	23%	15%	31%	13

Campus Life and Environment

	Strongly Disagree				Strongly Agree	No. of Students
1. The RMIT campus is a good place to spend time	8%	0%	15%	38%	38%	13
2. RMIT is friendly to people from all backgrounds	0%	0%	8%	54%	38%	13
3. I feel personally safe on campus	0%	0%	15%	38%	46%	13
4. I am treated fairly at RMIT	8%	0%	0%	62%	31%	13
5. I can balance my research with my work and home commitments	8%	8%	23%	15%	46%	13

Building and Facilities

	Strongly Disagree				Strongly Agree	No. of Students
<i>The following areas are well maintained...</i>						
1. Classrooms	0%	18%	18%	27%	36%	11
2. Lecture theatres	0%	18%	0%	36%	45%	11
3. Laboratories	0%	10%	0%	40%	50%	10
4. General access computer labs	0%	30%	0%	40%	30%	10
5. Lounge spaces	0%	18%	9%	36%	36%	11
6. Toilets	17%	17%	8%	25%	33%	12
7. Lifts	8%	17%	0%	25%	50%	12

Services and Programs for Students

I am satisfied with the service or program...

	Strongly Disagree				Strongly Agree	No. of Students
1. School of Graduate Research	8%	8%	17%	17%	50%	12
2. The Hub	8%	0%	8%	33%	50%	12
3. Health promotion	13%	13%	0%	25%	50%	8
4. Scholarship and financial advice	11%	11%	0%	33%	44%	9
5. Career planning and advice	13%	25%	0%	38%	25%	8
6. Housing advice and assistance	25%	0%	0%	50%	25%	4
7. International student advisory services	20%	20%	0%	40%	20%	5
8. Legal Advice	25%	0%	0%	25%	50%	4
9. Counselling services	17%	0%	0%	50%	33%	6
10. Disability support	25%	0%	25%	25%	25%	4
11. Student leadership programs	25%	0%	0%	50%	25%	4
12. Religious/spiritual services	20%	0%	0%	20%	60%	5

This service is important to me...

	Yes	No	No. of Students
1. School of Graduate Research	100%	0%	11
2. The Hub	80%	20%	10
3. Health promotion	73%	27%	11
4. Scholarship and financial advice	64%	36%	11
5. Career planning and advice	36%	64%	11
6. Housing advice and assistance	18%	82%	11
7. International student advisory services	36%	64%	11
8. Legal Advice	36%	64%	11
9. Counselling services	64%	36%	11
10. Disability support	18%	82%	11
11. Student leadership programs	18%	82%	11
12. Religious/spiritual services	20%	80%	10

RMIT Link

I am satisfied with the service or program...

	Strongly Disagree				Strongly Agree	No. of Students
1. Sport programs, sport clubs and recreation activities	0%	0%	40%	40%	20%	5
2. Visual arts, performing arts and gallery activities	0%	10%	10%	50%	30%	10

This service is important to me...

	Yes	No	No. of Students
1. Sport programs, sport clubs and recreation activities	40%	60%	10
2. Visual arts, performing arts and gallery activities	80%	20%	10

Student Union

I am satisfied with the service or program...

	Strongly Disagree				Strongly Agree	No. of Students
1. Representation of student interests to the University	17%	0%	0%	50%	33%	6
2. Campaigns, information and resources to improve conditions for students	20%	0%	0%	60%	20%	5
3. Advice and support if I had a problem with the University	20%	0%	0%	40%	40%	5
4. Social activities, bands and competitions	20%	0%	0%	60%	20%	5
5. Clubs and collectives	20%	0%	0%	60%	20%	5
6. Student media, such as Catalyst and RMITV	20%	0%	0%	60%	20%	5

This service is important to me...

	Yes	No	No. of Students
1. Representation of student interests to the University	36%	64%	11
2. Campaigns, information and resources to improve conditions for students	27%	73%	11
3. Advice and support if I had a problem with the University	45%	55%	11
4. Social activities, bands and competitions	36%	64%	11
5. Clubs and collectives	27%	73%	11
6. Student media, such as Catalyst and RMITV	36%	64%	11

Outcomes

	Strongly Disagree				Strongly Agree	No. of Students
1. As an RMIT graduate I will be highly employable	0%	8%	23%	38%	31%	13
2. My research training experience at RMIT will improve my career prospects	0%	15%	15%	31%	38%	13
3. RMIT generally responds well to student feedback	8%	8%	25%	33%	25%	12
4. I would recommend higher degree research programs at RMIT to others	8%	0%	31%	31%	31%	13

Notes

The scale % AGREE is calculated by adding up all the items scored Agree/Strongly Agree across all respondents. This is divided by the total number of items answered across all respondents. Blanks or N/A's are excluded. Percentages represent the %age of the total valid responses per question, with the exception of the demographics section which represent the %age of total responses. Charts are rescaled on valid responses to total 100%. Values may round to 101 %. Valid responses exclude N/A and blank responses.