

STUDENT EXPERIENCE SURVEY - HDR

2015

**365H - Global, Urban and Social Studies
DSC**
**Survey Population: 125
Respondents: 55
Response Rate: 44.0%**
Demographics (% of total sample size)
Commencement Year

| | |
|----------|----|
| Pre 2010 | 2 |
| 2010 | 1 |
| 2011 | 4 |
| 2012 | 12 |
| 2013 | 12 |
| 2014 | 11 |
| 2015 | 13 |

Age

| | |
|-------|-----|
| <20 | 0% |
| 21-24 | 2% |
| 25-34 | 42% |
| 35-44 | 33% |
| 45+ | 24% |

Gender

| | |
|--------|-----|
| Male | 44% |
| Female | 56% |

Citizenship

| | |
|------------------------|-----|
| Australian | 73% |
| International onshore | 27% |
| International offshore | 0% |

Program Type

| | |
|-----------------------|-----|
| Master by research | 13% |
| Doctorate by research | 87% |

Attendance Type

| | |
|-----------|-----|
| Full time | 76% |
| Part time | 24% |

Location

| | |
|------------|-----|
| On-campus | 78% |
| Off-campus | 22% |

Milestones

| | |
|-----------------------------|-----|
| Confirmation of candidature | 69% |
| Completion seminar | 15% |

LOTE

| | |
|-----|-----|
| Yes | 47% |
| No | 53% |

Rural Relocatee

| | |
|-----|-----|
| Yes | 4% |
| No | 96% |

Main Funds Source

| | |
|-----------------|-----|
| Employment | 24% |
| Cadetship | 0% |
| Family | 7% |
| AusAid/IDP | 9% |
| Home Government | 5% |
| Scholarship | 47% |
| Loan | 0% |
| Savings | 2% |
| Other | 4% |

Employment

| | |
|-----------------------|-----|
| Part time (1-14 hrs) | 35% |
| Part time (15-20 hrs) | 7% |
| Part time (21-34 hrs) | 4% |
| Full time (35+ hrs) | 13% |
| Not at all | 42% |

Industry Placement

| | |
|--|-----|
| Education placement/Internship | |
| Yes | 2% |
| No | 85% |
| Industry-based project | |
| Yes | 5% |
| No | 87% |
| Clinical/Professional placement | |
| Yes | 0% |
| No | 87% |

Snapshot Scales 2015

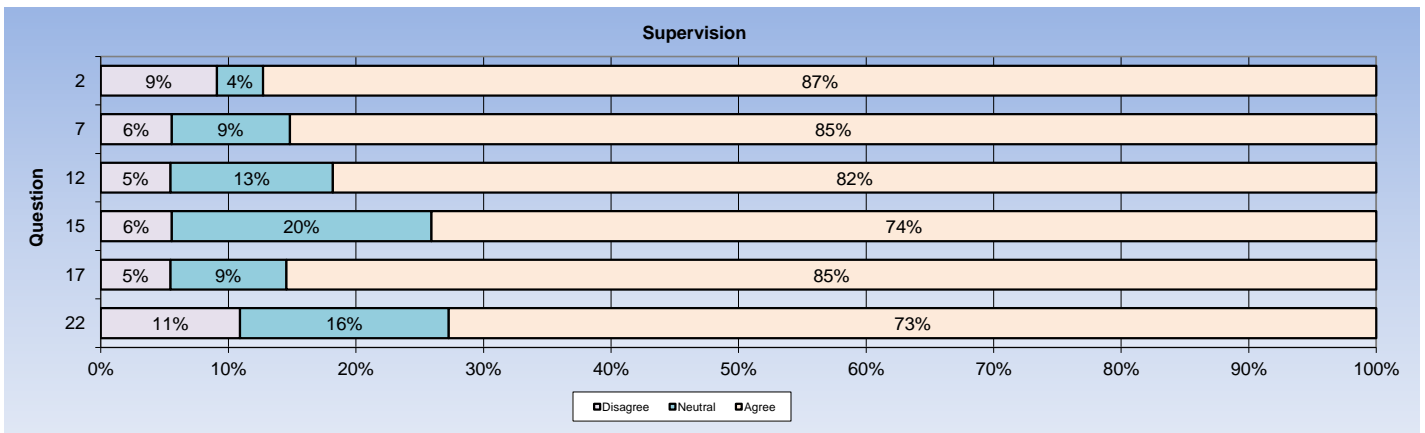
| | |
|----------------------|-------|
| Supervision | 81.1% |
| Intellectual Climate | 67.6% |
| Skill Development | 83.9% |
| Overall Satisfaction | 81.8% |

Part of program study

| | |
|-----|-----|
| Yes | 0% |
| No | 22% |

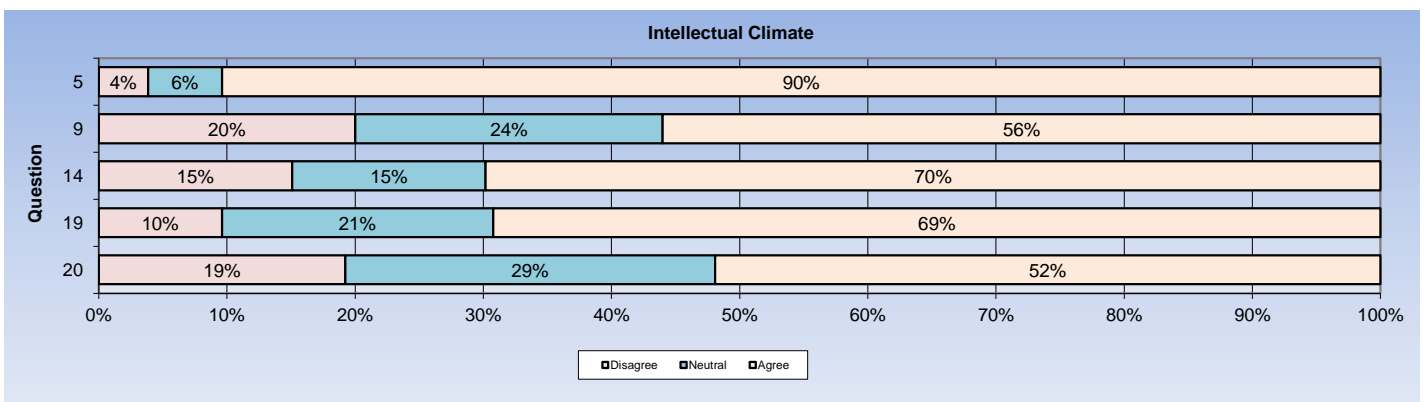
Supervision

| | % AGREE | | | | | No. of Students |
|---|-------------------|----------|---------|-------|----------------|-----------------|
| | Strongly Disagree | Disagree | Neutral | Agree | Strongly Agree | |
| | 81.1% | | | | | |
| 2. Supervision is available when I need it | 2% | 7% | 4% | 29% | 58% | 55 |
| 7. My supervisor(s) are making a real effort to understand difficulties that I face | 2% | 4% | 9% | 20% | 65% | 54 |
| 12. My supervisor(s) provide me with additional information relevant to my topic | 2% | 4% | 13% | 44% | 38% | 55 |
| 15. I have been given good guidance in topic selection and refinement | 2% | 4% | 20% | 39% | 35% | 54 |
| 17. My supervisor(s) are providing helpful feedback on my progress | 2% | 4% | 9% | 27% | 58% | 55 |
| 22. I received good guidance in my literature search | 4% | 7% | 16% | 36% | 36% | 55 |



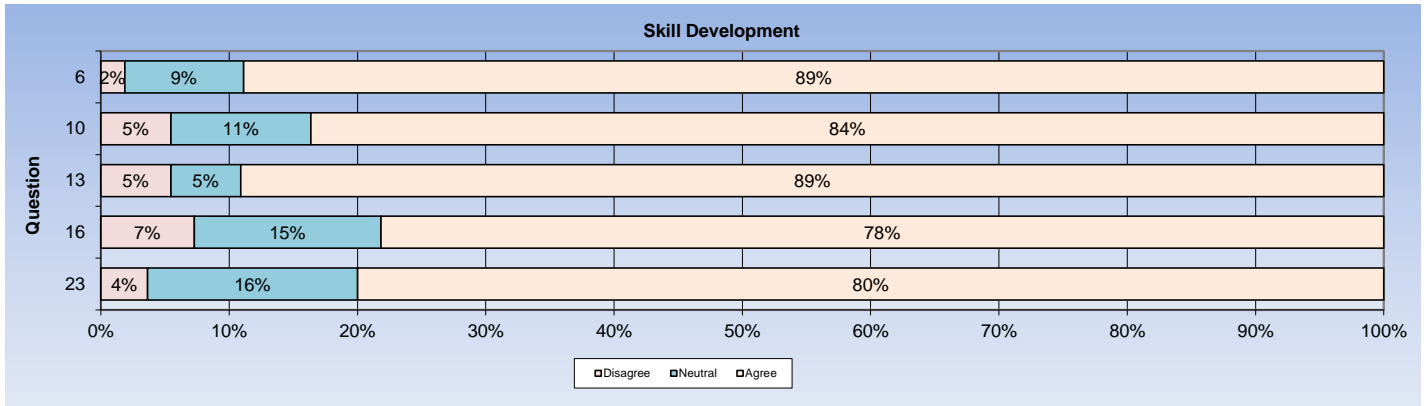
Intellectual Climate

| | % AGREE | | | | | No. of Students |
|---|-------------------|----------|---------|-------|----------------|-----------------|
| | Strongly Disagree | Disagree | Neutral | Agree | Strongly Agree | |
| | 67.6% | | | | | |
| 5. The school is providing opportunities for social contact with other postgraduate students | 2% | 2% | 6% | 48% | 42% | 52 |
| 9. I am becoming integrated into the school's community | 4% | 16% | 24% | 44% | 12% | 50 |
| 14. The school is providing opportunities for me to become involved in the broader research culture | 4% | 11% | 15% | 43% | 26% | 53 |
| 19. A good seminar program is being provided for postgraduate students | 2% | 8% | 21% | 38% | 31% | 52 |
| 20. The research context in my school is stimulating my work | 10% | 10% | 29% | 27% | 25% | 52 |



Skill Development

| | % AGREE | Strongly Disagree | | | Strongly Agree | | No. of Students |
|---|---------|-------------------|----|-----|----------------|-----|-----------------|
| | 83.9% | | | | | | |
| 6. My research is developing my problem-solving skills | | 0% | 2% | 9% | 37% | 52% | 54 |
| 10. I am learning to develop my ideas and present them in written work | | 0% | 5% | 11% | 47% | 36% | 55 |
| 13. My research is sharpening my analytical skills | | 0% | 5% | 5% | 36% | 53% | 55 |
| 16. Doing my research is helping me to develop my ability to plan my own work | | 2% | 5% | 15% | 40% | 38% | 55 |
| 23. As my research progresses, I am feeling more confident about tackling unfamiliar problems | | 2% | 2% | 16% | 45% | 35% | 55 |



Overall Satisfaction

| | % AGREE | Strongly Disagree | | | Strongly Agree | | No. of Students |
|---|---------|-------------------|----|-----|----------------|-----|-----------------|
| | 81.8% | | | | | | |
| 25. Overall, I am satisfied with the quality of my higher degree research | | 2% | 5% | 11% | 49% | 33% | 55 |

Others

| | Strongly Disagree | | | Strongly Agree | | No. of Students |
|---|-------------------|----|-----|----------------|-----|-----------------|
| 3. I have access to suitable working space | 4% | 6% | 10% | 37% | 43% | 49 |
| 8. I have good access to the technical support I need | 0% | 4% | 21% | 35% | 40% | 52 |
| 11. I am able to organise good access to necessary equipment | 2% | 5% | 21% | 50% | 21% | 42 |
| 24. I have appropriate financial support for my research project | 17% | 9% | 11% | 34% | 28% | 53 |
| 1. I am satisfied with the supervision I am receiving | 4% | 2% | 15% | 18% | 62% | 55 |
| 4. I am developing an understanding of the standard of work required for my research degree and the examination process | 2% | 0% | 15% | 39% | 44% | 54 |
| 18. I am being encouraged and supported to publish my research | 6% | 2% | 19% | 29% | 44% | 52 |
| 21. I am benefiting from having more than one supervisor | 6% | 6% | 9% | 19% | 61% | 54 |

Administration

1. I find it easy to check my enrolment status and invoices online
2. I'd know what to do if I had a problem with my student administration
3. RMIT effectively resolves any student administration issue I might have

| | Strongly Disagree | | | | Strongly Agree | | No. of Students |
|--|-------------------|----|-----|-----|----------------|--|-----------------|
| | 2% | 5% | 15% | 36% | 42% | | 55 |
| | 11% | 9% | 13% | 36% | 31% | | 55 |
| | 9% | 6% | 17% | 38% | 30% | | 53 |

Learning Support

Library - I am satisfied with...

1. The Library's e-resources collection
2. The Library's book collections
3. The quality of service provided by Library staff
4. The Library's facilities
5. Library opening hours

| | Strongly Disagree | | | | Strongly Agree | | No. of Students |
|--|-------------------|-----|-----|-----|----------------|--|-----------------|
| | 0% | 10% | 10% | 38% | 42% | | 52 |
| | 4% | 9% | 19% | 37% | 31% | | 54 |
| | 0% | 0% | 2% | 42% | 57% | | 53 |
| | 2% | 4% | 14% | 39% | 41% | | 51 |
| | 0% | 0% | 15% | 42% | 44% | | 48 |

Computing Facilities - I am satisfied with...

1. Access to computer facilities at RMIT
2. Access to the specialist software that I require
3. The availability of computer printing facilities
4. The standard of service from computing support staff

| | Strongly Disagree | | | | Strongly Agree | | No. of Students |
|--|-------------------|----|-----|-----|----------------|--|-----------------|
| | 2% | 4% | 18% | 37% | 39% | | 49 |
| | 3% | 0% | 23% | 38% | 36% | | 39 |
| | 0% | 4% | 12% | 27% | 57% | | 51 |
| | 0% | 0% | 16% | 45% | 39% | | 49 |

Learning Support Services - I am satisfied with...

1. Study support
2. Language support
3. On Track workshop
4. Statistical Consultancy

| | Strongly Disagree | | | | Strongly Agree | | No. of Students |
|--|-------------------|----|-----|-----|----------------|--|-----------------|
| | 0% | 0% | 4% | 54% | 42% | | 24 |
| | 5% | 0% | 11% | 53% | 32% | | 19 |
| | 0% | 0% | 10% | 62% | 28% | | 39 |
| | 8% | 0% | 15% | 54% | 23% | | 13 |

Online Services

1. I am satisfied with the Internet access provided by RMIT
2. I find the online environment useful to collaborate with other staff or students about my research

| | Strongly Disagree | | | | Strongly Agree | | No. of Students |
|--|-------------------|----|-----|-----|----------------|--|-----------------|
| | 2% | 2% | 19% | 42% | 36% | | 53 |
| | 15% | 4% | 38% | 30% | 13% | | 47 |

Communication

I have enough...

1. Opportunities to discuss my academic work with my supervisor(s)
2. Opportunities to work with other research students
3. Contact with students in other disciplines

| | Strongly Disagree | | | | Strongly Agree | | No. of Students |
|--|-------------------|-----|-----|-----|----------------|--|-----------------|
| | 2% | 4% | 15% | 29% | 51% | | 55 |
| | 11% | 7% | 20% | 43% | 20% | | 46 |
| | 12% | 18% | 24% | 33% | 12% | | 49 |

Information Access

| | Strongly Disagree | | Strongly Agree | | No. of Students | |
|--|-------------------|-----|----------------|-----|-----------------|----|
| 1. I know how and where to access information regarding management of and support for my candidature | 5% | 5% | 18% | 40% | 31% | 55 |
| 2. I know who the key HDR academic and administrative contacts are in my school | 2% | 2% | 22% | 20% | 54% | 54 |
| 3. The RMIT website is easy to navigate to find information I need | 13% | 20% | 29% | 27% | 11% | 55 |

Campus Life and Environment

| | Strongly Disagree | | Strongly Agree | | No. of Students | |
|--|-------------------|-----|----------------|-----|-----------------|----|
| 1. The RMIT campus is a good place to spend time | 2% | 2% | 26% | 50% | 20% | 50 |
| 2. RMIT is friendly to people from all backgrounds | 0% | 2% | 16% | 45% | 37% | 51 |
| 3. I feel personally safe on campus | 0% | 2% | 10% | 39% | 49% | 51 |
| 4. I am treated fairly at RMIT | 2% | 2% | 11% | 47% | 38% | 53 |
| 5. I can balance my research with my work and home commitments | 6% | 19% | 17% | 41% | 19% | 54 |

Building and Facilities

| | Strongly Disagree | | Strongly Agree | | No. of Students | |
|---|-------------------|-----|----------------|-----|-----------------|----|
| <i>The following areas are well maintained...</i> | | | | | | |
| 1. Classrooms | 0% | 2% | 21% | 52% | 24% | 42 |
| 2. Lecture theatres | 0% | 0% | 18% | 50% | 33% | 40 |
| 3. Laboratories | 4% | 0% | 17% | 48% | 30% | 23 |
| 4. General access computer labs | 0% | 11% | 11% | 57% | 21% | 28 |
| 5. Lounge spaces | 0% | 10% | 17% | 57% | 17% | 42 |
| 6. Toilets | 6% | 14% | 22% | 43% | 16% | 51 |
| 7. Lifts | 2% | 14% | 20% | 39% | 24% | 49 |

Services and Programs for Students

I am satisfied with the service or program...

| | Strongly Disagree | | | | Strongly Agree | No. of Students |
|--|-------------------|-----|-----|-----|----------------|-----------------|
| 1. School of Graduate Research | 3% | 5% | 26% | 32% | 34% | 38 |
| 2. The Hub | 6% | 9% | 29% | 37% | 20% | 35 |
| 3. Health promotion | 7% | 13% | 33% | 27% | 20% | 15 |
| 4. Scholarship and financial advice | 8% | 11% | 22% | 31% | 28% | 36 |
| 5. Career planning and advice | 5% | 29% | 33% | 19% | 14% | 21 |
| 6. Housing advice and assistance | 18% | 9% | 9% | 36% | 27% | 11 |
| 7. International student advisory services | 7% | 7% | 21% | 36% | 29% | 14 |
| 8. Legal Advice | 9% | 9% | 27% | 27% | 27% | 11 |
| 9. Counselling services | 0% | 12% | 24% | 12% | 53% | 17 |
| 10. Disability support | 0% | 0% | 25% | 13% | 63% | 8 |
| 11. Student leadership programs | 10% | 20% | 30% | 10% | 30% | 10 |
| 12. Religious/spiritual services | 10% | 0% | 50% | 30% | 10% | 10 |

This service is important to me...

| | Yes | No | No. of Students |
|--|-----|-----|-----------------|
| 1. School of Graduate Research | 98% | 2% | 42 |
| 2. The Hub | 68% | 32% | 37 |
| 3. Health promotion | 63% | 38% | 32 |
| 4. Scholarship and financial advice | 86% | 14% | 42 |
| 5. Career planning and advice | 64% | 36% | 33 |
| 6. Housing advice and assistance | 45% | 55% | 31 |
| 7. International student advisory services | 45% | 55% | 33 |
| 8. Legal Advice | 53% | 47% | 30 |
| 9. Counselling services | 59% | 41% | 32 |
| 10. Disability support | 47% | 53% | 32 |
| 11. Student leadership programs | 45% | 55% | 29 |
| 12. Religious/spiritual services | 38% | 62% | 29 |

RMIT Link

I am satisfied with the service or program...

| | Strongly Disagree | | | | Strongly Agree | No. of Students |
|--|-------------------|----|-----|-----|----------------|-----------------|
| 1. Sport programs, sport clubs and recreation activities | 0% | 0% | 30% | 30% | 40% | 10 |
| 2. Visual arts, performing arts and gallery activities | 0% | 0% | 31% | 46% | 23% | 13 |

This service is important to me...

| | Yes | No | No. of Students |
|--|-----|-----|-----------------|
| 1. Sport programs, sport clubs and recreation activities | 48% | 52% | 29 |
| 2. Visual arts, performing arts and gallery activities | 53% | 47% | 32 |

Student Union

I am satisfied with the service or program...

| | Strongly Disagree | | | | Strongly Agree | No. of Students |
|--|-------------------|-----|-----|-----|----------------|-----------------|
| 1. Representation of student interests to the University | 5% | 5% | 32% | 41% | 18% | 22 |
| 2. Campaigns, information and resources to improve conditions for students | 13% | 0% | 29% | 42% | 17% | 24 |
| 3. Advice and support if I had a problem with the University | 0% | 4% | 32% | 40% | 24% | 25 |
| 4. Social activities, bands and competitions | 7% | 7% | 20% | 33% | 33% | 15 |
| 5. Clubs and collectives | 0% | 7% | 33% | 20% | 40% | 15 |
| 6. Student media, such as Catalyst and RMITV | 6% | 13% | 19% | 38% | 25% | 16 |

This service is important to me...

| | Yes | No | No. of Students |
|--|-----|-----|-----------------|
| 1. Representation of student interests to the University | 75% | 25% | 32 |
| 2. Campaigns, information and resources to improve conditions for students | 81% | 19% | 32 |
| 3. Advice and support if I had a problem with the University | 88% | 12% | 33 |
| 4. Social activities, bands and competitions | 59% | 41% | 29 |
| 5. Clubs and collectives | 59% | 41% | 29 |
| 6. Student media, such as Catalyst and RMITV | 59% | 41% | 29 |

Outcomes

| | Strongly Disagree | | | | Strongly Agree | No. of Students |
|---|-------------------|-----|-----|-----|----------------|-----------------|
| 1. As an RMIT graduate I will be highly employable | 4% | 8% | 36% | 40% | 13% | 53 |
| 2. My research training experience at RMIT will improve my career prospects | 0% | 11% | 11% | 52% | 26% | 54 |
| 3. RMIT generally responds well to student feedback | 6% | 14% | 29% | 37% | 14% | 51 |
| 4. I would recommend higher degree research programs at RMIT to others | 2% | 5% | 20% | 36% | 36% | 55 |

Notes

The scale % AGREE is calculated by adding up all the items scored Agree/Strongly Agree across all respondents. This is divided by the total number of items answered across all respondents. Blanks or N/A's are excluded. Percentages represent the %age of the total valid responses per question, with the exception of the demographics section which represent the %age of total responses. Charts are rescaled on valid responses to total 100%. Values may round to 101 %.

Valid responses exclude N/A and blank responses.