

STUDENT EXPERIENCE SURVEY - HDR

2015

150H - Health Sciences
SEH
Survey Population: 61
Respondents: 21
Response Rate: 34.4%
Demographics (% of total sample size)
Commencement Year

Pre 2010	2
2010	0
2011	3
2012	2
2013	2
2014	6
2015	6

Age

<20	0%
21-24	5%
25-34	43%
35-44	19%
45+	33%

Gender

Male	38%
Female	62%

Citizenship

Australian	67%
International onshore	19%
International offshore	14%

Program Type

Master by research	10%
Doctorate by research	90%

Attendance Type

Full time	67%
Part time	33%

Location

On-campus	76%
Off-campus	24%

Milestones

Confirmation of candidature	67%
Completion seminar	14%

LOTE

Yes	48%
No	52%

Rural Relocatee

Yes	0%
No	100%

Main Funds Source

Employment	14%
Cadetship	0%
Family	5%
AusAid/IDP	5%
Home Government	0%
Scholarship	48%
Loan	5%
Savings	5%
Other	19%

Employment

Part time (1-14 hrs)	33%
Part time (15-20 hrs)	14%
Part time (21-34 hrs)	5%
Full time (35+ hrs)	19%
Not at all	29%

Industry Placement

Education placement/Internship	
Yes	0%
No	90%
Industry-based project	
Yes	5%
No	86%
Clinical/Professional placement	
Yes	14%
No	81%

Snapshot Scales 2015

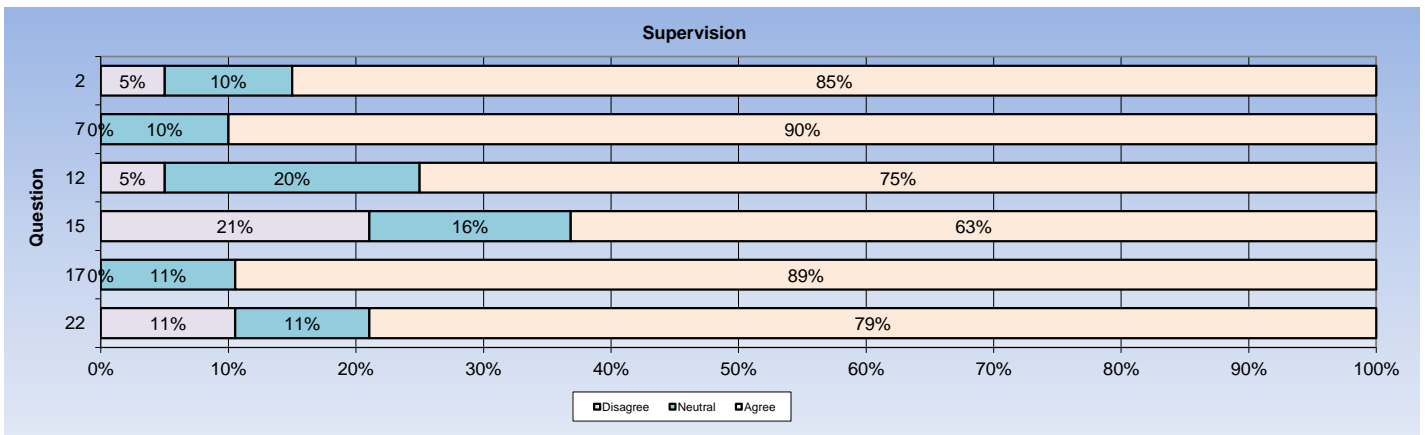
Supervision	80.3%
Intellectual Climate	59.4%
Skill Development	86.9%
Overall Satisfaction	75.0%

Part of program study

Yes	5%
No	29%

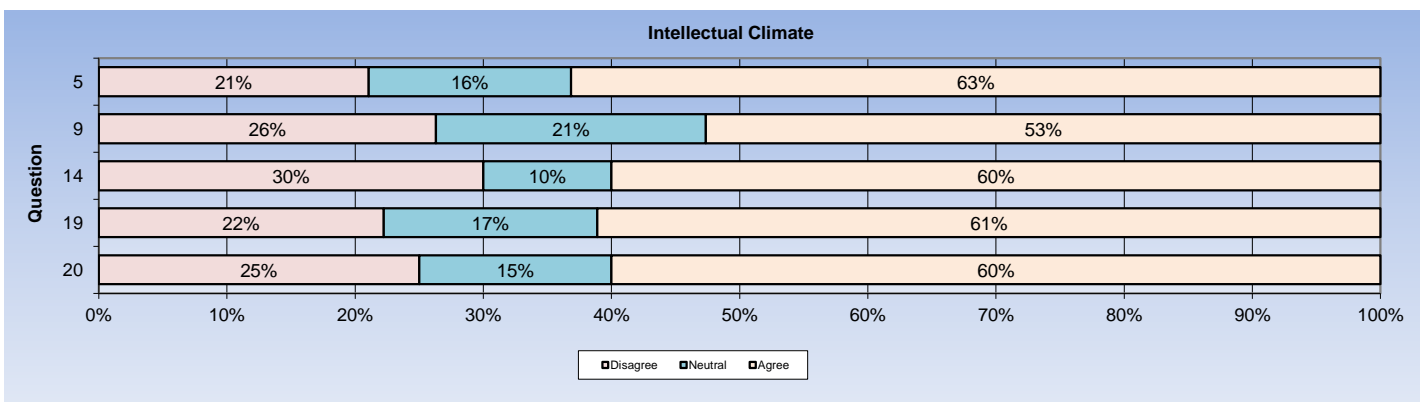
Supervision

	% AGREE					No. of
	Strongly Disagree	Disagree	Neutral	Agree	Strongly Agree	Students
	80.3%					
2. Supervision is available when I need it	0%	5%	10%	25%	60%	20
7. My supervisor(s) are making a real effort to understand difficulties that I face	0%	0%	10%	40%	50%	20
12. My supervisor(s) provide me with additional information relevant to my topic	0%	5%	20%	30%	45%	20
15. I have been given good guidance in topic selection and refinement	5%	16%	16%	16%	47%	19
17. My supervisor(s) are providing helpful feedback on my progress	0%	0%	11%	26%	63%	19
22. I received good guidance in my literature search	5%	5%	11%	32%	47%	19




Intellectual Climate

	% AGREE					No. of
	Strongly Disagree	Disagree	Neutral	Agree	Strongly Agree	Students
	59.4%					
5. The school is providing opportunities for social contact with other postgraduate students	11%	11%	16%	32%	32%	19
9. I am becoming integrated into the school's community	11%	16%	21%	37%	16%	19
14. The school is providing opportunities for me to become involved in the broader research culture	20%	10%	10%	40%	20%	20
19. A good seminar program is being provided for postgraduate students	6%	17%	17%	28%	33%	18
20. The research context in my school is stimulating my work	10%	15%	15%	25%	35%	20



Skill Development

	% AGREE	Strongly Disagree			Strongly Agree		No. of Students
	86.9%						
6. My research is developing my problem-solving skills		0%	0%	11%	32%	58%	19
10. I am learning to develop my ideas and present them in written work		0%	0%	10%	50%	40%	20
13. My research is sharpening my analytical skills		0%	0%	10%	45%	45%	20
16. Doing my research is helping me to develop my ability to plan my own work		0%	5%	15%	30%	50%	20
23. As my research progresses, I am feeling more confident about tackling unfamiliar problems		0%	5%	10%	35%	50%	20



Overall Satisfaction

	% AGREE	Strongly Disagree			Strongly Agree		No. of Students
	75.0%						
25. Overall, I am satisfied with the quality of my higher degree research		0%	5%	20%	30%	45%	20

Others

	Strongly Disagree			Strongly Agree		No. of Students
3. I have access to suitable working space	21%	0%	5%	42%	32%	19
8. I have good access to the technical support I need	0%	20%	10%	45%	25%	20
11. I am able to organise good access to necessary equipment	11%	5%	16%	37%	32%	19
24. I have appropriate financial support for my research project	16%	21%	5%	26%	32%	19
1. I am satisfied with the supervision I am receiving	0%	0%	10%	40%	50%	20
4. I am developing an understanding of the standard of work required for my research degree and the examination process	0%	0%	11%	44%	44%	18
18. I am being encouraged and supported to publish my research	0%	0%	15%	20%	65%	20
21. I am benefiting from having more than one supervisor	0%	0%	25%	30%	45%	20

Administration

	Strongly Disagree		Strongly Agree		No. of Students	
1. I find it easy to check my enrolment status and invoices online	14%	5%	14%	24%	43%	21
2. I'd know what to do if I had a problem with my student administration	14%	14%	10%	38%	24%	21
3. RMIT effectively resolves any student administration issue I might have	10%	5%	20%	40%	25%	20

Learning Support**Library - I am satisfied with...**

	Strongly Disagree		Strongly Agree		No. of Students	
1. The Library's e-resources collection	5%	0%	5%	67%	24%	21
2. The Library's book collections	0%	5%	0%	67%	29%	21
3. The quality of service provided by Library staff	0%	0%	0%	43%	57%	21
4. The Library's facilities	0%	0%	10%	62%	29%	21
5. Library opening hours	0%	5%	10%	52%	33%	21

Computing Facilities - I am satisfied with...

	Strongly Disagree		Strongly Agree		No. of Students	
1. Access to computer facilities at RMIT	6%	11%	11%	44%	28%	18
2. Access to the specialist software that I require	10%	10%	15%	40%	25%	20
3. The availability of computer printing facilities	5%	10%	10%	45%	30%	20
4. The standard of service from computing support staff	0%	11%	21%	37%	32%	19

Learning Support Services - I am satisfied with...

	Strongly Disagree		Strongly Agree		No. of Students	
1. Study support	0%	0%	14%	43%	43%	14
2. Language support	0%	0%	25%	50%	25%	12
3. On Track workshop	0%	0%	28%	33%	39%	18
4. Statistical Consultancy	13%	0%	31%	44%	13%	16

Online Services

	Strongly Disagree		Strongly Agree		No. of Students	
1. I am satisfied with the Internet access provided by RMIT	0%	10%	20%	30%	40%	20
2. I find the online environment useful to collaborate with other staff or students about my research	6%	22%	22%	28%	22%	18

Communication**I have enough...**

	Strongly Disagree		Strongly Agree		No. of Students	
1. Opportunities to discuss my academic work with my supervisor(s)	0%	0%	10%	48%	43%	21
2. Opportunities to work with other research students	20%	5%	20%	40%	15%	20
3. Contact with students in other disciplines	21%	16%	26%	26%	11%	19

Information Access

	Strongly Disagree				Strongly Agree	No. of Students
1. I know how and where to access information regarding management of and support for my candidature	0%	14%	24%	48%	14%	21
2. I know who the key HDR academic and administrative contacts are in my school	5%	10%	19%	48%	19%	21
3. The RMIT website is easy to navigate to find information I need	14%	19%	29%	19%	19%	21

Campus Life and Environment

	Strongly Disagree				Strongly Agree	No. of Students
1. The RMIT campus is a good place to spend time	10%	15%	15%	40%	20%	20
2. RMIT is friendly to people from all backgrounds	0%	11%	11%	47%	32%	19
3. I feel personally safe on campus	0%	5%	21%	26%	47%	19
4. I am treated fairly at RMIT	0%	15%	15%	30%	40%	20
5. I can balance my research with my work and home commitments	0%	14%	14%	48%	24%	21

Building and Facilities

	Strongly Disagree				Strongly Agree	No. of Students
The following areas are well maintained...						
1. Classrooms	0%	0%	16%	58%	26%	19
2. Lecture theatres	0%	0%	16%	58%	26%	19
3. Laboratories	0%	0%	8%	62%	31%	13
4. General access computer labs	6%	0%	12%	53%	29%	17
5. Lounge spaces	5%	16%	11%	47%	21%	19
6. Toilets	5%	15%	20%	40%	20%	20
7. Lifts	16%	5%	16%	37%	26%	19

Services and Programs for Students

I am satisfied with the service or program...

	Strongly Disagree			Strongly Agree	No. of Students	
1. School of Graduate Research	11%	6%	17%	44%	22%	18
2. The Hub	0%	10%	20%	45%	25%	20
3. Health promotion	13%	25%	25%	38%	0%	8
4. Scholarship and financial advice	12%	6%	35%	35%	12%	17
5. Career planning and advice	13%	0%	50%	38%	0%	8
6. Housing advice and assistance	0%	0%	50%	50%	0%	4
7. International student advisory services	13%	25%	38%	13%	13%	8
8. Legal Advice	0%	29%	29%	29%	14%	7
9. Counselling services	0%	14%	43%	29%	14%	7
10. Disability support	0%	0%	40%	40%	20%	5
11. Student leadership programs	0%	0%	40%	20%	40%	5
12. Religious/spiritual services	25%	0%	25%	50%	0%	4

This service is important to me...

	Yes	No	No. of Students
1. School of Graduate Research	88%	13%	16
2. The Hub	81%	19%	16
3. Health promotion	60%	40%	15
4. Scholarship and financial advice	94%	6%	18
5. Career planning and advice	67%	33%	18
6. Housing advice and assistance	18%	82%	17
7. International student advisory services	35%	65%	17
8. Legal Advice	44%	56%	18
9. Counselling services	50%	50%	16
10. Disability support	44%	56%	16
11. Student leadership programs	44%	56%	16
12. Religious/spiritual services	27%	73%	15

RMIT Link

I am satisfied with the service or program...

	Strongly Disagree			Strongly Agree	No. of Students	
1. Sport programs, sport clubs and recreation activities	8%	8%	25%	50%	8%	12
2. Visual arts, performing arts and gallery activities	0%	20%	20%	60%	0%	5

This service is important to me...

	Yes	No	No. of Students
1. Sport programs, sport clubs and recreation activities	65%	35%	17
2. Visual arts, performing arts and gallery activities	31%	69%	16

Student Union

I am satisfied with the service or program...

	Strongly Disagree				Strongly Agree	No. of Students
1. Representation of student interests to the University	0%	9%	45%	36%	9%	11
2. Campaigns, information and resources to improve conditions for students	0%	18%	27%	45%	9%	11
3. Advice and support if I had a problem with the University	0%	18%	27%	45%	9%	11
4. Social activities, bands and competitions	10%	10%	30%	40%	10%	10
5. Clubs and collectives	0%	8%	42%	25%	25%	12
6. Student media, such as Catalyst and RMITV	0%	0%	40%	60%	0%	5

This service is important to me...

	Yes	No	No. of Students
1. Representation of student interests to the University	56%	44%	16
2. Campaigns, information and resources to improve conditions for students	53%	47%	17
3. Advice and support if I had a problem with the University	72%	28%	18
4. Social activities, bands and competitions	56%	44%	16
5. Clubs and collectives	59%	41%	17
6. Student media, such as Catalyst and RMITV	44%	56%	16

Outcomes

	Strongly Disagree				Strongly Agree	No. of Students
1. As an RMIT graduate I will be highly employable	0%	5%	40%	35%	20%	20
2. My research training experience at RMIT will improve my career prospects	0%	5%	19%	52%	24%	21
3. RMIT generally responds well to student feedback	15%	15%	30%	35%	5%	20
4. I would recommend higher degree research programs at RMIT to others	10%	10%	24%	38%	19%	21

Notes

The scale % AGREE is calculated by adding up all the items scored Agree/Strongly Agree across all respondents. This is divided by the total number of items answered across all respondents. Blanks or N/A's are excluded. Percentages represent the %age of the total valid responses per question, with the exception of the demographics section which represent the %age of total responses. Charts are rescaled on valid responses to total 100%. Values may round to 101 %.

Valid responses exclude N/A and blank responses.