

STUDENT EXPERIENCE SURVEY - HDR

2015

**630H - Management
BUS**
**Survey Population: 65
Respondents: 30
Response Rate: 46.2%**
Demographics (% of total sample size)
Commencement Year

Pre 2010	1
2010	0
2011	4
2012	2
2013	7
2014	10
2015	6

Age

<20	0%
21-24	0%
25-34	23%
35-44	43%
45+	33%

Gender

Male	40%
Female	60%

Citizenship

Australian	57%
International onshore	40%
International offshore	3%

Program Type

Master by research	17%
Doctorate by research	83%

Attendance Type

Full time	73%
Part time	27%

Location

On-campus	80%
Off-campus	20%

Milestones

Confirmation of candidature	63%
Completion seminar	23%

LOTE

Yes	23%
No	77%

Rural Relocatee

Yes	10%
No	90%

Main Funds Source

Employment	23%
Cadetship	0%
Family	17%
AusAid/IDP	7%
Home Government	17%
Scholarship	27%
Loan	0%
Savings	10%
Other	0%

Employment

Part time (1-14 hrs)	23%
Part time (15-20 hrs)	7%
Part time (21-34 hrs)	3%
Full time (35+ hrs)	20%
Not at all	47%

Industry Placement

Education placement/Internship	
Yes	0%
No	90%
Industry-based project	
Yes	3%
No	87%
Clinical/Professional placement	
Yes	0%
No	90%

Snapshot Scales 2015

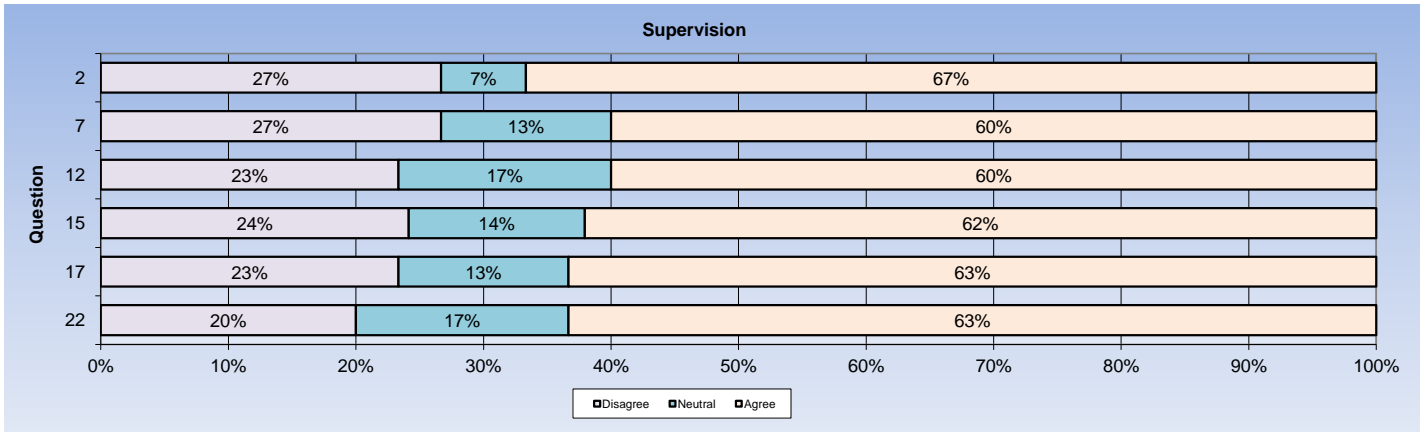
Supervision	62.6%
Intellectual Climate	45.2%
Skill Development	81.3%
Overall Satisfaction	69.0%

Part of program study

Yes	0%
No	30%

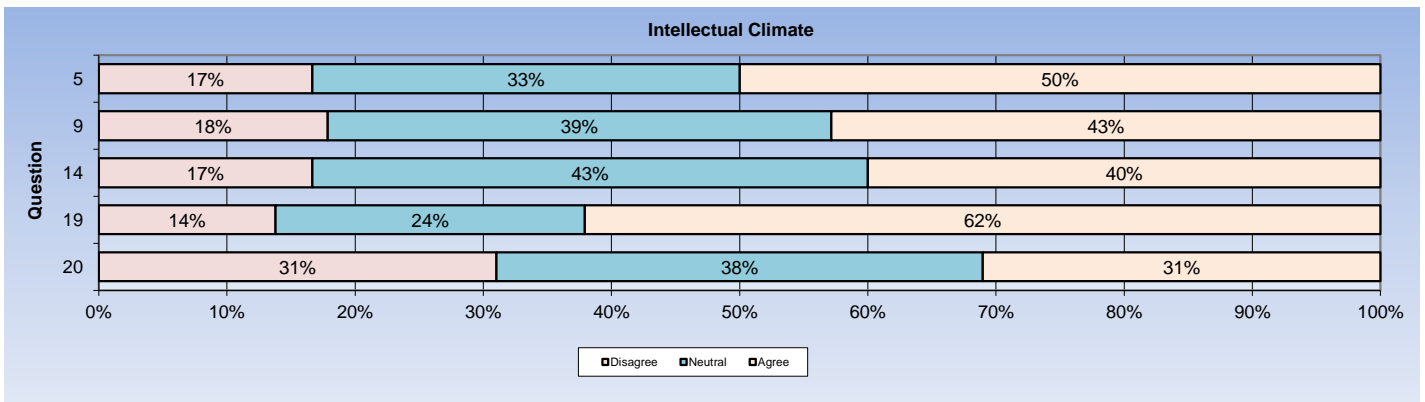
Supervision

	% AGREE					No. of
	Strongly Disagree	Disagree	Neutral	Agree	Strongly Agree	Students
	62.6%					
2. Supervision is available when I need it	17%	10%	7%	33%	33%	30
7. My supervisor(s) are making a real effort to understand difficulties that I face	13%	13%	13%	30%	30%	30
12. My supervisor(s) provide me with additional information relevant to my topic	20%	3%	17%	30%	30%	30
15. I have been given good guidance in topic selection and refinement	21%	3%	14%	41%	21%	29
17. My supervisor(s) are providing helpful feedback on my progress	17%	7%	13%	20%	43%	30
22. I received good guidance in my literature search	13%	7%	17%	43%	20%	30



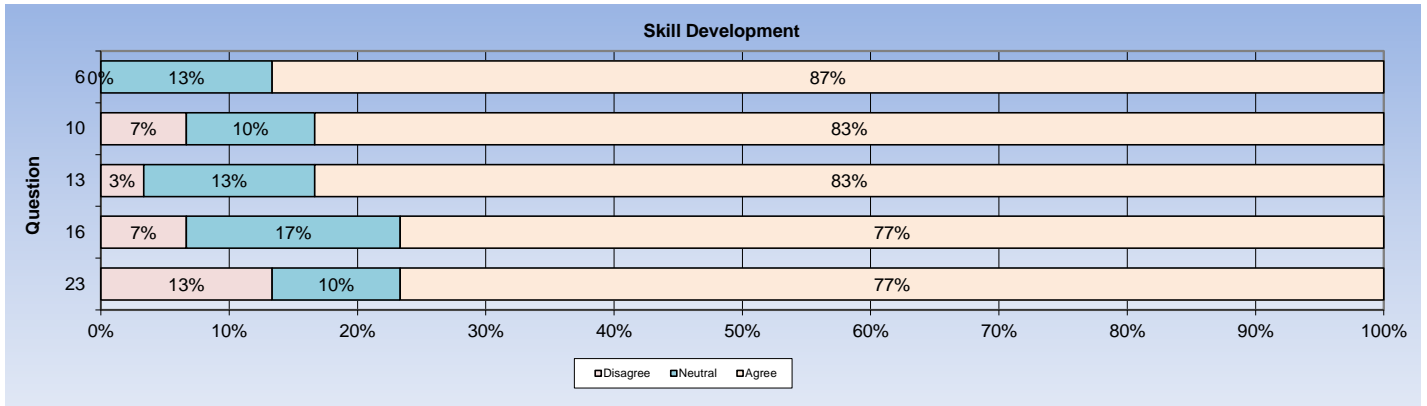
Intellectual Climate

	% AGREE					No. of
	Strongly Disagree	Disagree	Neutral	Agree	Strongly Agree	Students
	45.2%					
5. The school is providing opportunities for social contact with other postgraduate students	7%	10%	33%	43%	7%	30
9. I am becoming integrated into the school's community	7%	11%	39%	36%	7%	28
14. The school is providing opportunities for me to become involved in the broader research culture	10%	7%	43%	27%	13%	30
19. A good seminar program is being provided for postgraduate students	3%	10%	24%	59%	3%	29
20. The research context in my school is stimulating my work	10%	21%	38%	17%	14%	29



Skill Development

	% AGREE	Strongly Disagree			Strongly Agree		No. of Students
	81.3%						
6. My research is developing my problem-solving skills		0%	0%	13%	67%	20%	30
10. I am learning to develop my ideas and present them in written work		0%	7%	10%	47%	37%	30
13. My research is sharpening my analytical skills		3%	0%	13%	53%	30%	30
16. Doing my research is helping me to develop my ability to plan my own work		3%	3%	17%	43%	33%	30
23. As my research progresses, I am feeling more confident about tackling unfamiliar problems		7%	7%	10%	43%	33%	30



Overall Satisfaction

	% AGREE	Strongly Disagree			Strongly Agree		No. of Students
	69.0%						
25. Overall, I am satisfied with the quality of my higher degree research		14%	7%	10%	34%	34%	29

Others

	Strongly Disagree			Strongly Agree		No. of Students
3. I have access to suitable working space	14%	3%	17%	28%	38%	29
8. I have good access to the technical support I need	7%	3%	20%	57%	13%	30
11. I am able to organise good access to necessary equipment	12%	4%	27%	42%	15%	26
24. I have appropriate financial support for my research project	15%	15%	30%	30%	11%	27
1. I am satisfied with the supervision I am receiving	20%	10%	17%	13%	40%	30
4. I am developing an understanding of the standard of work required for my research degree and the examination process	7%	3%	13%	60%	17%	30
18. I am being encouraged and supported to publish my research	7%	10%	21%	41%	21%	29
21. I am benefiting from having more than one supervisor	21%	0%	10%	24%	45%	29

Administration

1. I find it easy to check my enrolment status and invoices online
2. I'd know what to do if I had a problem with my student administration
3. RMIT effectively resolves any student administration issue I might have

	Strongly Disagree				Strongly Agree		No. of Students
	0%	3%	10%	47%	40%		30
	3%	10%	20%	30%	37%		30
	10%	10%	24%	34%	21%		29

Learning Support

Library - I am satisfied with...

1. The Library's e-resources collection
2. The Library's book collections
3. The quality of service provided by Library staff
4. The Library's facilities
5. Library opening hours

	Strongly Disagree				Strongly Agree		No. of Students
	0%	0%	14%	28%	59%		29
	0%	0%	14%	48%	38%		29
	0%	0%	4%	39%	57%		28
	0%	0%	0%	54%	46%		28
	4%	7%	7%	41%	41%		27

Computing Facilities - I am satisfied with...

1. Access to computer facilities at RMIT
2. Access to the specialist software that I require
3. The availability of computer printing facilities
4. The standard of service from computing support staff

	Strongly Disagree				Strongly Agree		No. of Students
	4%	11%	0%	52%	33%		27
	8%	4%	19%	42%	27%		26
	3%	3%	10%	34%	48%		29
	0%	0%	14%	50%	36%		28

Learning Support Services - I am satisfied with...

1. Study support
2. Language support
3. On Track workshop
4. Statistical Consultancy

	Strongly Disagree				Strongly Agree		No. of Students
	0%	11%	17%	39%	33%		18
	7%	7%	14%	50%	21%		14
	0%	9%	23%	36%	32%		22
	17%	17%	33%	25%	8%		12

Online Services

1. I am satisfied with the Internet access provided by RMIT
2. I find the online environment useful to collaborate with other staff or students about my research

	Strongly Disagree				Strongly Agree		No. of Students
	0%	0%	17%	31%	52%		29
	8%	12%	36%	24%	20%		25

Communication

I have enough...

1. Opportunities to discuss my academic work with my supervisor(s)
2. Opportunities to work with other research students
3. Contact with students in other disciplines

	Strongly Disagree				Strongly Agree		No. of Students
	7%	20%	13%	27%	33%		30
	15%	30%	22%	22%	11%		27
	14%	32%	25%	21%	7%		28

Information Access

	Strongly Disagree				Strongly Agree	No. of Students
1. I know how and where to access information regarding management of and support for my candidature	3%	7%	27%	43%	20%	30
2. I know who the key HDR academic and administrative contacts are in my school	0%	7%	21%	38%	34%	29
3. The RMIT website is easy to navigate to find information I need	7%	20%	27%	30%	17%	30

Campus Life and Environment

	Strongly Disagree				Strongly Agree	No. of Students
1. The RMIT campus is a good place to spend time	10%	7%	24%	31%	28%	29
2. RMIT is friendly to people from all backgrounds	0%	10%	7%	59%	24%	29
3. I feel personally safe on campus	0%	0%	14%	43%	43%	28
4. I am treated fairly at RMIT	4%	4%	11%	61%	21%	28
5. I can balance my research with my work and home commitments	10%	3%	24%	48%	14%	29

Building and Facilities

	Strongly Disagree				Strongly Agree	No. of Students
<i>The following areas are well maintained...</i>						
1. Classrooms	0%	5%	10%	48%	38%	21
2. Lecture theatres	0%	0%	9%	45%	45%	22
3. Laboratories	0%	0%	33%	22%	44%	9
4. General access computer labs	0%	7%	40%	13%	40%	15
5. Lounge spaces	0%	9%	26%	30%	35%	23
6. Toilets	4%	11%	11%	46%	29%	28
7. Lifts	0%	3%	24%	38%	34%	29

Services and Programs for Students

	Strongly Disagree		Strongly Agree		No. of Students	
<i>I am satisfied with the service or program...</i>						
1. School of Graduate Research	0%	0%	36%	45%	18%	22
2. The Hub	0%	9%	18%	59%	14%	22
3. Health promotion	0%	20%	20%	20%	40%	10
4. Scholarship and financial advice	5%	5%	32%	37%	21%	19
5. Career planning and advice	8%	0%	33%	25%	33%	12
6. Housing advice and assistance	0%	0%	71%	14%	14%	7
7. International student advisory services	0%	0%	36%	36%	27%	11
8. Legal Advice	0%	11%	22%	44%	22%	9
9. Counselling services	0%	0%	25%	42%	33%	12
10. Disability support	0%	13%	25%	38%	25%	8
11. Student leadership programs	0%	0%	40%	40%	20%	10
12. Religious/spiritual services	14%	14%	29%	29%	14%	7

	Yes	No	No. of Students
	<i>This service is important to me...</i>		
1. School of Graduate Research	93%	7%	15
2. The Hub	67%	33%	15
3. Health promotion	36%	64%	11
4. Scholarship and financial advice	86%	14%	14
5. Career planning and advice	69%	31%	13
6. Housing advice and assistance	25%	75%	12
7. International student advisory services	42%	58%	12
8. Legal Advice	31%	69%	13
9. Counselling services	43%	57%	14
10. Disability support	17%	83%	12
11. Student leadership programs	42%	58%	12
12. Religious/spiritual services	36%	64%	14

RMIT Link

	Strongly Disagree		Strongly Agree		No. of Students	
<i>I am satisfied with the service or program...</i>						
1. Sport programs, sport clubs and recreation activities	0%	0%	25%	33%	42%	12
2. Visual arts, performing arts and gallery activities	0%	0%	30%	30%	40%	10

	Yes	No	No. of Students
	<i>This service is important to me...</i>		
1. Sport programs, sport clubs and recreation activities	50%	50%	12
2. Visual arts, performing arts and gallery activities	36%	64%	11

Student Union

I am satisfied with the service or program...

	Strongly Disagree				Strongly Agree	No. of Students
1. Representation of student interests to the University	0%	0%	14%	50%	36%	14
2. Campaigns, information and resources to improve conditions for students	0%	0%	25%	56%	19%	16
3. Advice and support if I had a problem with the University	0%	13%	13%	47%	27%	15
4. Social activities, bands and competitions	0%	8%	8%	50%	33%	12
5. Clubs and collectives	0%	0%	27%	36%	36%	11
6. Student media, such as Catalyst and RMITV	0%	10%	20%	50%	20%	10

This service is important to me...

	Yes	No	No. of Students
1. Representation of student interests to the University	58%	42%	12
2. Campaigns, information and resources to improve conditions for students	83%	17%	12
3. Advice and support if I had a problem with the University	79%	21%	14
4. Social activities, bands and competitions	50%	50%	12
5. Clubs and collectives	50%	50%	10
6. Student media, such as Catalyst and RMITV	42%	58%	12

Outcomes

	Strongly Disagree				Strongly Agree	No. of Students
1. As an RMIT graduate I will be highly employable	4%	12%	27%	35%	23%	26
2. My research training experience at RMIT will improve my career prospects	0%	14%	14%	38%	34%	29
3. RMIT generally responds well to student feedback	8%	16%	36%	32%	8%	25
4. I would recommend higher degree research programs at RMIT to others	7%	14%	24%	31%	24%	29

Notes

The scale % AGREE is calculated by adding up all the items scored Agree/Strongly Agree across all respondents. This is divided by the total number of items answered across all respondents. Blanks or N/A's are excluded. Percentages represent the %age of the total valid responses per question, with the exception of the demographics section which represent the %age of total responses. Charts are rescaled on valid responses to total 100%. Values may round to 101 %. Valid responses exclude N/A and blank responses.