

STUDENT EXPERIENCE SURVEY - HDR

2015

160H - Medical Sciences
SEH
Survey Population: 60
Respondents: 14
Response Rate: 23.3%
Demographics (% of total sample size)
Commencement Year

Pre 2010	0
2010	4
2011	1
2012	1
2013	3
2014	4
2015	1

Age

<20	0%
21-24	0%
25-34	64%
35-44	36%
45+	0%

Gender

Male	64%
Female	36%

Citizenship

Australian	71%
International onshore	29%
International offshore	0%

Program Type

Master by research	7%
Doctorate by research	93%

Attendance Type

Full time	64%
Part time	36%

Location

On-campus	93%
Off-campus	7%

Milestones

Confirmation of candidature	50%
Completion seminar	43%

LOTE

Yes	36%
No	64%

Rural Relocatee

Yes	7%
No	93%

Main Funds Source

Employment	14%
Cadetship	0%
Family	7%
AusAid/IDP	0%
Home Government	14%
Scholarship	50%
Loan	0%
Savings	7%
Other	7%

Employment

Part time (1-14 hrs)	21%
Part time (15-20 hrs)	0%
Part time (21-34 hrs)	7%
Full time (35+ hrs)	21%
Not at all	50%

Industry Placement

Education placement/Internship	
Yes	0%
No	79%
Industry-based project	
Yes	0%
No	79%
Clinical/Professional placement	
Yes	0%
No	79%

Snapshot Scales 2015

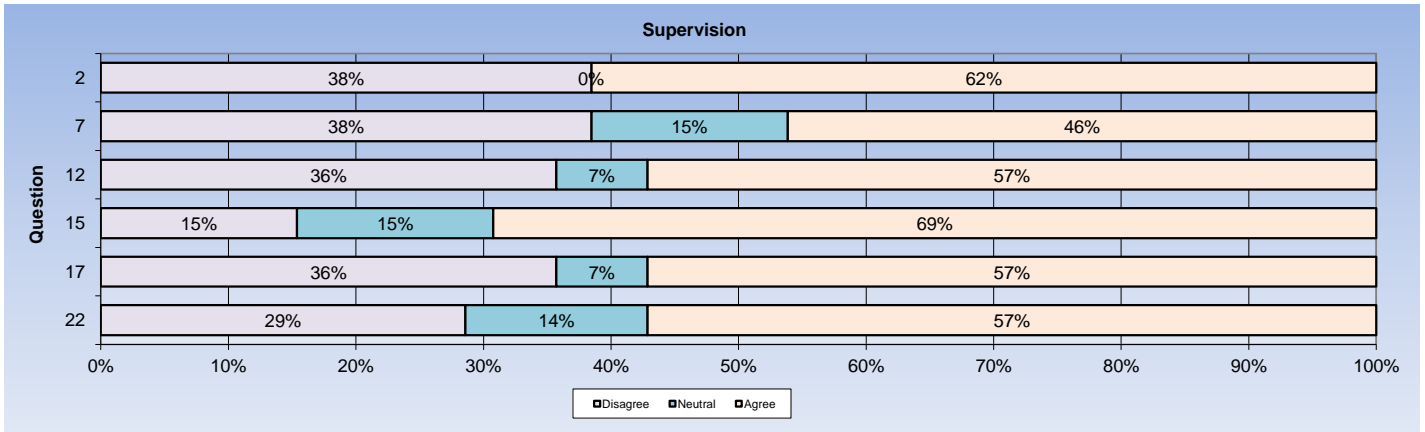
Supervision	58.0%
Intellectual Climate	48.5%
Skill Development	74.6%
Overall Satisfaction	50.0%

Part of program study

Yes	0%
No	29%

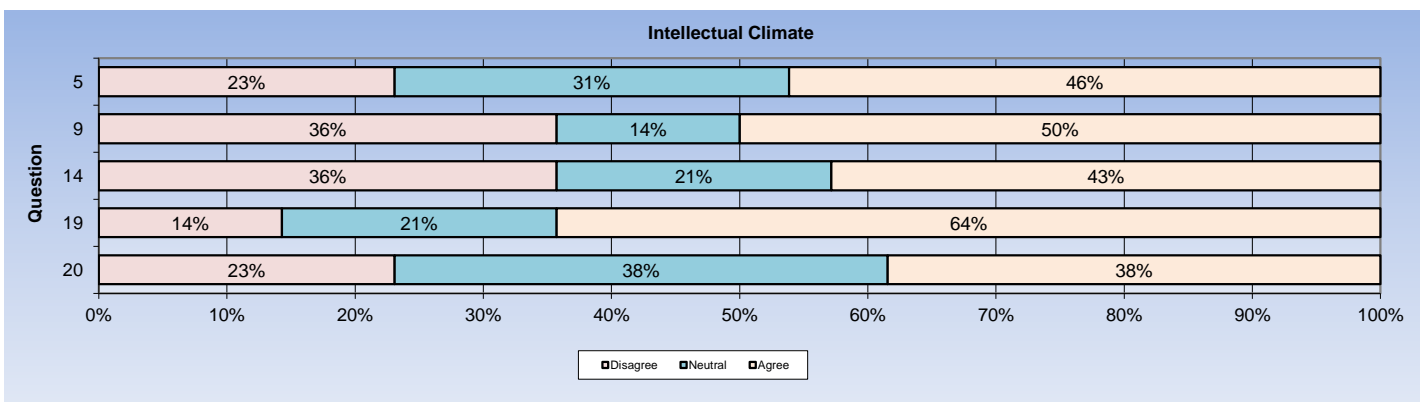
Supervision

	% AGREE			Strongly Disagree	Strongly Agree	No. of Students
	58.0%					
2. Supervision is available when I need it	8%	31%	0%	15%	46%	13
7. My supervisor(s) are making a real effort to understand difficulties that I face	23%	15%	15%	0%	46%	13
12. My supervisor(s) provide me with additional information relevant to my topic	14%	21%	7%	14%	43%	14
15. I have been given good guidance in topic selection and refinement	15%	0%	15%	15%	54%	13
17. My supervisor(s) are providing helpful feedback on my progress	36%	0%	7%	14%	43%	14
22. I received good guidance in my literature search	14%	14%	14%	14%	43%	14



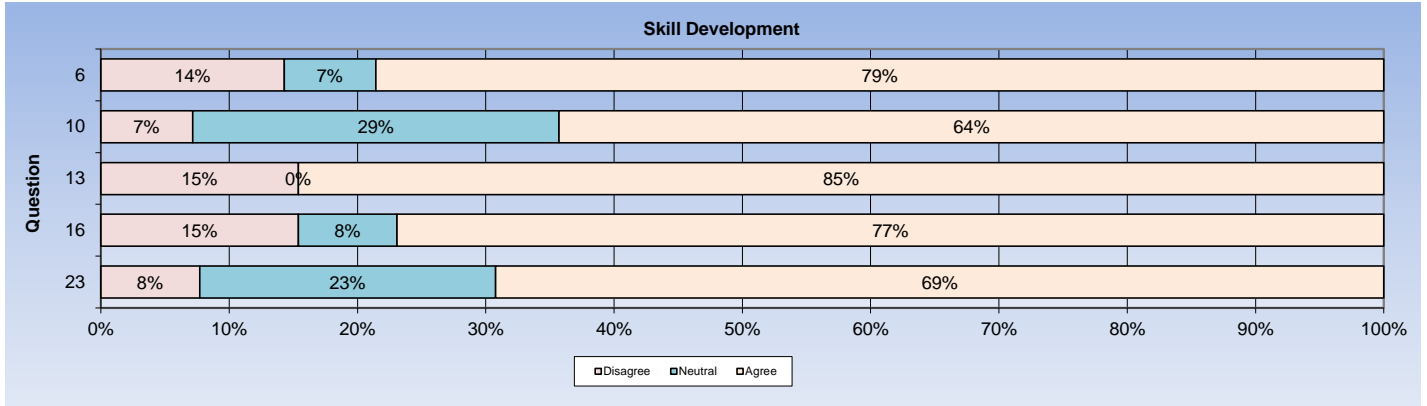
Intellectual Climate

	% AGREE			Strongly Disagree	Strongly Agree	No. of Students
	48.5%					
5. The school is providing opportunities for social contact with other postgraduate students	0%	23%	31%	23%	23%	13
9. I am becoming integrated into the school's community	14%	21%	14%	29%	21%	14
14. The school is providing opportunities for me to become involved in the broader research culture	14%	21%	21%	21%	21%	14
19. A good seminar program is being provided for postgraduate students	14%	0%	21%	29%	36%	14
20. The research context in my school is stimulating my work	15%	8%	38%	8%	31%	13



Skill Development

	% AGREE	Strongly Disagree			Strongly Agree		No. of Students
	74.6%						
6. My research is developing my problem-solving skills		7%	7%	7%	21%	57%	14
10. I am learning to develop my ideas and present them in written work		7%	0%	29%	14%	50%	14
13. My research is sharpening my analytical skills		8%	8%	0%	31%	54%	13
16. Doing my research is helping me to develop my ability to plan my own work		8%	8%	8%	15%	62%	13
23. As my research progresses, I am feeling more confident about tackling unfamiliar problems		8%	0%	23%	15%	54%	13



Overall Satisfaction

	% AGREE	Strongly Disagree			Strongly Agree		No. of Students
	50.0%						
25. Overall, I am satisfied with the quality of my higher degree research		21%	14%	14%	7%	43%	14

Others

	Strongly Disagree			Strongly Agree		No. of Students
3. I have access to suitable working space	29%	21%	0%	21%	29%	14
8. I have good access to the technical support I need	29%	14%	7%	21%	29%	14
11. I am able to organise good access to necessary equipment	15%	8%	23%	15%	38%	13
24. I have appropriate financial support for my research project	29%	7%	7%	21%	36%	14
1. I am satisfied with the supervision I am receiving	21%	14%	7%	0%	57%	14
4. I am developing an understanding of the standard of work required for my research degree and the examination process	0%	14%	21%	21%	43%	14
18. I am being encouraged and supported to publish my research	14%	21%	7%	7%	50%	14
21. I am benefiting from having more than one supervisor	8%	8%	15%	23%	46%	13

Administration

1. I find it easy to check my enrolment status and invoices online
2. I'd know what to do if I had a problem with my student administration
3. RMIT effectively resolves any student administration issue I might have

	Strongly Disagree			Strongly Agree		No. of Students
	7%	7%	7%	36%	43%	14
	14%	21%	14%	29%	21%	14
	17%	42%	8%	8%	25%	12

Learning Support

Library - I am satisfied with...

1. The Library's e-resources collection
2. The Library's book collections
3. The quality of service provided by Library staff
4. The Library's facilities
5. Library opening hours

	Strongly Disagree			Strongly Agree		No. of Students
	0%	15%	8%	23%	54%	13
	0%	23%	0%	38%	38%	13
	0%	14%	7%	14%	64%	14
	0%	8%	8%	15%	69%	13
	0%	15%	8%	15%	62%	13

Computing Facilities - I am satisfied with...

1. Access to computer facilities at RMIT
2. Access to the specialist software that I require
3. The availability of computer printing facilities
4. The standard of service from computing support staff

	Strongly Disagree			Strongly Agree		No. of Students
	14%	21%	0%	14%	50%	14
	21%	14%	7%	7%	50%	14
	7%	14%	7%	7%	64%	14
	23%	8%	23%	8%	38%	13

Learning Support Services - I am satisfied with...

1. Study support
2. Language support
3. On Track workshop
4. Statistical Consultancy

	Strongly Disagree			Strongly Agree		No. of Students
	9%	9%	9%	36%	36%	11
	0%	11%	22%	33%	33%	9
	8%	8%	8%	33%	42%	12
	9%	18%	0%	36%	36%	11

Online Services

1. I am satisfied with the Internet access provided by RMIT
2. I find the online environment useful to collaborate with other staff or students about my research

	Strongly Disagree			Strongly Agree		No. of Students
	0%	14%	29%	14%	43%	14
	8%	15%	38%	8%	31%	13

Communication

I have enough...

1. Opportunities to discuss my academic work with my supervisor(s)
2. Opportunities to work with other research students
3. Contact with students in other disciplines

	Strongly Disagree			Strongly Agree		No. of Students
	29%	0%	7%	14%	50%	14
	7%	14%	21%	21%	36%	14
	8%	8%	50%	8%	25%	12

Information Access

	Strongly Disagree		Strongly Agree		No. of Students	
1. I know how and where to access information regarding management of and support for my candidature	0%	21%	14%	36%	29%	14
2. I know who the key HDR academic and administrative contacts are in my school	0%	14%	14%	14%	57%	14
3. The RMIT website is easy to navigate to find information I need	14%	29%	14%	14%	29%	14

Campus Life and Environment

	Strongly Disagree		Strongly Agree		No. of Students	
1. The RMIT campus is a good place to spend time	21%	0%	29%	14%	36%	14
2. RMIT is friendly to people from all backgrounds	14%	7%	7%	29%	43%	14
3. I feel personally safe on campus	0%	14%	0%	43%	43%	14
4. I am treated fairly at RMIT	29%	7%	7%	21%	36%	14
5. I can balance my research with my work and home commitments	14%	14%	14%	7%	50%	14

Building and Facilities

	Strongly Disagree		Strongly Agree		No. of Students	
<i>The following areas are well maintained...</i>						
1. Classrooms	0%	0%	15%	46%	38%	13
2. Lecture theatres	0%	0%	8%	31%	62%	13
3. Laboratories	21%	7%	7%	36%	29%	14
4. General access computer labs	15%	0%	0%	46%	38%	13
5. Lounge spaces	7%	14%	7%	21%	50%	14
6. Toilets	7%	14%	0%	21%	57%	14
7. Lifts	15%	15%	15%	23%	31%	13

Services and Programs for Students

I am satisfied with the service or program...

	Strongly Disagree		Strongly Agree		No. of Students	
1. School of Graduate Research	15%	8%	23%	15%	38%	13
2. The Hub	7%	0%	21%	21%	50%	14
3. Health promotion	0%	0%	33%	44%	22%	9
4. Scholarship and financial advice	9%	18%	27%	18%	27%	11
5. Career planning and advice	13%	25%	25%	25%	13%	8
6. Housing advice and assistance	0%	33%	0%	0%	67%	3
7. International student advisory services	0%	40%	20%	0%	40%	5
8. Legal Advice	20%	20%	20%	20%	20%	5
9. Counselling services	0%	20%	40%	0%	40%	5
10. Disability support	0%	50%	0%	0%	50%	2
11. Student leadership programs	25%	25%	0%	25%	25%	4
12. Religious/spiritual services	14%	29%	0%	29%	29%	7

This service is important to me...

	Yes	No	No. of Students
1. School of Graduate Research	100%	0%	8
2. The Hub	100%	0%	9
3. Health promotion	63%	38%	8
4. Scholarship and financial advice	89%	11%	9
5. Career planning and advice	75%	25%	8
6. Housing advice and assistance	0%	100%	8
7. International student advisory services	25%	75%	8
8. Legal Advice	50%	50%	8
9. Counselling services	75%	25%	8
10. Disability support	50%	50%	8
11. Student leadership programs	25%	75%	8
12. Religious/spiritual services	50%	50%	8

RMIT Link

I am satisfied with the service or program...

	Strongly Disagree		Strongly Agree		No. of Students	
1. Sport programs, sport clubs and recreation activities	0%	25%	0%	25%	50%	4
2. Visual arts, performing arts and gallery activities	0%	20%	0%	40%	40%	5

This service is important to me...

	Yes	No	No. of Students
1. Sport programs, sport clubs and recreation activities	29%	71%	7
2. Visual arts, performing arts and gallery activities	43%	57%	7

Student Union

I am satisfied with the service or program...

	Strongly Disagree				Strongly Agree	No. of Students
1. Representation of student interests to the University	0%	14%	0%	29%	57%	7
2. Campaigns, information and resources to improve conditions for students	0%	17%	17%	33%	33%	6
3. Advice and support if I had a problem with the University	10%	30%	0%	30%	30%	10
4. Social activities, bands and competitions	0%	14%	14%	29%	43%	7
5. Clubs and collectives	0%	17%	0%	33%	50%	6
6. Student media, such as Catalyst and RMITV	0%	17%	0%	33%	50%	6

This service is important to me...

	Yes	No	No. of Students
1. Representation of student interests to the University	43%	57%	7
2. Campaigns, information and resources to improve conditions for students	38%	63%	8
3. Advice and support if I had a problem with the University	75%	25%	8
4. Social activities, bands and competitions	50%	50%	8
5. Clubs and collectives	38%	63%	8
6. Student media, such as Catalyst and RMITV	50%	50%	8

Outcomes

	Strongly Disagree				Strongly Agree	No. of Students
1. As an RMIT graduate I will be highly employable	8%	8%	38%	23%	23%	13
2. My research training experience at RMIT will improve my career prospects	14%	0%	7%	36%	43%	14
3. RMIT generally responds well to student feedback	38%	8%	15%	8%	31%	13
4. I would recommend higher degree research programs at RMIT to others	29%	0%	14%	36%	21%	14

Notes

The scale % AGREE is calculated by adding up all the items scored Agree/Strongly Agree across all respondents. This is divided by the total number of items answered across all respondents. Blanks or N/A's are excluded. Percentages represent the %age of the total valid responses per question, with the exception of the demographics section which represent the %age of total responses. Charts are rescaled on valid responses to total 100%. Values may round to 101 %. Valid responses exclude N/A and blank responses.