

# STUDENT EXPERIENCE SURVEY - HDR

## 2015

RMIT University	Survey Population: 1,811
	Respondents: 581
	Response Rate: 32.1%

### Demographics (% of total sample size)

#### Commencement Year

Pre 2010	18
2010	10
2011	31
2012	91
2013	128
2014	161
2015	142

#### Age

<20	0%
21-24	4%
25-34	49%
35-44	26%
45+	22%

#### Gender

Male	54%
Female	46%

#### Citizenship

Australian	64%
International onshore	33%
International offshore	3%

#### Program Type

Master by research	13%
Doctorate by research	87%

#### Attendance Type

Full time	79%
Part time	21%

#### Location

On-campus	79%
Off-campus	20%

#### Milestones

Confirmation of candidature	59%
Completion seminar	19%

#### LOTE

Yes	40%
No	60%

#### Rural Relocatee

Yes	3%
No	96%

#### Main Funds Source

Employment	18%
Cadetship	0%
Family	9%
AusAid/IDP	3%
Home Government	8%
Scholarship	51%
Loan	1%
Savings	6%
Other	4%

#### Employment

Part time (1-14 hrs)	28%
Part time (15-20 hrs)	7%
Part time (21-34 hrs)	3%
Full time (35+ hrs)	19%
Not at all	42%

#### Industry Placement

<b>Education placement/Internship</b>	
Yes	3%
No	88%
<b>Industry-based project</b>	
Yes	11%
No	81%
<b>Clinical/Professional placement</b>	
Yes	2%
No	88%

#### Snapshot Scales 2015

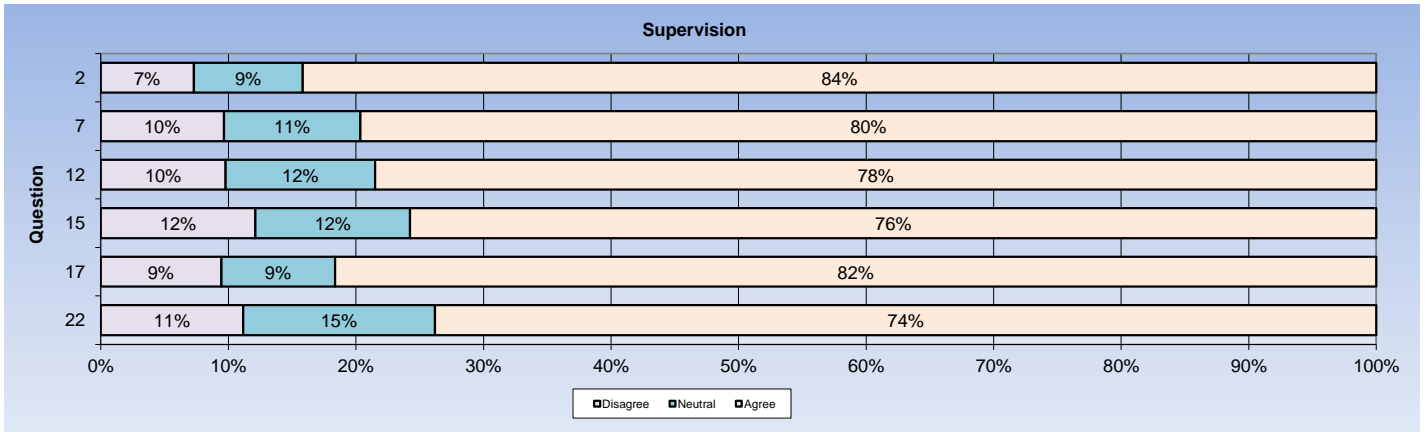
Supervision	78.9%
Intellectual Climate	64.4%
Skill Development	85.4%
Overall Satisfaction	79.2%

#### Part of program study

Yes	5%
No	35%

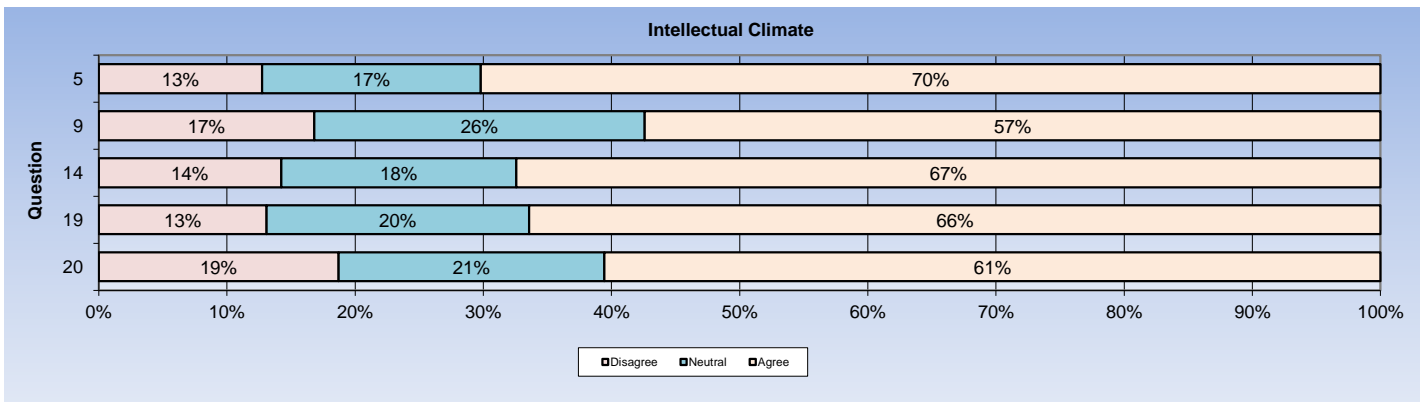
**Supervision**

	% AGREE					No. of Students
	Strongly Disagree	Disagree	Neutral	Agree	Strongly Agree	
	<b>78.9%</b>					
2. Supervision is available when I need it	3%	5%	9%	26%	58%	575
7. My supervisor(s) are making a real effort to understand difficulties that I face	4%	6%	11%	26%	54%	570
12. My supervisor(s) provide me with additional information relevant to my topic	3%	6%	12%	30%	48%	572
15. I have been given good guidance in topic selection and refinement	5%	7%	12%	35%	41%	561
17. My supervisor(s) are providing helpful feedback on my progress	4%	5%	9%	27%	55%	572
22. I received good guidance in my literature search	4%	7%	15%	37%	37%	565



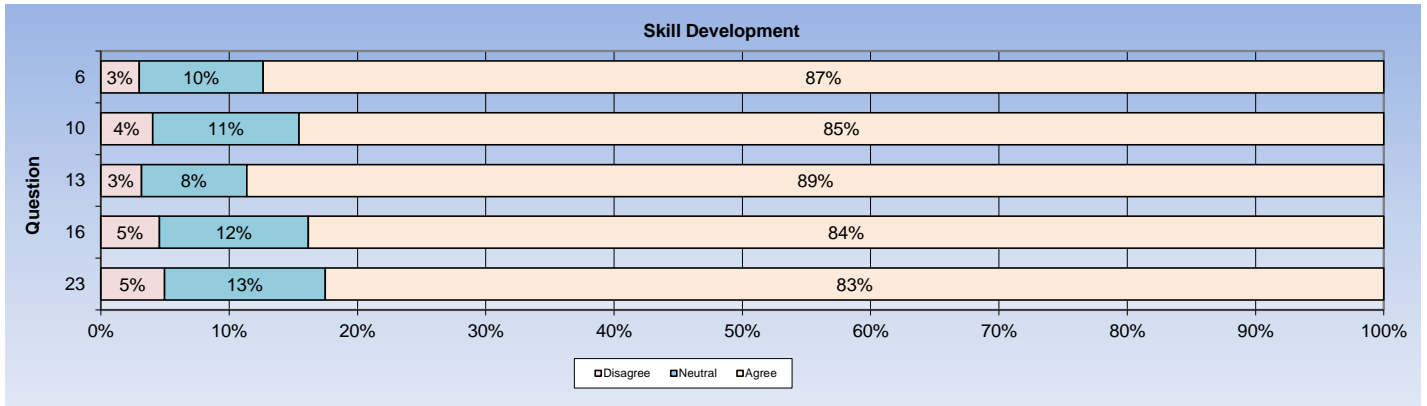
**Intellectual Climate**

	% AGREE					No. of Students
	Strongly Disagree	Disagree	Neutral	Agree	Strongly Agree	
	<b>64.4%</b>					
5. The school is providing opportunities for social contact with other postgraduate students	4%	9%	17%	37%	33%	557
9. I am becoming integrated into the school's community	6%	11%	26%	37%	20%	547
14. The school is providing opportunities for me to become involved in the broader research culture	7%	7%	18%	38%	30%	562
19. A good seminar program is being provided for postgraduate students	5%	8%	20%	38%	29%	542
20. The research context in my school is stimulating my work	7%	12%	21%	31%	30%	545



### Skill Development

	% AGREE	Strongly Disagree			Strongly Agree	No. of Students	
	85.4%						
6. My research is developing my problem-solving skills		1%	2%	10%	38%	50%	569
10. I am learning to develop my ideas and present them in written work		1%	3%	11%	43%	41%	570
13. My research is sharpening my analytical skills		1%	2%	8%	37%	51%	571
16. Doing my research is helping me to develop my ability to plan my own work		1%	4%	12%	37%	47%	569
23. As my research progresses, I am feeling more confident about tackling unfamiliar problems		2%	3%	13%	40%	43%	566



### Overall Satisfaction

	% AGREE	Strongly Disagree			Strongly Agree	No. of Students	
	79.2%						
25. Overall, I am satisfied with the quality of my higher degree research		4%	6%	11%	41%	38%	573

### Others

	Strongly Disagree			Strongly Agree	No. of Students	
3. I have access to suitable working space	6%	5%	15%	29%	44%	530
8. I have good access to the technical support I need	4%	7%	19%	38%	32%	550
11. I am able to organise good access to necessary equipment	4%	7%	19%	43%	28%	507
24. I have appropriate financial support for my research project	13%	11%	15%	30%	31%	547
1. I am satisfied with the supervision I am receiving	3%	6%	9%	23%	59%	578
4. I am developing an understanding of the standard of work required for my research degree and the examination process	1%	4%	10%	39%	45%	570
18. I am being encouraged and supported to publish my research	3%	4%	15%	30%	48%	554
21. I am benefiting from having more than one supervisor	7%	7%	9%	25%	51%	560

### Administration

	Strongly Disagree				Strongly Agree	No. of Students
1. I find it easy to check my enrolment status and invoices online	2%	6%	17%	33%	42%	573
2. I'd know what to do if I had a problem with my student administration	5%	10%	19%	38%	28%	572
3. RMIT effectively resolves any student administration issue I might have	5%	9%	20%	39%	27%	537

### Learning Support

#### Library - I am satisfied with...

	Strongly Disagree				Strongly Agree	No. of Students
1. The Library's e-resources collection	1%	3%	12%	37%	46%	561
2. The Library's book collections	3%	5%	15%	41%	36%	546
3. The quality of service provided by Library staff	0%	1%	7%	34%	57%	550
4. The Library's facilities	1%	3%	14%	40%	42%	545
5. Library opening hours	1%	5%	12%	39%	42%	519

#### Computing Facilities - I am satisfied with...

	Strongly Disagree				Strongly Agree	No. of Students
1. Access to computer facilities at RMIT	4%	6%	15%	34%	42%	501
2. Access to the specialist software that I require	6%	10%	22%	30%	32%	512
3. The availability of computer printing facilities	1%	6%	15%	29%	49%	524
4. The standard of service from computing support staff	2%	5%	18%	35%	40%	511

#### Learning Support Services - I am satisfied with...

	Strongly Disagree				Strongly Agree	No. of Students
1. Study support	1%	4%	17%	40%	38%	339
2. Language support	3%	7%	20%	40%	30%	276
3. On Track workshop	1%	5%	22%	41%	31%	408
4. Statistical Consultancy	4%	6%	26%	38%	26%	270

### Online Services

	Strongly Disagree				Strongly Agree	No. of Students
1. I am satisfied with the Internet access provided by RMIT	2%	5%	16%	35%	42%	550
2. I find the online environment useful to collaborate with other staff or students about my research	7%	10%	25%	32%	26%	499

### Communication

#### I have enough...

	Strongly Disagree				Strongly Agree	No. of Students
1. Opportunities to discuss my academic work with my supervisor(s)	4%	5%	11%	32%	49%	572
2. Opportunities to work with other research students	10%	10%	22%	34%	25%	538
3. Contact with students in other disciplines	15%	18%	27%	25%	16%	527

## Information Access

	Strongly Disagree				Strongly Agree	No. of Students
1. I know how and where to access information regarding management of and support for my candidature	2%	7%	21%	41%	29%	573
2. I know who the key HDR academic and administrative contacts are in my school	1%	5%	14%	36%	43%	571
3. The RMIT website is easy to navigate to find information I need	9%	15%	25%	31%	21%	577

## Campus Life and Environment

	Strongly Disagree				Strongly Agree	No. of Students
1. The RMIT campus is a good place to spend time	3%	9%	22%	36%	30%	534
2. RMIT is friendly to people from all backgrounds	1%	3%	11%	45%	39%	525
3. I feel personally safe on campus	1%	3%	8%	38%	51%	542
4. I am treated fairly at RMIT	2%	5%	12%	42%	39%	542
5. I can balance my research with my work and home commitments	5%	8%	19%	39%	28%	558

## Building and Facilities

	Strongly Disagree				Strongly Agree	No. of Students
<i>The following areas are well maintained...</i>						
1. Classrooms	2%	5%	16%	44%	34%	443
2. Lecture theatres	1%	3%	13%	45%	38%	442
3. Laboratories	4%	4%	18%	39%	36%	341
4. General access computer labs	2%	7%	19%	40%	32%	390
5. Lounge spaces	3%	10%	20%	39%	28%	471
6. Toilets	9%	15%	21%	33%	23%	540
7. Lifts	14%	13%	22%	27%	23%	521

## Services and Programs for Students

### *I am satisfied with the service or program...*

	Strongly Disagree		Strongly Agree		No. of Students	
1. School of Graduate Research	4%	5%	21%	35%	35%	440
2. The Hub	3%	5%	21%	41%	30%	422
3. Health promotion	6%	10%	27%	31%	26%	234
4. Scholarship and financial advice	8%	12%	21%	30%	29%	405
5. Career planning and advice	8%	13%	28%	32%	19%	260
6. Housing advice and assistance	7%	9%	29%	31%	23%	163
7. International student advisory services	4%	13%	30%	28%	26%	189
8. Legal Advice	5%	9%	30%	29%	27%	166
9. Counselling services	5%	7%	27%	26%	35%	195
10. Disability support	5%	5%	29%	29%	32%	133
11. Student leadership programs	6%	6%	32%	30%	27%	158
12. Religious/spiritual services	8%	8%	26%	32%	26%	163

### *This service is important to me...*

	Yes	No	No. of Students
1. School of Graduate Research	93%	7%	393
2. The Hub	72%	28%	394
3. Health promotion	55%	45%	360
4. Scholarship and financial advice	84%	16%	406
5. Career planning and advice	60%	40%	376
6. Housing advice and assistance	31%	69%	359
7. International student advisory services	41%	59%	361
8. Legal Advice	46%	54%	360
9. Counselling services	53%	47%	366
10. Disability support	31%	69%	357
11. Student leadership programs	42%	58%	353
12. Religious/spiritual services	32%	68%	362

## RMIT Link

### *I am satisfied with the service or program...*

	Strongly Disagree		Strongly Agree		No. of Students	
1. Sport programs, sport clubs and recreation activities	5%	5%	23%	36%	30%	223
2. Visual arts, performing arts and gallery activities	2%	6%	25%	36%	31%	229

### *This service is important to me...*

	Yes	No	No. of Students
1. Sport programs, sport clubs and recreation activities	51%	49%	354
2. Visual arts, performing arts and gallery activities	48%	52%	354

## Student Union

### *I am satisfied with the service or program...*

	Strongly Disagree				Strongly Agree	No. of Students
1. Representation of student interests to the University	4%	6%	28%	33%	30%	269
2. Campaigns, information and resources to improve conditions for students	6%	9%	25%	37%	23%	267
3. Advice and support if I had a problem with the University	6%	9%	24%	36%	25%	285
4. Social activities, bands and competitions	4%	7%	24%	36%	28%	228
5. Clubs and collectives	3%	8%	27%	34%	28%	221
6. Student media, such as Catalyst and RMITV	4%	6%	27%	36%	27%	210

### *This service is important to me...*

	Yes	No	No. of Students
1. Representation of student interests to the University	56%	44%	349
2. Campaigns, information and resources to improve conditions for students	61%	39%	356
3. Advice and support if I had a problem with the University	74%	26%	360
4. Social activities, bands and competitions	47%	53%	352
5. Clubs and collectives	43%	57%	351
6. Student media, such as Catalyst and RMITV	41%	59%	348

## Outcomes

	Strongly Disagree				Strongly Agree	No. of Students
1. As an RMIT graduate I will be highly employable	3%	8%	30%	38%	21%	541
2. My research training experience at RMIT will improve my career prospects	2%	5%	15%	45%	32%	565
3. RMIT generally responds well to student feedback	7%	12%	28%	34%	19%	502
4. I would recommend higher degree research programs at RMIT to others	6%	6%	19%	37%	32%	570

### Notes

The scale % AGREE is calculated by adding up all the items scored Agree/Strongly Agree across all respondents. This is divided by the total number of items answered across all respondents. Blanks or N/A's are excluded. Percentages represent the %age of the total valid responses per question, with the exception of the demographics section which represent the %age of total responses. Charts are rescaled on valid responses to total 100%. Values may round to 101 %. Valid responses exclude N/A and blank responses.