

STUDENT EXPERIENCE SURVEY - HDR

2016

College of Business
Survey Population: 313
Respondents: 105
Response Rate: 33.5%
Demographics (% of total sample size)
Commencement Year

Pre 2011	2
2011	4
2012	7
2013	18
2014	23
2015	33
2016	18

Age

<20	0%
21-24	0%
25-34	46%
35-44	32%
45+	22%

Gender

Male	50%
Female	50%

Citizenship

Australian	57%
International onshore	40%
International offshore	3%

Program Type

Master by research	9%
Doctorate by research	91%

Attendance Type

Full time	79%
Part time	20%

Location

On-campus	76%
Off-campus	24%

Milestones

Confirmation of candidature	57%
Completion seminar	20%

LOTE

Yes	72%
No	28%

Rural Relocatee

Yes	6%
No	94%

Main Funds Source

Employment	20%
Cadetship	0%
Family	13%
AusAid/IDP	2%
Home Government	8%
Scholarship	50%
Loan	0%
Savings	4%
Other	3%

Employment

Part time (1-14 hrs)	22%
Part time (15-20 hrs)	6%
Part time (21-34 hrs)	5%
Full time (35+ hrs)	18%
Not at all	50%

Research Degree Included

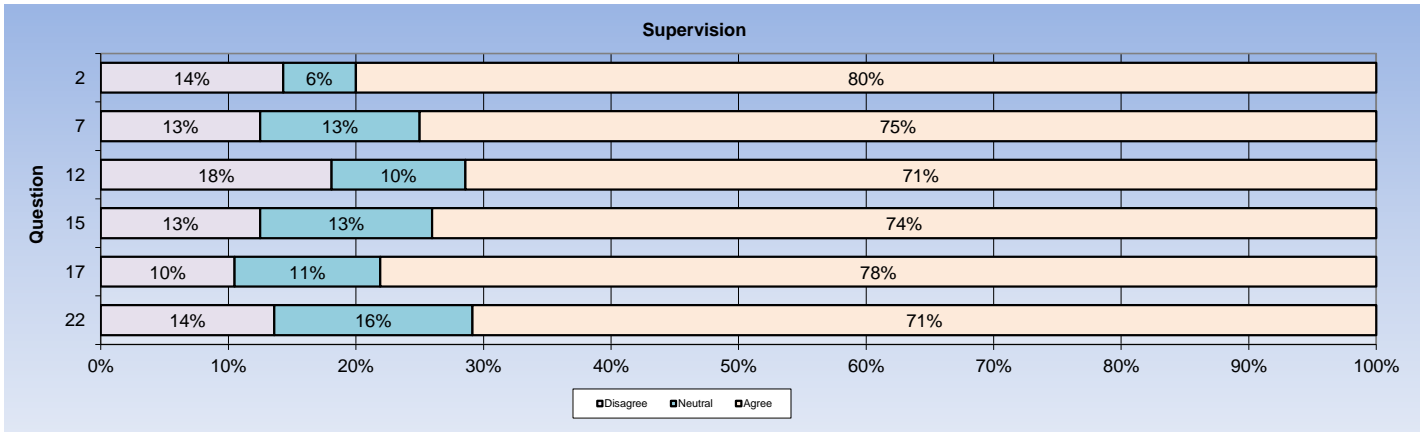
Working for industry	
Yes	3%
No	97%
Working with industry	
Yes	12%
No	88%
Industry internship	
Yes	14%
No	86%

Snapshot Scales 2016

Supervision	74.9%
Intellectual Climate	58.6%
Skill Development	84.8%
Overall Satisfaction	74.3%

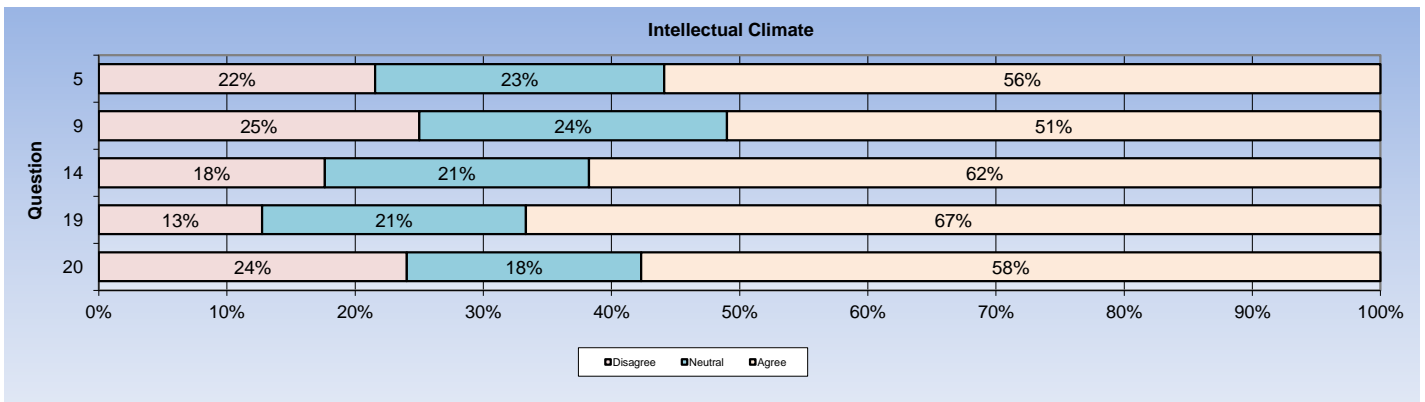
Supervision

	% AGREE					No. of Students
	Strongly Disagree	Disagree	Neutral	Agree	Strongly Agree	
	74.9%					
2. Supervision is available when I need it	7%	8%	6%	21%	59%	105
7. My supervisor(s) are making a real effort to understand difficulties that I face	7%	6%	13%	29%	46%	104
12. My supervisor(s) provide me with additional information relevant to my topic	8%	10%	10%	22%	50%	105
15. I have been given good guidance in topic selection and refinement	9%	4%	13%	35%	39%	104
17. My supervisor(s) are providing helpful feedback on my progress	7%	4%	11%	30%	49%	105
22. I received good guidance in my literature search	7%	7%	16%	31%	40%	103



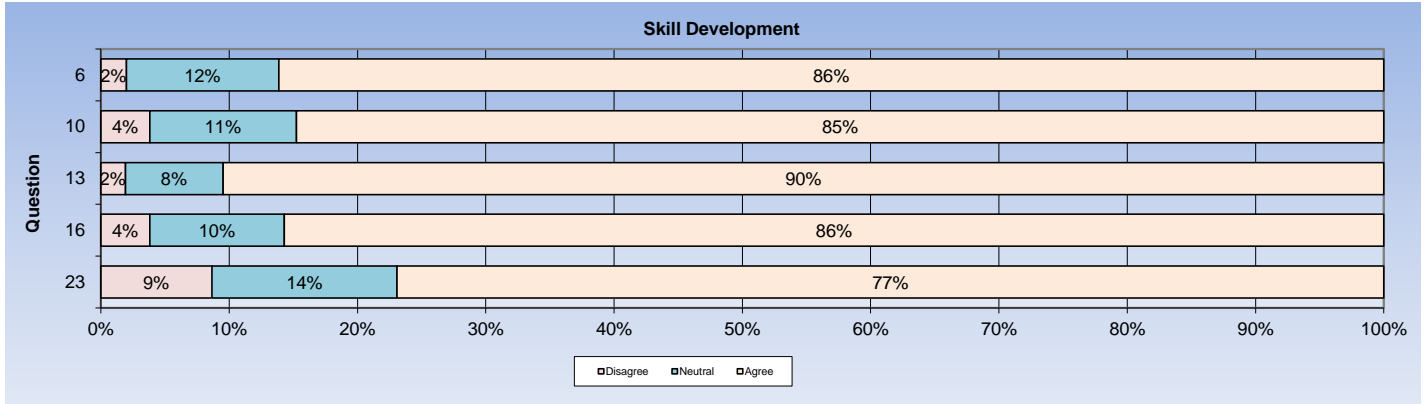
Intellectual Climate

	% AGREE					No. of Students
	Strongly Disagree	Disagree	Neutral	Agree	Strongly Agree	
	58.6%					
5. The school is providing opportunities for social contact with other postgraduate students	9%	13%	23%	33%	23%	102
9. I am becoming integrated into the school's community	10%	15%	24%	34%	17%	100
14. The school is providing opportunities for me to become involved in the broader research culture	7%	11%	21%	36%	25%	102
19. A good seminar program is being provided for postgraduate students	7%	6%	21%	38%	28%	102
20. The research context in my school is stimulating my work	10%	14%	18%	36%	22%	104



Skill Development

	% AGREE	Strongly Disagree			Strongly Agree	No. of Students	
	84.8%						
6. My research is developing my problem-solving skills		0%	2%	12%	39%	48%	101
10. I am learning to develop my ideas and present them in written work		0%	4%	11%	44%	41%	105
13. My research is sharpening my analytical skills		0%	2%	8%	41%	50%	105
16. Doing my research is helping me to develop my ability to plan my own work		0%	4%	10%	43%	43%	105
23. As my research progresses, I am feeling more confident about tackling unfamiliar problems		3%	6%	14%	32%	45%	104



Overall Satisfaction

	% AGREE	Strongly Disagree			Strongly Agree	No. of Students	
	74.3%						
26. Overall, I am satisfied with the quality of my higher degree research		4%	4%	18%	39%	35%	105

Others

	Strongly Disagree			Strongly Agree	No. of Students	
3. I have access to suitable working space	14%	16%	19%	19%	32%	94
8. I have good access to the technical support I need	5%	9%	16%	36%	34%	100
11. I am able to organise good access to necessary equipment	3%	4%	24%	43%	26%	93
24. I have appropriate financial support for my research project	17%	9%	17%	31%	26%	100
1. I am satisfied with the supervision I am receiving	7%	4%	11%	23%	55%	105
4. I am developing an understanding of the standard of work required for my research degree and the examination process	1%	6%	11%	43%	39%	104
18. I am being encouraged and supported to publish my research	8%	2%	17%	28%	45%	103
21. I am benefiting from having more than one supervisor	8%	11%	12%	20%	50%	103
25. I am developing transferable skills that will enable me to work in a broad range of contexts after I complete my degree	1%	3%	14%	35%	48%	101

Administration

1. I find it easy to check my enrolment status and invoices online
2. I'd know what to do if I had a problem with my student administration
3. RMIT effectively resolves any student administration issue I might have

	Strongly Disagree				Strongly Agree		No. of Students
	3%	9%	11%	45%	33%		101
	6%	19%	15%	39%	22%		102
	12%	16%	16%	39%	17%		100

Learning Support

Library - I am satisfied with...

1. The Library's e-resources collection
2. The Library's book collections
3. The quality of service provided by Library staff
4. The Library's facilities
5. Library opening hours

	Strongly Disagree				Strongly Agree		No. of Students
	2%	0%	11%	39%	48%		102
	2%	4%	12%	39%	42%		99
	1%	1%	7%	38%	53%		98
	1%	0%	14%	38%	46%		97
	0%	4%	6%	41%	49%		96

Computing Facilities - I am satisfied with...

1. Access to computer facilities at RMIT
2. Access to the specialist software that I require
3. The availability of computer printing facilities
4. The standard of service from computing support staff

	Strongly Disagree				Strongly Agree		No. of Students
	1%	6%	15%	38%	41%		96
	5%	11%	19%	32%	33%		94
	1%	2%	13%	30%	54%		97
	0%	2%	14%	42%	43%		101

Learning Support Services - I am satisfied with...

1. Study support
2. Language support
3. On Track workshop
4. Statistical Consultancy

	Strongly Disagree				Strongly Agree		No. of Students
	0%	3%	14%	39%	43%		69
	5%	5%	18%	35%	37%		57
	2%	8%	25%	36%	29%		84
	13%	5%	31%	25%	25%		55

Online Services

1. I am satisfied with the Internet access provided by RMIT
2. I find the online environment useful to collaborate with other staff or students about my research

	Strongly Disagree				Strongly Agree		No. of Students
	2%	11%	21%	38%	29%		104
	2%	8%	19%	33%	38%		103

Communication

I have enough...

1. Opportunities to discuss my academic work with my supervisor(s)
2. Opportunities to work with other research students
3. Contact with students in other disciplines

	Strongly Disagree				Strongly Agree		No. of Students
	9%	16%	21%	30%	24%		103
	0%	1%	19%	31%	49%		98
	3%	9%	22%	28%	38%		94

Information Access

	Strongly Disagree				Strongly Agree	No. of Students
1. I know how and where to access information regarding management of and support for my candidature	6%	6%	15%	24%	49%	104
2. I know who the key HDR academic and administrative contacts are in my school	12%	20%	21%	22%	24%	99
3. The RMIT website is easy to navigate to find information I need	18%	21%	18%	19%	22%	98

Campus Life and Environment

	Strongly Disagree				Strongly Agree	No. of Students
1. The RMIT campus is a good place to spend time	4%	8%	21%	32%	35%	95
2. RMIT is friendly to people from all backgrounds	5%	7%	13%	32%	43%	100
3. I feel personally safe on campus	0%	1%	12%	38%	49%	98
4. I am treated fairly at RMIT	6%	4%	13%	42%	34%	97
5. I can balance my research with my work and home commitments	3%	9%	18%	38%	32%	97

Building and Facilities

	Strongly Disagree				Strongly Agree	No. of Students
<i>The following areas are well maintained...</i>						
1. Classrooms	0%	4%	8%	34%	54%	83
2. Lecture theatres	0%	1%	9%	39%	51%	82
3. Laboratories	0%	2%	16%	27%	55%	49
4. General access computer labs	2%	2%	14%	30%	52%	63
5. Lounge spaces	1%	6%	21%	32%	40%	87
6. Toilets	5%	14%	15%	32%	34%	98
7. Lifts	3%	3%	18%	35%	41%	96

Services and Programs for Students

	Strongly Disagree		Strongly Agree		No. of Students	
<i>I am satisfied with the service or program...</i>						
1. School of Graduate Research	8%	5%	21%	36%	29%	85
2. The Hub	3%	7%	26%	40%	24%	70
3. Health promotion	5%	10%	34%	20%	32%	41
4. Scholarship and financial advice	13%	11%	20%	23%	33%	70
5. Career planning and advice	7%	17%	26%	26%	24%	54
6. Housing advice and assistance	3%	9%	45%	18%	24%	33
7. International student advisory services	0%	17%	25%	28%	31%	36
8. Legal Advice	3%	10%	28%	34%	24%	29
9. Counselling services	0%	5%	24%	29%	42%	38
10. Disability support	0%	4%	46%	25%	25%	24
11. Student leadership programs	0%	10%	38%	23%	30%	40
12. Religious/spiritual services	9%	12%	33%	12%	33%	33

	Yes	No	No. of Students
	<i>This service is important to me...</i>		
1. School of Graduate Research	91%	9%	79
2. The Hub	72%	28%	78
3. Health promotion	56%	44%	73
4. Scholarship and financial advice	83%	17%	78
5. Career planning and advice	65%	35%	79
6. Housing advice and assistance	34%	66%	77
7. International student advisory services	43%	57%	79
8. Legal Advice	42%	58%	77
9. Counselling services	48%	52%	77
10. Disability support	25%	75%	77
11. Student leadership programs	49%	51%	76
12. Religious/spiritual services	38%	62%	77

RMIT Link

	Strongly Disagree		Strongly Agree		No. of Students	
<i>I am satisfied with the service or program...</i>						
1. Sport programs, sport clubs and recreation activities	0%	4%	27%	29%	40%	45
2. Visual arts, performing arts and gallery activities	0%	5%	28%	35%	33%	40

	Yes	No	No. of Students
	<i>This service is important to me...</i>		
1. Sport programs, sport clubs and recreation activities	50%	50%	78
2. Visual arts, performing arts and gallery activities	37%	63%	78

Student Union

I am satisfied with the service or program...

	Strongly Disagree				Strongly Agree	No. of Students
1. Representation of student interests to the University	3%	5%	31%	15%	46%	59
2. Campaigns, information and resources to improve conditions for students	2%	5%	31%	31%	32%	62
3. Advice and support if I had a problem with the University	3%	8%	22%	27%	39%	59
4. Social activities, bands and competitions	2%	13%	29%	24%	31%	45
5. Clubs and collectives	0%	8%	33%	31%	28%	39
6. Student media, such as Catalyst and RMITV	0%	3%	39%	31%	28%	36

This service is important to me...

	Yes	No	No. of Students
1. Representation of student interests to the University	69%	31%	74
2. Campaigns, information and resources to improve conditions for students	62%	38%	76
3. Advice and support if I had a problem with the University	73%	28%	80
4. Social activities, bands and competitions	47%	53%	77
5. Clubs and collectives	36%	64%	77
6. Student media, such as Catalyst and RMITV	36%	64%	75

Outcomes

	Strongly Disagree				Strongly Agree	No. of Students
1. As an RMIT graduate I will be highly employable	3%	9%	31%	37%	20%	100
2. My research training experience at RMIT will improve my career prospects	5%	0%	23%	39%	33%	103
3. RMIT generally responds well to student feedback	12%	13%	28%	24%	23%	97
4. I would recommend higher degree research programs at RMIT to others	10%	11%	19%	32%	28%	103

Notes

The scale % AGREE is calculated by adding up all the items scored Agree/Strongly Agree across all respondents. This is divided by the total number of items answered across all respondents. Blanks or N/A's are excluded. Percentages represent the %age of the total valid responses per question, with the exception of the demographics section which represent the %age of total responses. Charts are rescaled on valid responses to total 100%. Values may round to 101 %.

Valid responses exclude N/A and blank responses.