

STUDENT EXPERIENCE SURVEY - HDR

2016

College of Design and Social Context

Survey Population: 570

Respondents: 175

Response Rate: 30.7%

Demographics (% of total sample size)

Commencement Year

Pre 2011	6
2011	4
2012	19
2013	28
2014	41
2015	55
2016	22

Age

<20	0%
21-24	1%
25-34	29%
35-44	37%
45+	34%

Gender

Male	31%
Female	69%

Citizenship

Australian	77%
International onshore	21%
International offshore	2%

Program Type

Master by research	10%
Doctorate by research	90%

Attendance Type

Full time	65%
Part time	35%

Location

On-campus	67%
Off-campus	33%

Milestones

Confirmation of candidature	63%
Completion seminar	22%

LOTE

Yes	35%
No	65%

Rural Relocatee

Yes	2%
No	98%

Main Funds Source

Employment	37%
Cadetship	0%
Family	7%
AusAid/IDP	2%
Home Government	3%
Scholarship	39%
Loan	1%
Savings	8%
Other	3%

Employment

Part time (1-14 hrs)	30%
Part time (15-20 hrs)	8%
Part time (21-34 hrs)	8%
Full time (35+ hrs)	21%
Not at all	33%

Research Degree Included

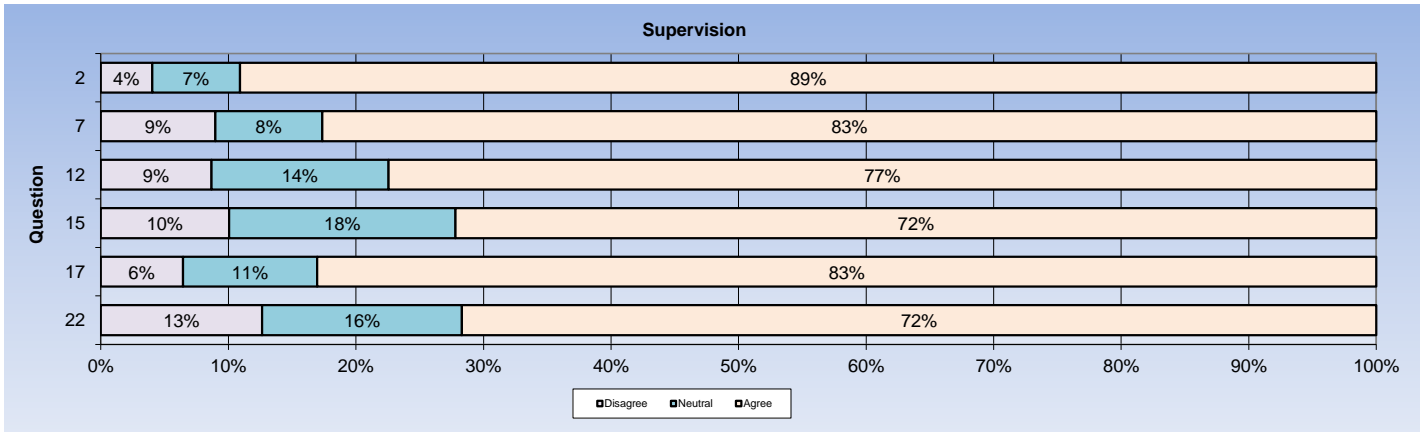
Working for industry	
Yes	10%
No	81%
Working with industry	
Yes	15%
No	76%
Industry internship	
Yes	11%
No	78%

Snapshot Scales 2016

Supervision	79.4%
Intellectual Climate	65.0%
Skill Development	84.8%
Overall Satisfaction	84.3%

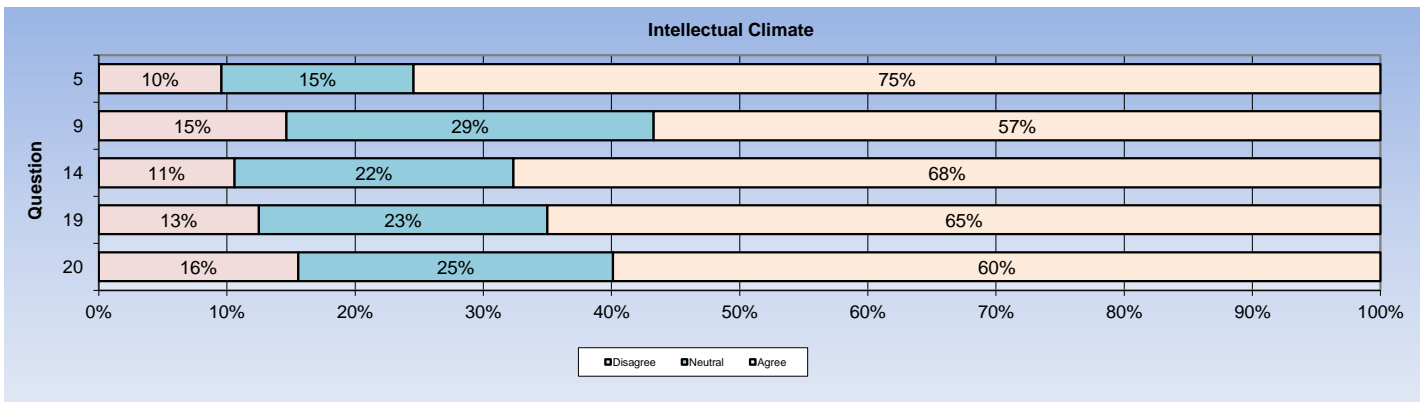
Supervision

	% AGREE					No. of Students
	Strongly Disagree	Disagree	Neutral	Agree	Strongly Agree	
	79.4%					
2. Supervision is available when I need it	2%	2%	7%	28%	61%	174
7. My supervisor(s) are making a real effort to understand difficulties that I face	2%	7%	8%	31%	51%	167
12. My supervisor(s) provide me with additional information relevant to my topic	3%	6%	14%	29%	48%	173
15. I have been given good guidance in topic selection and refinement	2%	8%	18%	34%	38%	169
17. My supervisor(s) are providing helpful feedback on my progress	2%	5%	11%	29%	54%	171
22. I received good guidance in my literature search	4%	9%	16%	39%	33%	166



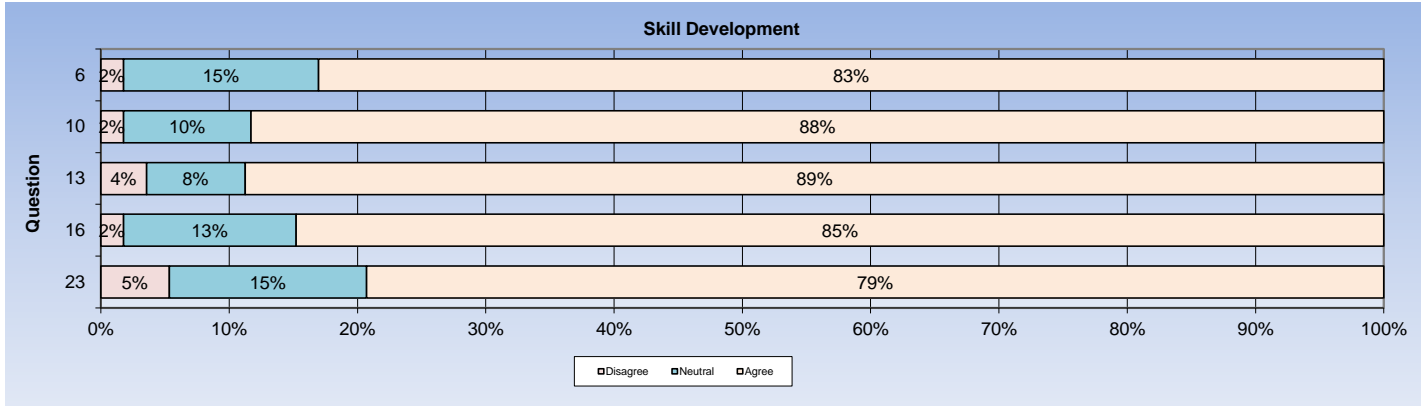
Intellectual Climate

	% AGREE					No. of Students
	Strongly Disagree	Disagree	Neutral	Agree	Strongly Agree	
	65.0%					
5. The school is providing opportunities for social contact with other postgraduate students	4%	6%	15%	40%	35%	167
9. I am becoming integrated into the school's community	6%	9%	29%	33%	24%	164
14. The school is providing opportunities for me to become involved in the broader research culture	5%	6%	22%	39%	29%	170
19. A good seminar program is being provided for postgraduate students	5%	8%	23%	37%	28%	160
20. The research context in my school is stimulating my work	7%	8%	25%	31%	29%	167



Skill Development

	% AGREE	Strongly Disagree			Strongly Agree	No. of Students	
	84.8%						
6. My research is developing my problem-solving skills		1%	1%	15%	43%	40%	171
10. I am learning to develop my ideas and present them in written work		1%	1%	10%	49%	39%	171
13. My research is sharpening my analytical skills		1%	2%	8%	38%	51%	169
16. Doing my research is helping me to develop my ability to plan my own work		1%	1%	13%	41%	44%	171
23. As my research progresses, I am feeling more confident about tackling unfamiliar problems		1%	4%	15%	41%	38%	169



Overall Satisfaction

	% AGREE	Strongly Disagree			Strongly Agree	No. of Students	
	84.3%						
26. Overall, I am satisfied with the quality of my higher degree research		2%	4%	9%	43%	41%	172

Others

	Strongly Disagree			Strongly Agree	No. of Students	
3. I have access to suitable working space	9%	9%	19%	32%	31%	150
8. I have good access to the technical support I need	1%	9%	25%	42%	22%	161
11. I am able to organise good access to necessary equipment	5%	4%	21%	47%	23%	142
24. I have appropriate financial support for my research project	14%	14%	21%	26%	25%	160
1. I am satisfied with the supervision I am receiving	1%	7%	8%	20%	64%	174
4. I am developing an understanding of the standard of work required for my research degree and the examination process	2%	1%	13%	49%	36%	174
18. I am being encouraged and supported to publish my research	4%	6%	18%	28%	45%	167
21. I am benefiting from having more than one supervisor	5%	4%	10%	18%	62%	169
25. I am developing transferable skills that will enable me to work in a broad range of contexts after I complete my degree	2%	4%	20%	40%	33%	168

Administration

1. I find it easy to check my enrolment status and invoices online
2. I'd know what to do if I had a problem with my student administration
3. RMIT effectively resolves any student administration issue I might have

	Strongly Disagree				Strongly Agree	No. of Students
	4%	9%	19%	41%	27%	175
	8%	10%	22%	37%	23%	175
	5%	9%	23%	40%	24%	164

Learning Support

Library - I am satisfied with...

1. The Library's e-resources collection
2. The Library's book collections
3. The quality of service provided by Library staff
4. The Library's facilities
5. Library opening hours

	Strongly Disagree				Strongly Agree	No. of Students
	2%	2%	15%	42%	40%	171
	2%	5%	25%	39%	28%	166
	0%	0%	12%	29%	59%	168
	2%	4%	16%	38%	39%	164
	2%	3%	17%	36%	42%	158

Computing Facilities - I am satisfied with...

1. Access to computer facilities at RMIT
2. Access to the specialist software that I require
3. The availability of computer printing facilities
4. The standard of service from computing support staff

	Strongly Disagree				Strongly Agree	No. of Students
	3%	7%	22%	33%	35%	147
	2%	11%	22%	35%	30%	140
	1%	8%	18%	35%	37%	148
	1%	3%	20%	37%	39%	147

Learning Support Services - I am satisfied with...

1. Study support
2. Language support
3. On Track workshop
4. Statistical Consultancy

	Strongly Disagree				Strongly Agree	No. of Students
	1%	4%	24%	40%	31%	80
	4%	11%	31%	29%	25%	55
	3%	8%	24%	42%	22%	99
	11%	9%	30%	30%	19%	53

Online Services

1. I am satisfied with the Internet access provided by RMIT
2. I find the online environment useful to collaborate with other staff or students about my research

	Strongly Disagree				Strongly Agree	No. of Students
	1%	8%	21%	41%	28%	172
	1%	2%	11%	41%	46%	169

Communication

I have enough...

1. Opportunities to discuss my academic work with my supervisor(s)
2. Opportunities to work with other research students
3. Contact with students in other disciplines

	Strongly Disagree				Strongly Agree	No. of Students
	17%	22%	23%	26%	13%	172
	3%	5%	22%	38%	31%	169
	7%	17%	23%	32%	21%	143

Information Access

	Strongly Disagree				Strongly Agree	No. of Students
1. I know how and where to access information regarding management of and support for my candidature	3%	5%	9%	40%	43%	174
2. I know who the key HDR academic and administrative contacts are in my school	11%	14%	26%	33%	16%	160
3. The RMIT website is easy to navigate to find information I need	18%	22%	27%	22%	11%	152

Campus Life and Environment

	Strongly Disagree				Strongly Agree	No. of Students
1. The RMIT campus is a good place to spend time	1%	8%	30%	42%	18%	158
2. RMIT is friendly to people from all backgrounds	2%	4%	14%	47%	33%	159
3. I feel personally safe on campus	1%	1%	13%	43%	42%	165
4. I am treated fairly at RMIT	2%	2%	12%	44%	40%	164
5. I can balance my research with my work and home commitments	6%	11%	29%	32%	23%	171

Building and Facilities

	Strongly Disagree				Strongly Agree	No. of Students
<i>The following areas are well maintained...</i>						
1. Classrooms	2%	7%	24%	40%	27%	135
2. Lecture theatres	2%	2%	20%	44%	31%	127
3. Laboratories	0%	5%	25%	41%	29%	59
4. General access computer labs	2%	10%	22%	38%	28%	94
5. Lounge spaces	2%	7%	26%	41%	23%	129
6. Toilets	7%	16%	24%	32%	22%	165
7. Lifts	6%	13%	24%	35%	23%	160

Services and Programs for Students

	Strongly Disagree				Strongly Agree		No. of Students
<i>I am satisfied with the service or program...</i>							
1. School of Graduate Research	3%	8%	29%	33%	27%		132
2. The Hub	2%	4%	24%	43%	27%		106
3. Health promotion	2%	12%	31%	31%	24%		51
4. Scholarship and financial advice	9%	10%	19%	34%	28%		114
5. Career planning and advice	14%	8%	32%	29%	17%		59
6. Housing advice and assistance	3%	9%	38%	29%	21%		34
7. International student advisory services	0%	8%	26%	29%	37%		38
8. Legal Advice	0%	3%	38%	26%	32%		34
9. Counselling services	2%	2%	23%	41%	32%		56
10. Disability support	0%	8%	25%	25%	42%		24
11. Student leadership programs	6%	3%	36%	28%	28%		36
12. Religious/spiritual services	4%	7%	26%	30%	33%		27

	Yes		No		No. of Students
<i>This service is important to me...</i>					
1. School of Graduate Research	93%		8%		120
2. The Hub	61%		39%		116
3. Health promotion	49%		51%		122
4. Scholarship and financial advice	78%		22%		129
5. Career planning and advice	55%		45%		125
6. Housing advice and assistance	34%		66%		122
7. International student advisory services	39%		61%		125
8. Legal Advice	40%		60%		121
9. Counselling services	57%		43%		123
10. Disability support	36%		64%		118
11. Student leadership programs	38%		62%		121
12. Religious/spiritual services	23%		77%		119

RMIT Link

	Strongly Disagree				Strongly Agree		No. of Students
<i>I am satisfied with the service or program...</i>							
1. Sport programs, sport clubs and recreation activities	4%	2%	33%	36%	24%		45
2. Visual arts, performing arts and gallery activities	1%	1%	16%	43%	38%		76

	Yes		No		No. of Students
<i>This service is important to me...</i>					
1. Sport programs, sport clubs and recreation activities	39%		61%		123
2. Visual arts, performing arts and gallery activities	63%		37%		121

Student Union

I am satisfied with the service or program...

	Strongly Disagree				Strongly Agree	No. of Students
1. Representation of student interests to the University	4%	12%	26%	34%	24%	68
2. Campaigns, information and resources to improve conditions for students	1%	13%	24%	38%	24%	68
3. Advice and support if I had a problem with the University	1%	13%	30%	23%	33%	70
4. Social activities, bands and competitions	2%	6%	29%	47%	16%	49
5. Clubs and collectives	0%	6%	27%	48%	19%	48
6. Student media, such as Catalyst and RMITV	0%	4%	31%	39%	25%	51

This service is important to me...

	Yes	No	No. of Students
1. Representation of student interests to the University	65%	35%	118
2. Campaigns, information and resources to improve conditions for students	65%	35%	118
3. Advice and support if I had a problem with the University	75%	25%	121
4. Social activities, bands and competitions	42%	58%	122
5. Clubs and collectives	42%	58%	120
6. Student media, such as Catalyst and RMITV	44%	56%	116

Outcomes

	Strongly Disagree				Strongly Agree	No. of Students
1. As an RMIT graduate I will be highly employable	5%	7%	30%	38%	20%	164
2. My research training experience at RMIT will improve my career prospects	4%	7%	19%	37%	34%	169
3. RMIT generally responds well to student feedback	6%	7%	34%	36%	18%	149
4. I would recommend higher degree research programs at RMIT to others	3%	6%	22%	31%	39%	174

Notes

The scale % AGREE is calculated by adding up all the items scored Agree/Strongly Agree across all respondents. This is divided by the total number of items answered across all respondents. Blanks or N/A's are excluded. Percentages represent the %age of the total valid responses per question, with the exception of the demographics section which represent the %age of total responses. Charts are rescaled on valid responses to total 100%. Values may round to 101 %.

Valid responses exclude N/A and blank responses.