

STUDENT EXPERIENCE SURVEY - HDR

2016

College of Science, Engineering and Health
Survey Population: 955
Respondents: 357
Response Rate: 37.4%
Demographics (% of total sample size)
Commencement Year

Pre 2011	7
2011	5
2012	25
2013	59
2014	72
2015	118
2016	71

Age

<20	0%
21-24	8%
25-34	61%
35-44	23%
45+	8%

Gender

Male	62%
Female	38%

Citizenship

Australian	56%
International onshore	39%
International offshore	5%

Program Type

Master by research	11%
Doctorate by research	89%

Attendance Type

Full time	88%
Part time	11%

Location

On-campus	84%
Off-campus	15%

Milestones

Confirmation of candidature	61%
Completion seminar	18%

LOTE

Yes	70%
No	30%

Rural Relocatee

Yes	6%
No	94%

Main Funds Source

Employment	11%
Cadetship	0%
Family	8%
AusAid/IDP	1%
Home Government	7%
Scholarship	64%
Loan	1%
Savings	4%
Other	3%

Employment

Part time (1-14 hrs)	25%
Part time (15-20 hrs)	6%
Part time (21-34 hrs)	1%
Full time (35+ hrs)	17%
Not at all	51%

Research Degree Included

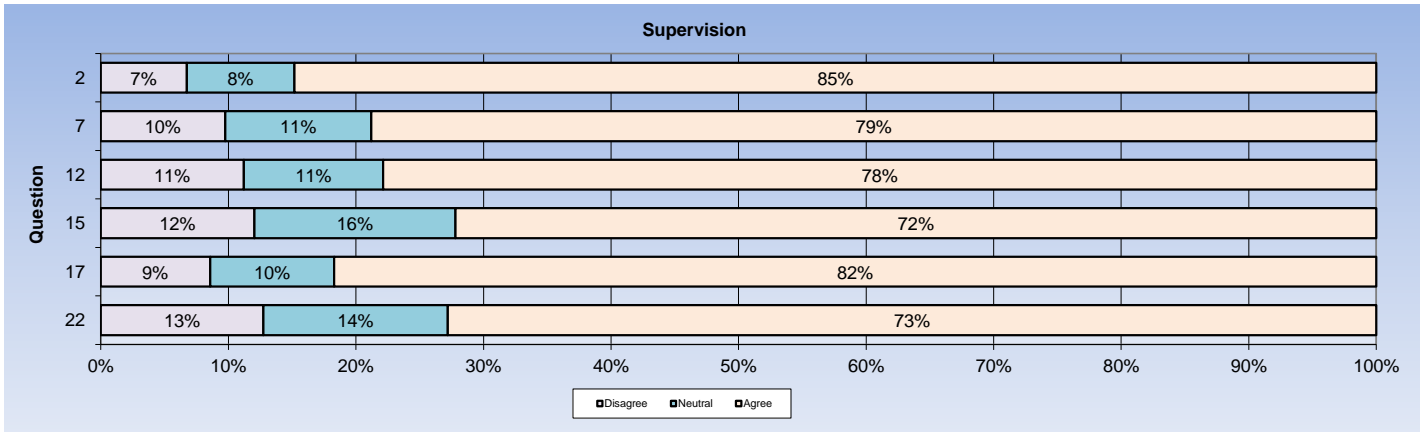
Working for industry	
Yes	13%
No	77%
Working with industry	
Yes	27%
No	66%
Industry internship	
Yes	18%
No	69%

Snapshot Scales 2016

Supervision	78.1%
Intellectual Climate	63.1%
Skill Development	87.4%
Overall Satisfaction	80.4%

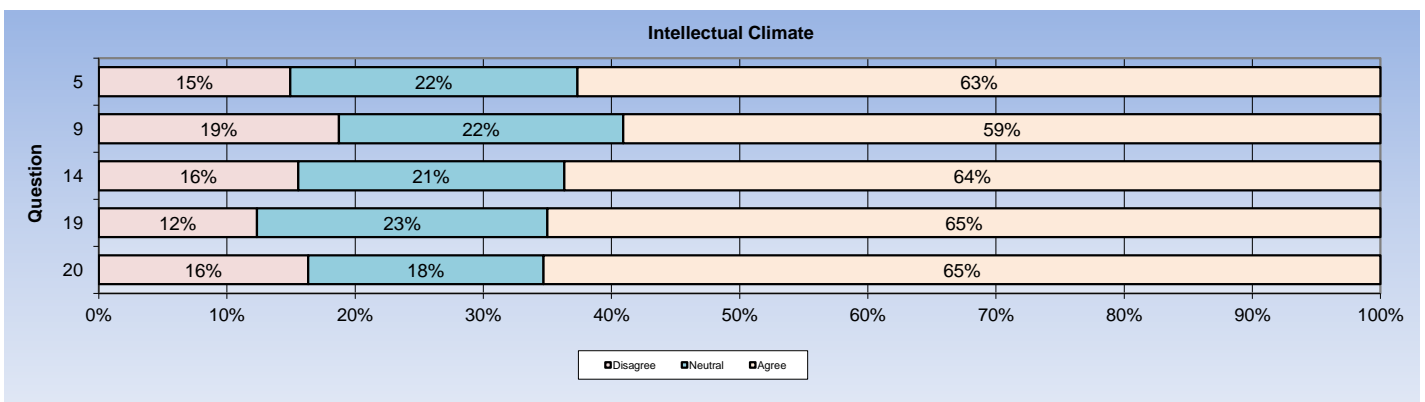
Supervision

	% AGREE					No. of Students
	Strongly Disagree	Disagree	Neutral	Agree	Strongly Agree	
	78.1%					
2. Supervision is available when I need it	1%	5%	8%	24%	61%	356
7. My supervisor(s) are making a real effort to understand difficulties that I face	5%	5%	11%	28%	51%	349
12. My supervisor(s) provide me with additional information relevant to my topic	3%	8%	11%	30%	48%	357
15. I have been given good guidance in topic selection and refinement	5%	7%	16%	32%	40%	349
17. My supervisor(s) are providing helpful feedback on my progress	3%	5%	10%	31%	51%	350
22. I received good guidance in my literature search	3%	10%	14%	33%	40%	353



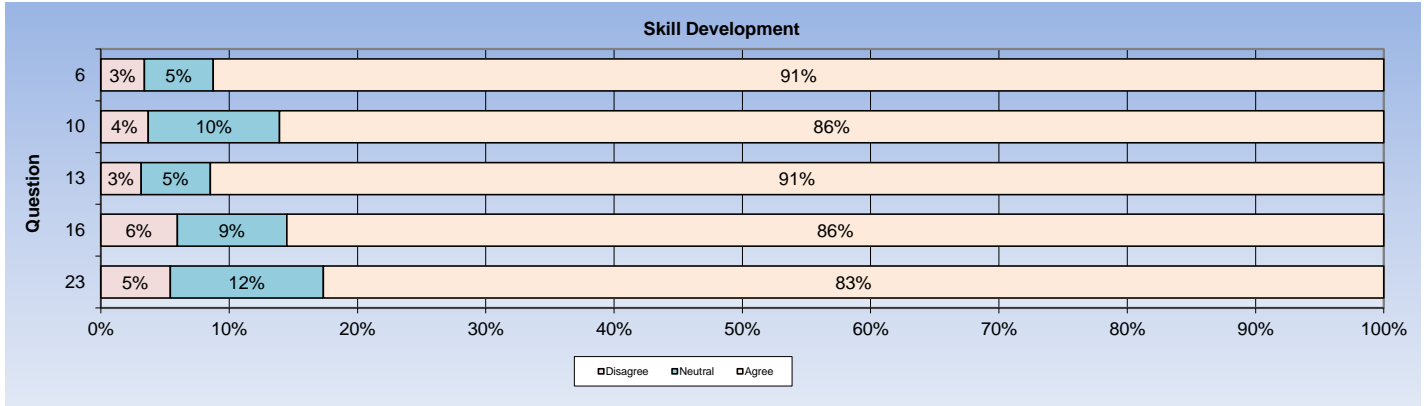
Intellectual Climate

	% AGREE					No. of Students
	Strongly Disagree	Disagree	Neutral	Agree	Strongly Agree	
	63.1%					
5. The school is providing opportunities for social contact with other postgraduate students	4%	11%	22%	33%	29%	348
9. I am becoming integrated into the school's community	6%	13%	22%	38%	21%	347
14. The school is providing opportunities for me to become involved in the broader research culture	7%	8%	21%	34%	30%	347
19. A good seminar program is being provided for postgraduate students	4%	8%	23%	36%	29%	340
20. The research context in my school is stimulating my work	5%	12%	18%	36%	29%	343



Skill Development

	% AGREE	Strongly Disagree			Strongly Agree	No. of Students	
	87.4%						
6. My research is developing my problem-solving skills		1%	2%	5%	36%	56%	354
10. I am learning to develop my ideas and present them in written work		1%	3%	10%	45%	41%	352
13. My research is sharpening my analytical skills		1%	2%	5%	39%	52%	352
16. Doing my research is helping me to develop my ability to plan my own work		1%	5%	9%	36%	50%	352
23. As my research progresses, I am feeling more confident about tackling unfamiliar problems		1%	4%	12%	39%	44%	352



Overall Satisfaction

	% AGREE	Strongly Disagree			Strongly Agree	No. of Students	
	80.4%						
26. Overall, I am satisfied with the quality of my higher degree research		3%	6%	11%	40%	40%	352

Others

	Strongly Disagree			Strongly Agree	No. of Students	
3. I have access to suitable working space	7%	6%	15%	30%	41%	347
8. I have good access to the technical support I need	4%	11%	19%	35%	31%	356
11. I am able to organise good access to necessary equipment	3%	9%	18%	38%	31%	337
24. I have appropriate financial support for my research project	10%	11%	14%	30%	35%	342
1. I am satisfied with the supervision I am receiving	3%	6%	10%	23%	59%	356
4. I am developing an understanding of the standard of work required for my research degree and the examination process	0%	3%	8%	45%	43%	356
18. I am being encouraged and supported to publish my research	2%	3%	9%	31%	55%	346
21. I am benefiting from having more than one supervisor	4%	9%	12%	28%	47%	344
25. I am developing transferable skills that will enable me to work in a broad range of contexts after I complete my degree	1%	6%	11%	36%	45%	341

Administration

	Strongly Disagree		Strongly Agree		No. of Students	
1. I find it easy to check my enrolment status and invoices online	2%	3%	9%	36%	49%	349
2. I'd know what to do if I had a problem with my student administration	5%	12%	10%	39%	34%	352
3. RMIT effectively resolves any student administration issue I might have	3%	10%	16%	38%	33%	334

Learning Support

Library - I am satisfied with...

	Strongly Disagree		Strongly Agree		No. of Students	
1. The Library's e-resources collection	1%	4%	9%	38%	48%	332
2. The Library's book collections	2%	4%	12%	38%	44%	323
3. The quality of service provided by Library staff	1%	1%	4%	35%	60%	326
4. The Library's facilities	2%	3%	9%	39%	48%	326
5. Library opening hours	2%	4%	12%	41%	42%	313

Computing Facilities - I am satisfied with...

	Strongly Disagree		Strongly Agree		No. of Students	
1. Access to computer facilities at RMIT	3%	6%	12%	32%	46%	325
2. Access to the specialist software that I require	6%	11%	19%	29%	35%	333
3. The availability of computer printing facilities	2%	3%	6%	34%	55%	337
4. The standard of service from computing support staff	4%	7%	14%	35%	40%	327

Learning Support Services - I am satisfied with...

	Strongly Disagree		Strongly Agree		No. of Students	
1. Study support	2%	4%	13%	42%	39%	236
2. Language support	3%	4%	19%	38%	37%	187
3. On Track workshop	3%	4%	18%	37%	38%	239
4. Statistical Consultancy	7%	4%	22%	36%	32%	190

Online Services

	Strongly Disagree		Strongly Agree		No. of Students	
1. I am satisfied with the Internet access provided by RMIT	3%	6%	16%	38%	37%	350
2. I find the online environment useful to collaborate with other staff or students about my research	4%	3%	11%	33%	50%	348

Communication

I have enough...

	Strongly Disagree		Strongly Agree		No. of Students	
1. Opportunities to discuss my academic work with my supervisor(s)	8%	12%	17%	34%	29%	349
2. Opportunities to work with other research students	3%	9%	12%	38%	38%	348
3. Contact with students in other disciplines	5%	9%	18%	38%	30%	321

Information Access

	Strongly Disagree				Strongly Agree	No. of Students
1. I know how and where to access information regarding management of and support for my candidature	2%	5%	9%	29%	55%	354
2. I know who the key HDR academic and administrative contacts are in my school	7%	12%	19%	32%	30%	339
3. The RMIT website is easy to navigate to find information I need	13%	18%	24%	22%	23%	336

Campus Life and Environment

	Strongly Disagree				Strongly Agree	No. of Students
1. The RMIT campus is a good place to spend time	7%	9%	20%	34%	31%	343
2. RMIT is friendly to people from all backgrounds	2%	3%	12%	38%	45%	344
3. I feel personally safe on campus	2%	4%	8%	35%	51%	348
4. I am treated fairly at RMIT	4%	4%	9%	38%	46%	342
5. I can balance my research with my work and home commitments	4%	10%	16%	36%	34%	348

Building and Facilities

	Strongly Disagree				Strongly Agree	No. of Students
<i>The following areas are well maintained...</i>						
1. Classrooms	3%	5%	13%	38%	42%	272
2. Lecture theatres	1%	4%	12%	41%	42%	278
3. Laboratories	5%	11%	15%	34%	35%	274
4. General access computer labs	3%	8%	16%	36%	38%	271
5. Lounge spaces	4%	5%	20%	31%	39%	312
6. Toilets	9%	9%	16%	32%	34%	348
7. Lifts	18%	14%	16%	25%	27%	321

Services and Programs for Students

<i>I am satisfied with the service or program...</i>	Strongly Disagree		Strongly Agree		No. of Students	
1. School of Graduate Research	3%	6%	13%	36%	42%	288
2. The Hub	3%	4%	16%	41%	37%	263
3. Health promotion	6%	8%	23%	30%	34%	159
4. Scholarship and financial advice	5%	11%	15%	28%	40%	267
5. Career planning and advice	4%	14%	22%	34%	26%	190
6. Housing advice and assistance	10%	9%	27%	27%	28%	132
7. International student advisory services	5%	9%	19%	32%	36%	138
8. Legal Advice	5%	6%	27%	35%	27%	126
9. Counselling services	1%	8%	25%	28%	37%	134
10. Disability support	2%	6%	30%	24%	38%	89
11. Student leadership programs	3%	8%	26%	31%	32%	131
12. Religious/spiritual services	8%	6%	25%	30%	32%	126

<i>This service is important to me...</i>	Yes	No	No. of Students
	1. School of Graduate Research	89%	11%
2. The Hub	71%	29%	259
3. Health promotion	57%	43%	249
4. Scholarship and financial advice	88%	12%	260
5. Career planning and advice	72%	28%	250
6. Housing advice and assistance	39%	61%	249
7. International student advisory services	45%	55%	249
8. Legal Advice	53%	47%	253
9. Counselling services	50%	50%	250
10. Disability support	28%	72%	244
11. Student leadership programs	45%	55%	242
12. Religious/spiritual services	30%	70%	249

RMIT Link

<i>I am satisfied with the service or program...</i>	Strongly Disagree		Strongly Agree		No. of Students	
1. Sport programs, sport clubs and recreation activities	6%	8%	19%	35%	32%	171
2. Visual arts, performing arts and gallery activities	3%	8%	26%	31%	31%	121

<i>This service is important to me...</i>	Yes	No	No. of Students
	1. Sport programs, sport clubs and recreation activities	62%	38%
2. Visual arts, performing arts and gallery activities	36%	64%	244

Student Union

I am satisfied with the service or program...

	Strongly Disagree				Strongly Agree	No. of Students
1. Representation of student interests to the University	6%	5%	25%	36%	28%	176
2. Campaigns, information and resources to improve conditions for students	5%	5%	26%	34%	29%	182
3. Advice and support if I had a problem with the University	7%	9%	22%	31%	31%	179
4. Social activities, bands and competitions	5%	6%	28%	30%	30%	169
5. Clubs and collectives	3%	6%	24%	34%	32%	152
6. Student media, such as Catalyst and RMITV	4%	8%	24%	30%	34%	136

This service is important to me...

	Yes	No	No. of Students
1. Representation of student interests to the University	61%	39%	241
2. Campaigns, information and resources to improve conditions for students	62%	38%	248
3. Advice and support if I had a problem with the University	67%	33%	243
4. Social activities, bands and competitions	50%	50%	244
5. Clubs and collectives	50%	50%	244
6. Student media, such as Catalyst and RMITV	43%	57%	242

Outcomes

	Strongly Disagree				Strongly Agree	No. of Students
1. As an RMIT graduate I will be highly employable	3%	9%	31%	33%	24%	336
2. My research training experience at RMIT will improve my career prospects	1%	6%	18%	41%	34%	349
3. RMIT generally responds well to student feedback	7%	10%	22%	35%	26%	315
4. I would recommend higher degree research programs at RMIT to others	8%	7%	18%	34%	34%	348

Notes

The scale % AGREE is calculated by adding up all the items scored Agree/Strongly Agree across all respondents. This is divided by the total number of items answered across all respondents. Blanks or N/A's are excluded. Percentages represent the %age of the total valid responses per question, with the exception of the demographics section which represent the %age of total responses. Charts are rescaled on valid responses to total 100%. Values may round to 101 %.

Valid responses exclude N/A and blank responses.