

# STUDENT EXPERIENCE SURVEY - HDR

## 2016

660H Graduate School of Business & Law  
BUS

Survey Population: 40  
Respondents: 9  
Response Rate: 22.5%

### Demographics (% of total sample size)

#### Commencement Year

Pre 2011	0
2011	1
2012	2
2013	2
2014	1
2015	3
2016	0

#### Age

<20	0%
21-24	0%
25-34	33%
35-44	44%
45+	22%

#### Gender

Male	56%
Female	44%

#### Citizenship

Australian	44%
International onshore	33%
International offshore	22%

#### Program Type

Master by research	11%
Doctorate by research	89%

#### Attendance Type

Full time	67%
Part time	33%

#### Location

On-campus	56%
Off-campus	44%

#### Milestones

Confirmation of candidature	44%
Completion seminar	44%

#### LOTE

Yes	78%
No	22%

#### Rural Relocatee

Yes	0%
No	100%

#### Main Funds Source

Employment	22%
Cadetship	0%
Family	11%
AusAid/IDP	0%
Home Government	11%
Scholarship	44%
Loan	0%
Savings	0%
Other	11%

#### Employment

Part time (1-14 hrs)	11%
Part time (15-20 hrs)	0%
Part time (21-34 hrs)	0%
Full time (35+ hrs)	44%
Not at all	44%

#### Research Degree Included

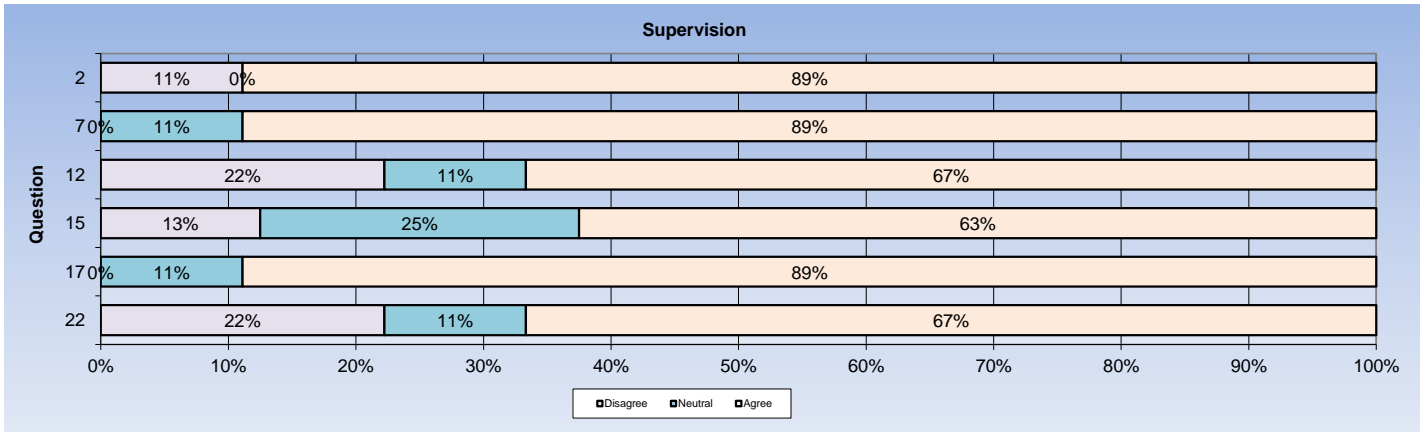
<b>Working for industry</b>	
Yes	11%
No	67%
<b>Working with industry</b>	
Yes	22%
No	67%
<b>Industry internship</b>	
Yes	22%
No	56%

#### Snapshot Scales 2016

Supervision	77.4%
Intellectual Climate	72.1%
Skill Development	82.2%
Overall Satisfaction	88.9%

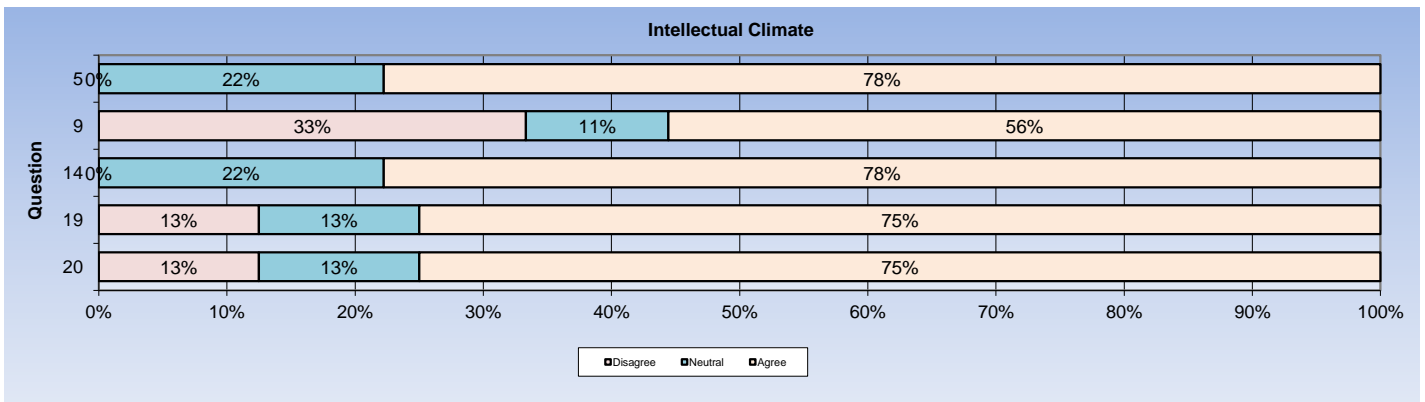
**Supervision**

	% AGREE					No. of
	Strongly Disagree	Disagree	Neutral	Agree	Strongly Agree	Students
	<b>77.4%</b>					
2. Supervision is available when I need it	0%	11%	0%	44%	44%	9
7. My supervisor(s) are making a real effort to understand difficulties that I face	0%	0%	11%	44%	44%	9
12. My supervisor(s) provide me with additional information relevant to my topic	0%	22%	11%	22%	44%	9
15. I have been given good guidance in topic selection and refinement	13%	0%	25%	13%	50%	8
17. My supervisor(s) are providing helpful feedback on my progress	0%	0%	11%	33%	56%	9
22. I received good guidance in my literature search	11%	11%	11%	22%	44%	9



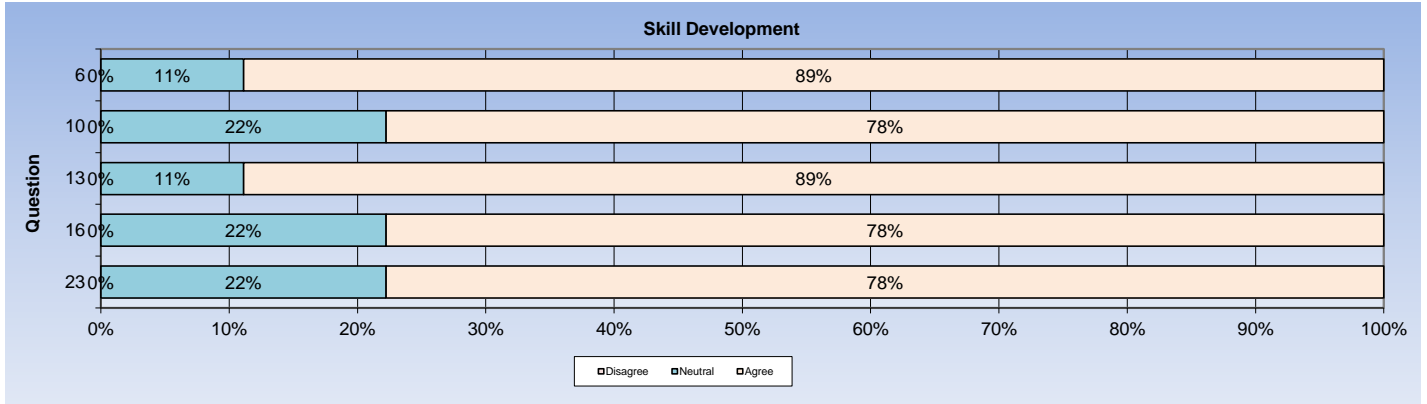
**Intellectual Climate**

	% AGREE					No. of
	Strongly Disagree	Disagree	Neutral	Agree	Strongly Agree	Students
	<b>72.1%</b>					
5. The school is providing opportunities for social contact with other postgraduate students	0%	0%	22%	44%	33%	9
9. I am becoming integrated into the school's community	0%	33%	11%	33%	22%	9
14. The school is providing opportunities for me to become involved in the broader research culture	0%	0%	22%	22%	56%	9
19. A good seminar program is being provided for postgraduate students	0%	13%	13%	38%	38%	8
20. The research context in my school is stimulating my work	0%	13%	13%	38%	38%	8



### Skill Development

	% AGREE	Strongly Disagree			Strongly Agree		No. of Students
	82.2%						
6. My research is developing my problem-solving skills		0%	0%	11%	33%	56%	9
10. I am learning to develop my ideas and present them in written work		0%	0%	22%	11%	67%	9
13. My research is sharpening my analytical skills		0%	0%	11%	33%	56%	9
16. Doing my research is helping me to develop my ability to plan my own work		0%	0%	22%	33%	44%	9
23. As my research progresses, I am feeling more confident about tackling unfamiliar problems		0%	0%	22%	33%	44%	9



### Overall Satisfaction

	% AGREE	Strongly Disagree			Strongly Agree		No. of Students
	88.9%						
26. Overall, I am satisfied with the quality of my higher degree research		0%	0%	11%	44%	44%	9

### Others

	Strongly Disagree			Strongly Agree		No. of Students
3. I have access to suitable working space	0%	0%	33%	17%	50%	6
8. I have good access to the technical support I need	0%	0%	43%	29%	29%	7
11. I am able to organise good access to necessary equipment	0%	0%	33%	17%	50%	6
24. I have appropriate financial support for my research project	11%	11%	11%	44%	22%	9
1. I am satisfied with the supervision I am receiving	0%	0%	11%	22%	67%	9
4. I am developing an understanding of the standard of work required for my research degree and the examination process	0%	0%	22%	22%	56%	9
18. I am being encouraged and supported to publish my research	0%	0%	33%	11%	56%	9
21. I am benefiting from having more than one supervisor	0%	0%	13%	38%	50%	8
25. I am developing transferable skills that will enable me to work in a broad range of contexts after I complete my degree	0%	0%	11%	44%	44%	9

**Administration**

	Strongly Disagree				Strongly Agree		No. of Students
1. I find it easy to check my enrolment status and invoices online	0%	0%	11%	56%	33%	9	
2. I'd know what to do if I had a problem with my student administration	0%	11%	11%	56%	22%	9	
3. RMIT effectively resolves any student administration issue I might have	0%	11%	11%	56%	22%	9	

**Learning Support**

**Library - I am satisfied with...**

	Strongly Disagree				Strongly Agree		No. of Students
1. The Library's e-resources collection	0%	0%	11%	33%	56%	9	
2. The Library's book collections	0%	0%	11%	56%	33%	9	
3. The quality of service provided by Library staff	0%	0%	22%	22%	56%	9	
4. The Library's facilities	0%	0%	22%	33%	44%	9	
5. Library opening hours	0%	0%	11%	44%	44%	9	

**Computing Facilities - I am satisfied with...**

	Strongly Disagree				Strongly Agree		No. of Students
1. Access to computer facilities at RMIT	0%	0%	25%	25%	50%	8	
2. Access to the specialist software that I require	0%	0%	38%	38%	25%	8	
3. The availability of computer printing facilities	0%	0%	25%	38%	38%	8	
4. The standard of service from computing support staff	0%	0%	22%	56%	22%	9	

**Learning Support Services - I am satisfied with...**

	Strongly Disagree				Strongly Agree		No. of Students
1. Study support	0%	0%	33%	17%	50%	6	
2. Language support	0%	0%	33%	33%	33%	6	
3. On Track workshop	0%	0%	29%	29%	43%	7	
4. Statistical Consultancy	0%	0%	60%	20%	20%	5	

**Online Services**

	Strongly Disagree				Strongly Agree		No. of Students
1. I am satisfied with the Internet access provided by RMIT	0%	11%	11%	33%	44%	9	
2. I find the online environment useful to collaborate with other staff or students about my research	0%	11%	11%	22%	56%	9	

**Communication**

**I have enough...**

	Strongly Disagree				Strongly Agree		No. of Students
1. Opportunities to discuss my academic work with my supervisor(s)	0%	11%	22%	44%	22%	9	
2. Opportunities to work with other research students	0%	0%	11%	33%	56%	9	
3. Contact with students in other disciplines	0%	11%	33%	33%	22%	9	

## Information Access

	Strongly Disagree				Strongly Agree	No. of Students
1. I know how and where to access information regarding management of and support for my candidature	0%	0%	22%	22%	56%	9
2. I know who the key HDR academic and administrative contacts are in my school	0%	44%	22%	0%	33%	9
3. The RMIT website is easy to navigate to find information I need	0%	33%	11%	11%	44%	9

## Campus Life and Environment

	Strongly Disagree				Strongly Agree	No. of Students
1. The RMIT campus is a good place to spend time	0%	11%	11%	33%	44%	9
2. RMIT is friendly to people from all backgrounds	0%	11%	11%	22%	56%	9
3. I feel personally safe on campus	0%	0%	0%	44%	56%	9
4. I am treated fairly at RMIT	0%	0%	11%	44%	44%	9
5. I can balance my research with my work and home commitments	0%	11%	22%	22%	44%	9

## Building and Facilities

	Strongly Disagree				Strongly Agree	No. of Students
<i>The following areas are well maintained...</i>						
1. Classrooms	0%	13%	13%	25%	50%	8
2. Lecture theatres	0%	0%	14%	43%	43%	7
3. Laboratories	0%	0%	25%	25%	50%	4
4. General access computer labs	0%	0%	20%	40%	40%	5
5. Lounge spaces	0%	0%	25%	50%	25%	8
6. Toilets	13%	0%	25%	50%	13%	8
7. Lifts	0%	0%	25%	50%	25%	8

## Services and Programs for Students

### *I am satisfied with the service or program...*

	Strongly Disagree				Strongly Agree	No. of Students
1. School of Graduate Research	0%	0%	25%	25%	50%	8
2. The Hub	0%	0%	33%	33%	33%	6
3. Health promotion	0%	25%	25%	25%	25%	4
4. Scholarship and financial advice	0%	17%	17%	17%	50%	6
5. Career planning and advice	0%	0%	57%	29%	14%	7
6. Housing advice and assistance	0%	0%	33%	33%	33%	3
7. International student advisory services	0%	25%	0%	25%	50%	4
8. Legal Advice	0%	0%	25%	25%	50%	4
9. Counselling services	0%	0%	25%	25%	50%	4
10. Disability support	0%	0%	67%	0%	33%	3
11. Student leadership programs	0%	20%	20%	20%	40%	5
12. Religious/spiritual services	0%	0%	50%	0%	50%	4

### *This service is important to me...*

	Yes	No	No. of Students
1. School of Graduate Research	100%	0%	6
2. The Hub	100%	0%	6
3. Health promotion	67%	33%	6
4. Scholarship and financial advice	86%	14%	7
5. Career planning and advice	71%	29%	7
6. Housing advice and assistance	43%	57%	7
7. International student advisory services	57%	43%	7
8. Legal Advice	57%	43%	7
9. Counselling services	57%	43%	7
10. Disability support	33%	67%	6
11. Student leadership programs	50%	50%	6
12. Religious/spiritual services	71%	29%	7

## RMIT Link

### *I am satisfied with the service or program...*

	Strongly Disagree				Strongly Agree	No. of Students
1. Sport programs, sport clubs and recreation activities	0%	0%	20%	60%	20%	5
2. Visual arts, performing arts and gallery activities	0%	0%	20%	60%	20%	5

### *This service is important to me...*

	Yes	No	No. of Students
1. Sport programs, sport clubs and recreation activities	67%	33%	6
2. Visual arts, performing arts and gallery activities	50%	50%	6

## Student Union

### *I am satisfied with the service or program...*

	Strongly Disagree				Strongly Agree	No. of Students
1. Representation of student interests to the University	0%	13%	25%	13%	50%	8
2. Campaigns, information and resources to improve conditions for students	0%	0%	38%	38%	25%	8
3. Advice and support if I had a problem with the University	0%	0%	29%	43%	29%	7
4. Social activities, bands and competitions	17%	17%	33%	17%	17%	6
5. Clubs and collectives	0%	20%	40%	20%	20%	5
6. Student media, such as Catalyst and RMITV	0%	0%	60%	20%	20%	5

### *This service is important to me...*

	Yes	No	No. of Students
1. Representation of student interests to the University	100%	0%	6
2. Campaigns, information and resources to improve conditions for students	83%	17%	6
3. Advice and support if I had a problem with the University	100%	0%	6
4. Social activities, bands and competitions	83%	17%	6
5. Clubs and collectives	67%	33%	6
6. Student media, such as Catalyst and RMITV	40%	60%	5

## Outcomes

	Strongly Disagree				Strongly Agree	No. of Students
1. As an RMIT graduate I will be highly employable	0%	0%	33%	67%	0%	9
2. My research training experience at RMIT will improve my career prospects	0%	0%	11%	33%	56%	9
3. RMIT generally responds well to student feedback	0%	0%	44%	33%	22%	9
4. I would recommend higher degree research programs at RMIT to others	0%	11%	33%	22%	33%	9

### Notes

The scale % AGREE is calculated by adding up all the items scored Agree/Strongly Agree across all respondents. This is divided by the total number of items answered across all respondents. Blanks or N/A's are excluded. Percentages represent the %age of the total valid responses per question, with the exception of the demographics section which represent the %age of total responses. Charts are rescaled on valid responses to total 100%. Values may round to 101 %. Valid responses exclude N/A and blank responses.