

STUDENT EXPERIENCE SURVEY - HDR

2016

**340H Art
DSC**
**Survey Population: 59
Respondents: 14
Response Rate: 23.7%**
Demographics (% of total sample size)
Commencement Year

Pre 2011	1
2011	0
2012	1
2013	4
2014	5
2015	3
2016	0

Age

<20	0%
21-24	0%
25-34	7%
35-44	50%
45+	43%

Gender

Male	43%
Female	57%

Citizenship

Australian	93%
International onshore	7%
International offshore	0%

Program Type

Master by research	14%
Doctorate by research	86%

Attendance Type

Full time	57%
Part time	43%

Location

On-campus	79%
Off-campus	21%

Milestones

Confirmation of candidature	71%
Completion seminar	29%

LOTE

Yes	7%
No	93%

Rural Relocatee

Yes	7%
No	93%

Main Funds Source

Employment	36%
Cadetship	0%
Family	7%
AusAid/IDP	0%
Home Government	0%
Scholarship	43%
Loan	0%
Savings	14%
Other	0%

Employment

Part time (1-14 hrs)	43%
Part time (15-20 hrs)	21%
Part time (21-34 hrs)	7%
Full time (35+ hrs)	14%
Not at all	14%

Research Degree Included

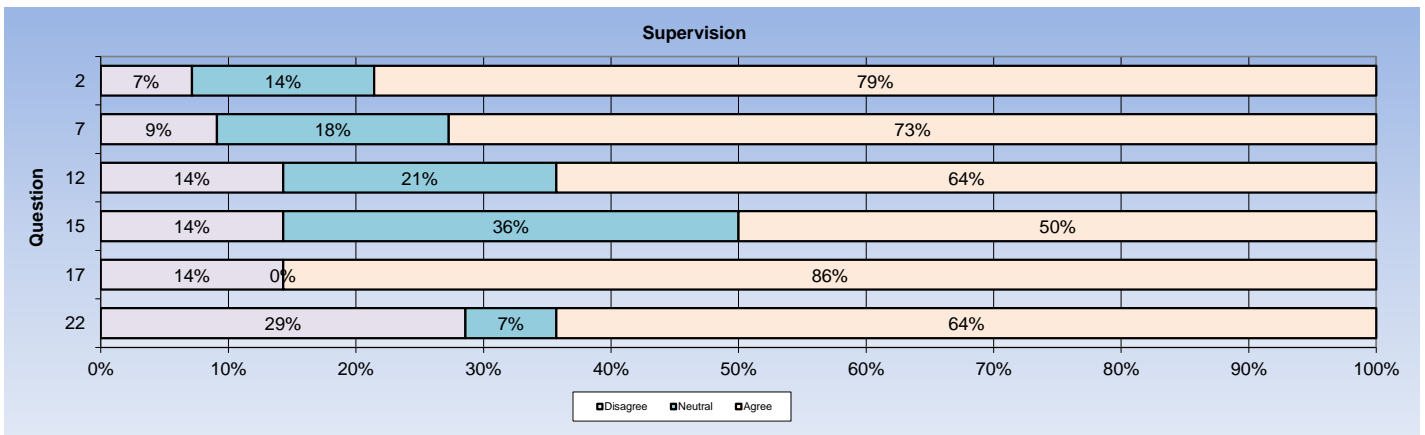
Working for industry	
Yes	29%
No	64%
Working with industry	
Yes	7%
No	86%
Industry internship	
Yes	7%
No	86%

Snapshot Scales 2016

Supervision	69.1%
Intellectual Climate	51.5%
Skill Development	81.2%
Overall Satisfaction	85.7%

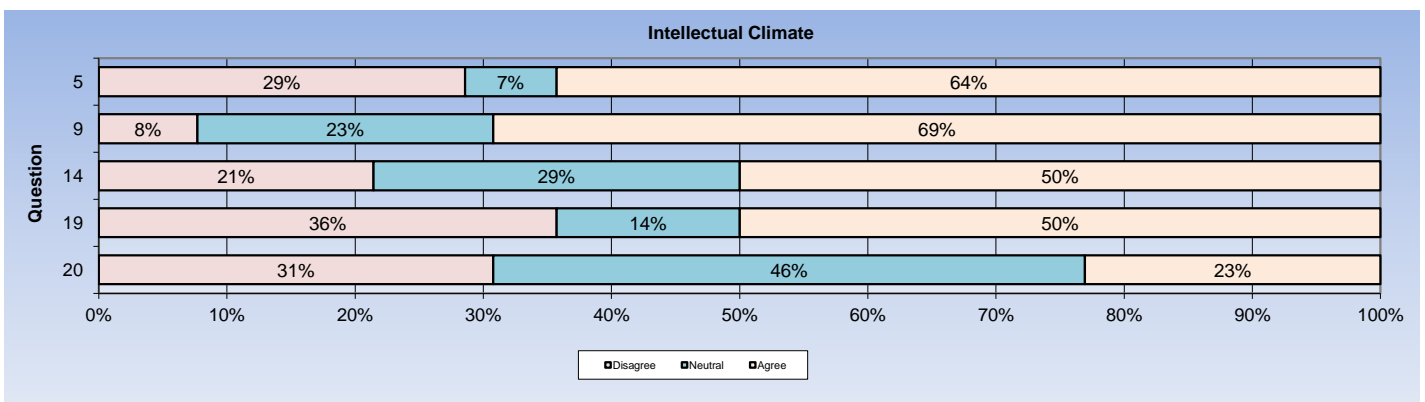
Supervision

	% AGREE					No. of
	Strongly Disagree	Disagree	Neutral	Agree	Strongly Agree	Students
	69.1%					
2. Supervision is available when I need it	7%	0%	14%	21%	57%	14
7. My supervisor(s) are making a real effort to understand difficulties that I face	9%	0%	18%	27%	45%	11
12. My supervisor(s) provide me with additional information relevant to my topic	14%	0%	21%	36%	29%	14
15. I have been given good guidance in topic selection and refinement	7%	7%	36%	21%	29%	14
17. My supervisor(s) are providing helpful feedback on my progress	7%	7%	0%	29%	57%	14
22. I received good guidance in my literature search	14%	14%	7%	50%	14%	14



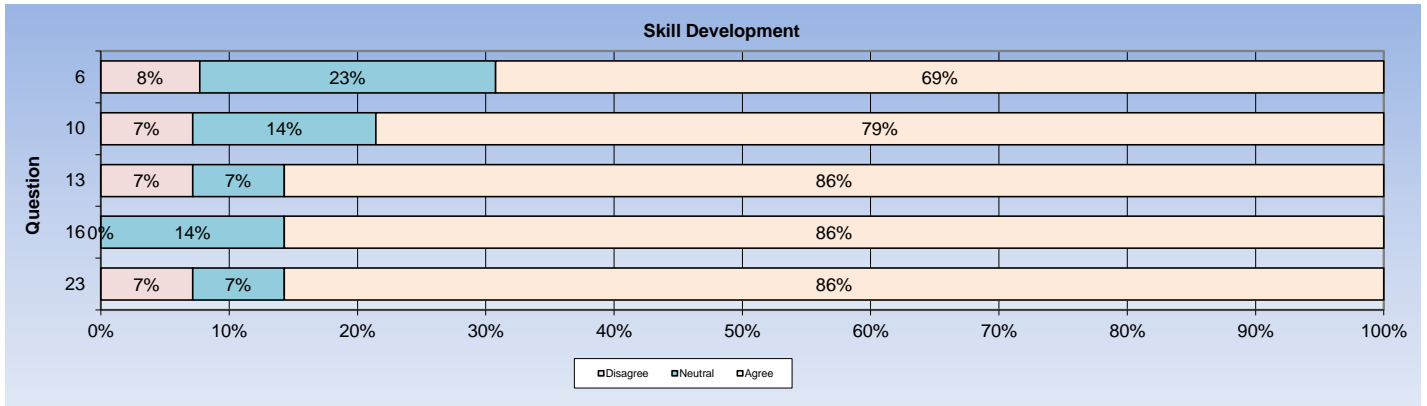
Intellectual Climate

	% AGREE					No. of
	Strongly Disagree	Disagree	Neutral	Agree	Strongly Agree	Students
	51.5%					
5. The school is providing opportunities for social contact with other postgraduate students	14%	14%	7%	21%	43%	14
9. I am becoming integrated into the school's community	8%	0%	23%	38%	31%	13
14. The school is providing opportunities for me to become involved in the broader research culture	7%	14%	29%	29%	21%	14
19. A good seminar program is being provided for postgraduate students	21%	14%	14%	21%	29%	14
20. The research context in my school is stimulating my work	8%	23%	46%	8%	15%	13



Skill Development

	% AGREE	Strongly Disagree			Strongly Agree	No. of Students	
	81.2%						
6. My research is developing my problem-solving skills		8%	0%	23%	31%	38%	13
10. I am learning to develop my ideas and present them in written work		7%	0%	14%	36%	43%	14
13. My research is sharpening my analytical skills		7%	0%	7%	43%	43%	14
16. Doing my research is helping me to develop my ability to plan my own work		0%	0%	14%	21%	64%	14
23. As my research progresses, I am feeling more confident about tackling unfamiliar problems		7%	0%	7%	57%	29%	14



Overall Satisfaction

	% AGREE	Strongly Disagree			Strongly Agree	No. of Students	
	85.7%						
26. Overall, I am satisfied with the quality of my higher degree research		7%	0%	7%	50%	36%	14

Others

	Strongly Disagree			Strongly Agree	No. of Students	
3. I have access to suitable working space	8%	8%	8%	31%	46%	13
8. I have good access to the technical support I need	8%	8%	8%	67%	8%	12
11. I am able to organise good access to necessary equipment	17%	0%	17%	58%	8%	12
24. I have appropriate financial support for my research project	15%	15%	8%	23%	38%	13
1. I am satisfied with the supervision I am receiving	7%	0%	14%	14%	64%	14
4. I am developing an understanding of the standard of work required for my research degree and the examination process	7%	0%	14%	43%	36%	14
18. I am being encouraged and supported to publish my research	14%	0%	50%	29%	7%	14
21. I am benefiting from having more than one supervisor	7%	0%	21%	29%	43%	14
25. I am developing transferable skills that will enable me to work in a broad range of contexts after I complete my degree	8%	8%	23%	31%	31%	13

Administration

	Strongly Disagree		Strongly Agree		No. of Students	
1. I find it easy to check my enrolment status and invoices online	14%	0%	43%	21%	21%	14
2. I'd know what to do if I had a problem with my student administration	7%	0%	14%	64%	14%	14
3. RMIT effectively resolves any student administration issue I might have	8%	15%	8%	46%	23%	13

Learning Support**Library - I am satisfied with...**

	Strongly Disagree		Strongly Agree		No. of Students	
1. The Library's e-resources collection	0%	8%	15%	31%	46%	13
2. The Library's book collections	7%	7%	29%	29%	29%	14
3. The quality of service provided by Library staff	0%	0%	14%	21%	64%	14
4. The Library's facilities	0%	0%	29%	29%	43%	14
5. Library opening hours	0%	0%	29%	14%	57%	14

Computing Facilities - I am satisfied with...

	Strongly Disagree		Strongly Agree		No. of Students	
1. Access to computer facilities at RMIT	0%	0%	38%	23%	38%	13
2. Access to the specialist software that I require	0%	9%	18%	36%	36%	11
3. The availability of computer printing facilities	8%	0%	33%	17%	42%	12
4. The standard of service from computing support staff	0%	9%	18%	9%	64%	11

Learning Support Services - I am satisfied with...

	Strongly Disagree		Strongly Agree		No. of Students	
1. Study support	20%	0%	40%	0%	40%	5
2. Language support	33%	0%	67%	0%	0%	3
3. On Track workshop	20%	20%	20%	20%	20%	5
4. Statistical Consultancy	33%	0%	67%	0%	0%	3

Online Services

	Strongly Disagree		Strongly Agree		No. of Students	
1. I am satisfied with the Internet access provided by RMIT	7%	14%	14%	50%	14%	14
2. I find the online environment useful to collaborate with other staff or students about my research	8%	8%	8%	38%	38%	13

Communication**I have enough...**

	Strongly Disagree		Strongly Agree		No. of Students	
1. Opportunities to discuss my academic work with my supervisor(s)	29%	29%	29%	14%	0%	14
2. Opportunities to work with other research students	0%	7%	14%	50%	29%	14
3. Contact with students in other disciplines	11%	0%	56%	33%	0%	9

Information Access

	Strongly Disagree			Strongly Agree		No. of Students
1. I know how and where to access information regarding management of and support for my candidature	14%	7%	7%	36%	36%	14
2. I know who the key HDR academic and administrative contacts are in my school	15%	8%	31%	38%	8%	13
3. The RMIT website is easy to navigate to find information I need	17%	42%	33%	8%	0%	12

Campus Life and Environment

	Strongly Disagree			Strongly Agree		No. of Students
1. The RMIT campus is a good place to spend time	0%	7%	36%	57%	0%	14
2. RMIT is friendly to people from all backgrounds	0%	8%	17%	50%	25%	12
3. I feel personally safe on campus	0%	0%	14%	64%	21%	14
4. I am treated fairly at RMIT	0%	0%	23%	62%	15%	13
5. I can balance my research with my work and home commitments	7%	14%	21%	43%	14%	14

Building and Facilities

	Strongly Disagree			Strongly Agree		No. of Students
<i>The following areas are well maintained...</i>						
1. Classrooms	0%	0%	64%	36%	0%	11
2. Lecture theatres	0%	0%	50%	50%	0%	10
3. Laboratories	0%	0%	100%	0%	0%	3
4. General access computer labs	0%	0%	38%	50%	13%	8
5. Lounge spaces	0%	0%	50%	50%	0%	10
6. Toilets	8%	23%	38%	31%	0%	13
7. Lifts	8%	15%	46%	31%	0%	13

Services and Programs for Students

I am satisfied with the service or program...

	Strongly Disagree				Strongly Agree	No. of Students
1. School of Graduate Research	7%	14%	29%	36%	14%	14
2. The Hub	14%	0%	29%	43%	14%	7
3. Health promotion	0%	0%	50%	50%	0%	4
4. Scholarship and financial advice	8%	8%	8%	42%	33%	12
5. Career planning and advice	50%	0%	0%	0%	50%	4
6. Housing advice and assistance	0%	33%	67%	0%	0%	3
7. International student advisory services	0%	0%	0%	100%	0%	1
8. Legal Advice	0%	0%	100%	0%	0%	2
9. Counselling services	0%	0%	40%	60%	0%	5
10. Disability support	0%	0%	100%	0%	0%	1
11. Student leadership programs	25%	25%	25%	25%	0%	4
12. Religious/spiritual services	0%	100%	0%	0%	0%	1

This service is important to me...

	Yes	No	No. of Students
1. School of Graduate Research	100%	0%	10
2. The Hub	78%	22%	9
3. Health promotion	60%	40%	10
4. Scholarship and financial advice	91%	9%	11
5. Career planning and advice	40%	60%	10
6. Housing advice and assistance	30%	70%	10
7. International student advisory services	40%	60%	10
8. Legal Advice	44%	56%	9
9. Counselling services	64%	36%	11
10. Disability support	50%	50%	10
11. Student leadership programs	40%	60%	10
12. Religious/spiritual services	30%	70%	10

RMIT Link

I am satisfied with the service or program...

	Strongly Disagree				Strongly Agree	No. of Students
1. Sport programs, sport clubs and recreation activities	0%	0%	67%	33%	0%	3
2. Visual arts, performing arts and gallery activities	0%	8%	0%	38%	54%	13

This service is important to me...

	Yes	No	No. of Students
1. Sport programs, sport clubs and recreation activities	45%	55%	11
2. Visual arts, performing arts and gallery activities	100%	0%	11

Student Union

I am satisfied with the service or program...

	Strongly Disagree			Strongly Agree	No. of Students	
1. Representation of student interests to the University	11%	0%	44%	22%	22%	9
2. Campaigns, information and resources to improve conditions for students	14%	14%	29%	29%	14%	7
3. Advice and support if I had a problem with the University	17%	0%	50%	17%	17%	6
4. Social activities, bands and competitions	0%	0%	60%	20%	20%	5
5. Clubs and collectives	0%	0%	33%	50%	17%	6
6. Student media, such as Catalyst and RMITV	0%	0%	67%	0%	33%	3

This service is important to me...

	Yes	No	No. of Students
1. Representation of student interests to the University	73%	27%	11
2. Campaigns, information and resources to improve conditions for students	80%	20%	10
3. Advice and support if I had a problem with the University	90%	10%	10
4. Social activities, bands and competitions	56%	44%	9
5. Clubs and collectives	70%	30%	10
6. Student media, such as Catalyst and RMITV	63%	38%	8

Outcomes

	Strongly Disagree			Strongly Agree	No. of Students	
1. As an RMIT graduate I will be highly employable	17%	17%	0%	58%	8%	12
2. My research training experience at RMIT will improve my career prospects	8%	0%	15%	46%	31%	13
3. RMIT generally responds well to student feedback	18%	9%	27%	45%	0%	11
4. I would recommend higher degree research programs at RMIT to others	7%	0%	29%	43%	21%	14

Notes

The scale % AGREE is calculated by adding up all the items scored Agree/Strongly Agree across all respondents. This is divided by the total number of items answered across all respondents. Blanks or N/A's are excluded. Percentages represent the %age of the total valid responses per question, with the exception of the demographics section which represent the %age of total responses. Charts are rescaled on valid responses to total 100%. Values may round to 101 %. Valid responses exclude N/A and blank responses.