

# STUDENT EXPERIENCE SURVEY - HDR

## 2016

**360H Education  
DSC**
**Survey Population: 45  
Respondents: 21  
Response Rate: 46.7%**
**Demographics (% of total sample size)**
**Commencement Year**

|          |   |
|----------|---|
| Pre 2011 | 1 |
| 2011     | 1 |
| 2012     | 2 |
| 2013     | 3 |
| 2014     | 4 |
| 2015     | 8 |
| 2016     | 2 |

**Age**

|       |     |
|-------|-----|
| <20   | 0%  |
| 21-24 | 0%  |
| 25-34 | 29% |
| 35-44 | 29% |
| 45+   | 43% |

**Gender**

|        |     |
|--------|-----|
| Male   | 24% |
| Female | 76% |

**Citizenship**

|                        |     |
|------------------------|-----|
| Australian             | 86% |
| International onshore  | 14% |
| International offshore | 0%  |

**Program Type**

|                       |     |
|-----------------------|-----|
| Master by research    | 24% |
| Doctorate by research | 76% |

**Attendance Type**

|           |     |
|-----------|-----|
| Full time | 57% |
| Part time | 43% |

**Location**

|            |     |
|------------|-----|
| On-campus  | 43% |
| Off-campus | 57% |

**Milestones**

|                             |     |
|-----------------------------|-----|
| Confirmation of candidature | 57% |
| Completion seminar          | 29% |

**LOTE**

|     |     |
|-----|-----|
| Yes | 29% |
| No  | 71% |

**Rural Relocatee**

|     |      |
|-----|------|
| Yes | 0%   |
| No  | 100% |

**Main Funds Source**

|                 |     |
|-----------------|-----|
| Employment      | 38% |
| Cadetship       | 0%  |
| Family          | 5%  |
| AusAid/IDP      | 0%  |
| Home Government | 10% |
| Scholarship     | 29% |
| Loan            | 0%  |
| Savings         | 14% |
| Other           | 5%  |

**Employment**

|                       |     |
|-----------------------|-----|
| Part time (1-14 hrs)  | 24% |
| Part time (15-20 hrs) | 5%  |
| Part time (21-34 hrs) | 5%  |
| Full time (35+ hrs)   | 33% |
| Not at all            | 33% |

**Research Degree Included**

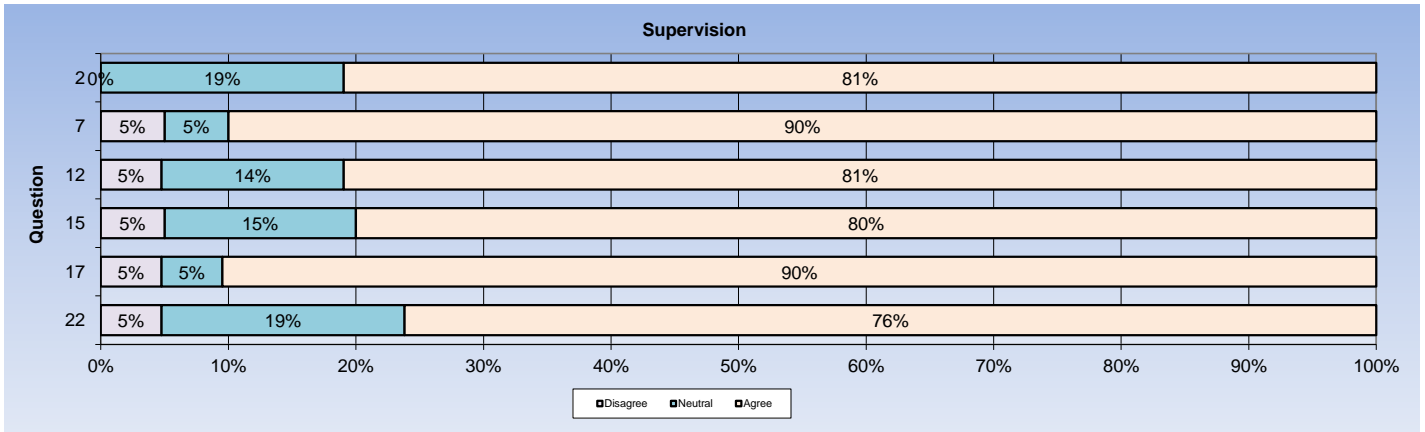
|                              |     |
|------------------------------|-----|
| <b>Working for industry</b>  |     |
| Yes                          | 10% |
| No                           | 71% |
| <b>Working with industry</b> |     |
| Yes                          | 10% |
| No                           | 67% |
| <b>Industry internship</b>   |     |
| Yes                          | 10% |
| No                           | 67% |

**Snapshot Scales 2016**

|                      |       |
|----------------------|-------|
| Supervision          | 83.1% |
| Intellectual Climate | 58.3% |
| Skill Development    | 86.4% |
| Overall Satisfaction | 90.0% |

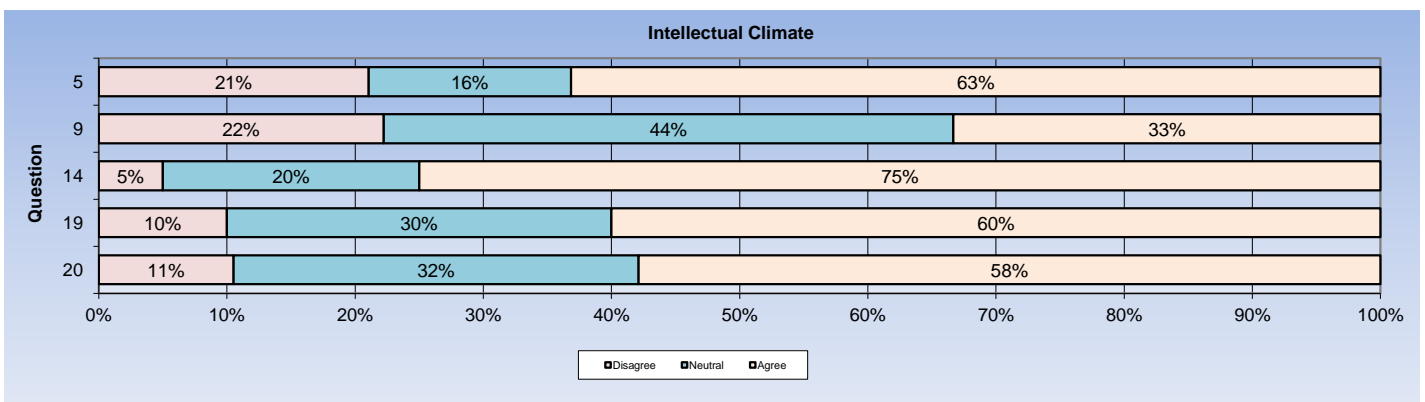
**Supervision**

|   | % AGREE           |          |         |       |                | No. of   |
|---|-------------------|----------|---------|-------|----------------|----------|
|   | Strongly Disagree | Disagree | Neutral | Agree | Strongly Agree | Students |
|   | <b>83.1%</b>      |          |         |       |                |          |
| 2. Supervision is available when I need it  | 0%                | 0%       | 19%     | 19%   | 62%            | 21       |
| 7. My supervisor(s) are making a real effort to understand difficulties that I face | 5%                | 0%       | 5%      | 40%   | 50%            | 20       |
| 12. My supervisor(s) provide me with additional information relevant to my topic    | 0%                | 5%       | 14%     | 29%   | 52%            | 21       |
| 15. I have been given good guidance in topic selection and refinement               | 0%                | 5%       | 15%     | 45%   | 35%            | 20       |
| 17. My supervisor(s) are providing helpful feedback on my progress                  | 0%                | 5%       | 5%      | 43%   | 48%            | 21       |
| 22. I received good guidance in my literature search                                | 5%                | 0%       | 19%     | 29%   | 48%            | 21       |



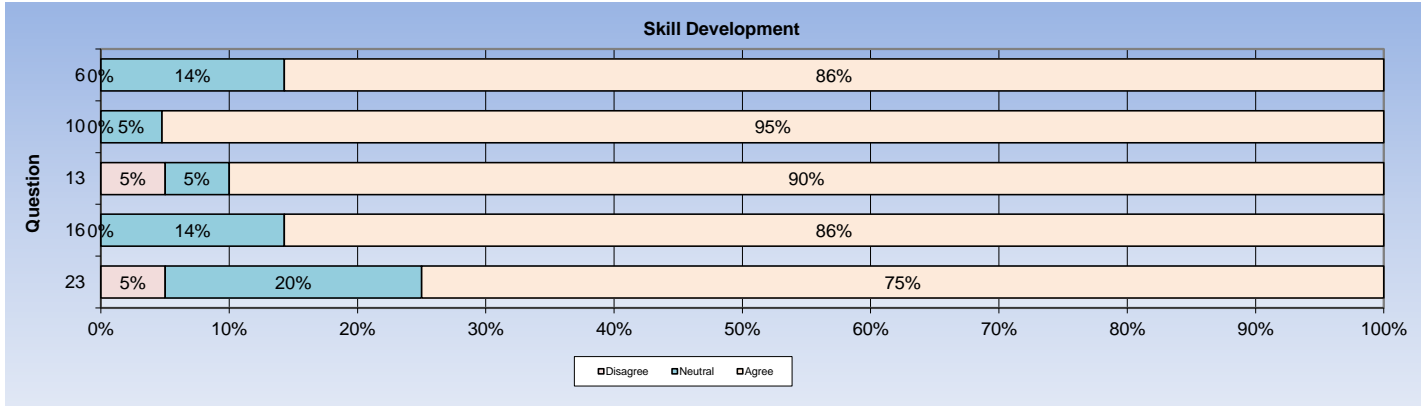
**Intellectual Climate**

|   | % AGREE           |          |         |       |                | No. of   |
|---|-------------------|----------|---------|-------|----------------|----------|
|   | Strongly Disagree | Disagree | Neutral | Agree | Strongly Agree | Students |
|   | <b>58.3%</b>      |          |         |       |                |          |
| 5. The school is providing opportunities for social contact with other postgraduate students        | 11%               | 11%      | 16%     | 42%   | 21%            | 19       |
| 9. I am becoming integrated into the school's community   | 11%               | 11%      | 44%     | 22%   | 11%            | 18       |
| 14. The school is providing opportunities for me to become involved in the broader research culture | 5%                | 0%       | 20%     | 40%   | 35%            | 20       |
| 19. A good seminar program is being provided for postgraduate students                              | 10%               | 0%       | 30%     | 40%   | 20%            | 20       |
| 20. The research context in my school is stimulating my work  | 11%               | 0%       | 32%     | 42%   | 16%            | 19       |



### Skill Development

|   | % AGREE | Strongly Disagree | Disagree | Neutral | Agree | Strongly Agree | No. of Students |
|---|---------|-------------------|----------|---------|-------|----------------|-----------------|
|   | 86.4%   |                   |          |         |       |                |                 |
| 6. My research is developing my problem-solving skills  |         | 0%                | 0%       | 14%     | 52%   | 33%            | 21              |
| 10. I am learning to develop my ideas and present them in written work                        |         | 0%                | 0%       | 5%      | 67%   | 29%            | 21              |
| 13. My research is sharpening my analytical skills  |         | 0%                | 5%       | 5%      | 50%   | 40%            | 20              |
| 16. Doing my research is helping me to develop my ability to plan my own work                 |         | 0%                | 0%       | 14%     | 38%   | 48%            | 21              |
| 23. As my research progresses, I am feeling more confident about tackling unfamiliar problems |         | 0%                | 5%       | 20%     | 40%   | 35%            | 20              |



### Overall Satisfaction

|   | % AGREE | Strongly Disagree | Disagree | Neutral | Agree | Strongly Agree | No. of Students |
|---|---------|-------------------|----------|---------|-------|----------------|-----------------|
|   | 90.0%   |                   |          |         |       |                |                 |
| 26. Overall, I am satisfied with the quality of my higher degree research |         | 0%                | 5%       | 5%      | 55%   | 35%            | 20              |

### Others

|   | Strongly Disagree | Disagree | Neutral | Agree | Strongly Agree | No. of Students |
|---|-------------------|----------|---------|-------|----------------|-----------------|
| 3. I have access to suitable working space  | 13%               | 6%       | 38%     | 19%   | 25%            | 16              |
| 8. I have good access to the technical support I need   | 0%                | 11%      | 37%     | 32%   | 21%            | 19              |
| 11. I am able to organise good access to necessary equipment  | 7%                | 7%       | 33%     | 40%   | 13%            | 15              |
| 24. I have appropriate financial support for my research project  | 11%               | 17%      | 28%     | 28%   | 17%            | 18              |
| 1. I am satisfied with the supervision I am receiving   | 0%                | 5%       | 19%     | 14%   | 62%            | 21              |
| 4. I am developing an understanding of the standard of work required for my research degree and the examination process     | 0%                | 0%       | 19%     | 38%   | 43%            | 21              |
| 18. I am being encouraged and supported to publish my research  | 5%                | 5%       | 20%     | 40%   | 30%            | 20              |
| 21. I am benefiting from having more than one supervisor  | 5%                | 15%      | 10%     | 25%   | 45%            | 20              |
| 25. I am developing transferable skills that will enable me to work in a broad range of contexts after I complete my degree | 0%                | 5%       | 38%     | 33%   | 24%            | 21              |

**Administration**

1. I find it easy to check my enrolment status and invoices online
2. I'd know what to do if I had a problem with my student administration
3. RMIT effectively resolves any student administration issue I might have

|  | Strongly Disagree |     |     |     | Strongly Agree | No. of Students |
|--|-------------------|-----|-----|-----|----------------|-----------------|
|  | 0%                | 10% | 14% | 52% | 24%            | 21              |
|  | 5%                | 5%  | 29% | 38% | 24%            | 21              |
|  | 0%                | 10% | 20% | 45% | 25%            | 20              |

**Learning Support**

**Library - I am satisfied with...**

1. The Library's e-resources collection
2. The Library's book collections
3. The quality of service provided by Library staff
4. The Library's facilities
5. Library opening hours

|  | Strongly Disagree |     |     |     | Strongly Agree | No. of Students |
|--|-------------------|-----|-----|-----|----------------|-----------------|
|  | 0%                | 5%  | 24% | 52% | 19%            | 21              |
|  | 6%                | 6%  | 33% | 50% | 6%             | 18              |
|  | 0%                | 0%  | 25% | 45% | 30%            | 20              |
|  | 0%                | 22% | 22% | 28% | 28%            | 18              |
|  | 6%                | 0%  | 29% | 41% | 24%            | 17              |

**Computing Facilities - I am satisfied with...**

1. Access to computer facilities at RMIT
2. Access to the specialist software that I require
3. The availability of computer printing facilities
4. The standard of service from computing support staff

|  | Strongly Disagree |     |     |     | Strongly Agree | No. of Students |
|--|-------------------|-----|-----|-----|----------------|-----------------|
|  | 6%                | 6%  | 25% | 38% | 25%            | 16              |
|  | 0%                | 6%  | 29% | 41% | 24%            | 17              |
|  | 6%                | 13% | 25% | 38% | 19%            | 16              |
|  | 0%                | 6%  | 35% | 24% | 35%            | 17              |

**Learning Support Services - I am satisfied with...**

1. Study support
2. Language support
3. On Track workshop
4. Statistical Consultancy

|  | Strongly Disagree |     |     |     | Strongly Agree | No. of Students |
|--|-------------------|-----|-----|-----|----------------|-----------------|
|  | 0%                | 10% | 20% | 40% | 30%            | 10              |
|  | 13%               | 13% | 0%  | 50% | 25%            | 8               |
|  | 8%                | 17% | 8%  | 42% | 25%            | 12              |
|  | 20%               | 10% | 10% | 40% | 20%            | 10              |

**Online Services**

1. I am satisfied with the Internet access provided by RMIT
2. I find the online environment useful to collaborate with other staff or students about my research

|  | Strongly Disagree |    |     |     | Strongly Agree | No. of Students |
|--|-------------------|----|-----|-----|----------------|-----------------|
|  | 0%                | 5% | 25% | 50% | 20%            | 20              |
|  | 0%                | 0% | 15% | 65% | 20%            | 20              |

**Communication**

**I have enough...**

1. Opportunities to discuss my academic work with my supervisor(s)
2. Opportunities to work with other research students
3. Contact with students in other disciplines

|  | Strongly Disagree |     |     |     | Strongly Agree | No. of Students |
|--|-------------------|-----|-----|-----|----------------|-----------------|
|  | 11%               | 21% | 21% | 37% | 11%            | 19              |
|  | 0%                | 5%  | 15% | 55% | 25%            | 20              |
|  | 6%                | 25% | 25% | 25% | 19%            | 16              |

### Information Access

|  | Strongly Disagree |     | Strongly Agree |     | No. of Students |    |
|--|-------------------|-----|----------------|-----|-----------------|----|
| 1. I know how and where to access information regarding management of and support for my candidature | 0%                | 0%  | 20%            | 25% | 55%             | 20 |
| 2. I know who the key HDR academic and administrative contacts are in my school                      | 24%               | 12% | 35%            | 24% | 6%              | 17 |
| 3. The RMIT website is easy to navigate to find information I need                                   | 19%               | 31% | 25%            | 19% | 6%              | 16 |

### Campus Life and Environment

|  | Strongly Disagree |     | Strongly Agree |     | No. of Students |    |
|--|-------------------|-----|----------------|-----|-----------------|----|
| 1. The RMIT campus is a good place to spend time               | 7%                | 13% | 40%            | 27% | 13%             | 15 |
| 2. RMIT is friendly to people from all backgrounds             | 6%                | 6%  | 19%            | 44% | 25%             | 16 |
| 3. I feel personally safe on campus                            | 5%                | 5%  | 26%            | 47% | 16%             | 19 |
| 4. I am treated fairly at RMIT                                 | 6%                | 0%  | 12%            | 47% | 35%             | 17 |
| 5. I can balance my research with my work and home commitments | 5%                | 5%  | 32%            | 37% | 21%             | 19 |

### Building and Facilities

|   | Strongly Disagree |     | Strongly Agree |     | No. of Students |    |
|---|-------------------|-----|----------------|-----|-----------------|----|
| <i>The following areas are well maintained...</i> |                   |     |                |     |                 |    |
| 1. Classrooms                                     | 0%                | 8%  | 8%             | 50% | 33%             | 12 |
| 2. Lecture theatres                               | 0%                | 0%  | 18%            | 36% | 45%             | 11 |
| 3. Laboratories                                   | 0%                | 0%  | 20%            | 40% | 40%             | 5  |
| 4. General access computer labs                   | 0%                | 9%  | 18%            | 36% | 36%             | 11 |
| 5. Lounge spaces                                  | 0%                | 0%  | 29%            | 43% | 29%             | 14 |
| 6. Toilets  | 0%                | 11% | 11%            | 56% | 22%             | 18 |
| 7. Lifts  | 6%                | 0%  | 12%            | 59% | 24%             | 17 |

## Services and Programs for Students

### *I am satisfied with the service or program...*

|  | Strongly Disagree |     | Strongly Agree |     | No. of Students |    |
|--|-------------------|-----|----------------|-----|-----------------|----|
| 1. School of Graduate Research             | 0%                | 8%  | 25%            | 42% | 25%             | 12 |
| 2. The Hub                                 | 0%                | 0%  | 15%            | 69% | 15%             | 13 |
| 3. Health promotion                        | 0%                | 50% | 0%             | 25% | 25%             | 4  |
| 4. Scholarship and financial advice        | 0%                | 22% | 11%            | 33% | 33%             | 9  |
| 5. Career planning and advice              | 0%                | 20% | 20%            | 20% | 40%             | 5  |
| 6. Housing advice and assistance           | 0%                | 25% | 0%             | 50% | 25%             | 4  |
| 7. International student advisory services | 0%                | 0%  | 0%             | 60% | 40%             | 5  |
| 8. Legal Advice                            | 0%                | 0%  | 0%             | 60% | 40%             | 5  |
| 9. Counselling services                    | 17%               | 0%  | 17%            | 33% | 33%             | 6  |
| 10. Disability support                     | 0%                | 25% | 0%             | 50% | 25%             | 4  |
| 11. Student leadership programs            | 0%                | 0%  | 25%            | 50% | 25%             | 4  |
| 12. Religious/spiritual services           | 0%                | 0%  | 0%             | 75% | 25%             | 4  |

### *This service is important to me...*

|  | Yes  | No  | No. of Students |
|--|------|-----|-----------------|
| 1. School of Graduate Research             | 100% | 0%  | 12              |
| 2. The Hub                                 | 54%  | 46% | 13              |
| 3. Health promotion                        | 29%  | 71% | 14              |
| 4. Scholarship and financial advice        | 56%  | 44% | 16              |
| 5. Career planning and advice              | 43%  | 57% | 14              |
| 6. Housing advice and assistance           | 21%  | 79% | 14              |
| 7. International student advisory services | 14%  | 86% | 14              |
| 8. Legal Advice                            | 21%  | 79% | 14              |
| 9. Counselling services                    | 36%  | 64% | 14              |
| 10. Disability support                     | 21%  | 79% | 14              |
| 11. Student leadership programs            | 14%  | 86% | 14              |
| 12. Religious/spiritual services           | 14%  | 86% | 14              |

## RMIT Link

### *I am satisfied with the service or program...*

|  | Strongly Disagree |    | Strongly Agree |     | No. of Students |   |
|--|-------------------|----|----------------|-----|-----------------|---|
| 1. Sport programs, sport clubs and recreation activities | 0%                | 0% | 33%            | 33% | 33%             | 3 |
| 2. Visual arts, performing arts and gallery activities   | 0%                | 0% | 20%            | 60% | 20%             | 5 |

### *This service is important to me...*

|  | Yes | No  | No. of Students |
|--|-----|-----|-----------------|
| 1. Sport programs, sport clubs and recreation activities | 21% | 79% | 14              |
| 2. Visual arts, performing arts and gallery activities   | 38% | 62% | 13              |

## Student Union

### *I am satisfied with the service or program...*

|  | Strongly Disagree |     |     |     | Strongly Agree | No. of Students |
|--|-------------------|-----|-----|-----|----------------|-----------------|
| 1. Representation of student interests to the University                   | 0%                | 17% | 33% | 33% | 17%            | 6               |
| 2. Campaigns, information and resources to improve conditions for students | 0%                | 17% | 17% | 50% | 17%            | 6               |
| 3. Advice and support if I had a problem with the University               | 0%                | 10% | 20% | 50% | 20%            | 10              |
| 4. Social activities, bands and competitions                               | 0%                | 0%  | 40% | 40% | 20%            | 5               |
| 5. Clubs and collectives   | 0%                | 0%  | 50% | 25% | 25%            | 4               |
| 6. Student media, such as Catalyst and RMITV                               | 0%                | 0%  | 40% | 40% | 20%            | 5               |

### *This service is important to me...*

|  | Yes | No  | No. of Students |
|--|-----|-----|-----------------|
| 1. Representation of student interests to the University                   | 46% | 54% | 13              |
| 2. Campaigns, information and resources to improve conditions for students | 54% | 46% | 13              |
| 3. Advice and support if I had a problem with the University               | 62% | 38% | 13              |
| 4. Social activities, bands and competitions                               | 23% | 77% | 13              |
| 5. Clubs and collectives   | 23% | 77% | 13              |
| 6. Student media, such as Catalyst and RMITV                               | 31% | 69% | 13              |

## Outcomes

|   | Strongly Disagree |     |     |     | Strongly Agree | No. of Students |
|---|-------------------|-----|-----|-----|----------------|-----------------|
| 1. As an RMIT graduate I will be highly employable                          | 5%                | 5%  | 25% | 50% | 15%            | 20              |
| 2. My research training experience at RMIT will improve my career prospects | 0%                | 10% | 10% | 67% | 14%            | 21              |
| 3. RMIT generally responds well to student feedback                         | 0%                | 6%  | 29% | 41% | 24%            | 17              |
| 4. I would recommend higher degree research programs at RMIT to others      | 0%                | 5%  | 14% | 48% | 33%            | 21              |

### Notes

The scale % AGREE is calculated by adding up all the items scored Agree/Strongly Agree across all respondents. This is divided by the total number of items answered across all respondents. Blanks or N/A's are excluded. Percentages represent the %age of the total valid responses per question, with the exception of the demographics section which represent the %age of total responses. Charts are rescaled on valid responses to total 100%. Values may round to 101 %.

Valid responses exclude N/A and blank responses.