

STUDENT EXPERIENCE SURVEY - HDR

2016

**125H Electrical & Computer Engineering
SEH**
**Survey Population: 148
Respondents: 50
Response Rate: 33.8%**
Demographics (% of total sample size)
Commencement Year

Pre 2011	1
2011	0
2012	4
2013	4
2014	10
2015	15
2016	16

Age

<20	0%
21-24	6%
25-34	68%
35-44	22%
45+	4%

Gender

Male	78%
Female	22%

Citizenship

Australian	56%
International onshore	32%
International offshore	12%

Program Type

Master by research	6%
Doctorate by research	94%

Attendance Type

Full time	96%
Part time	4%

Location

On-campus	84%
Off-campus	14%

Milestones

Confirmation of candidature	56%
Completion seminar	14%

LOTE

Yes	72%
No	28%

Rural Relocatee

Yes	4%
No	96%

Main Funds Source

Employment	6%
Cadetship	0%
Family	6%
AusAid/IDP	0%
Home Government	8%
Scholarship	64%
Loan	0%
Savings	10%
Other	6%

Employment

Part time (1-14 hrs)	34%
Part time (15-20 hrs)	2%
Part time (21-34 hrs)	2%
Full time (35+ hrs)	14%
Not at all	48%

Research Degree Included

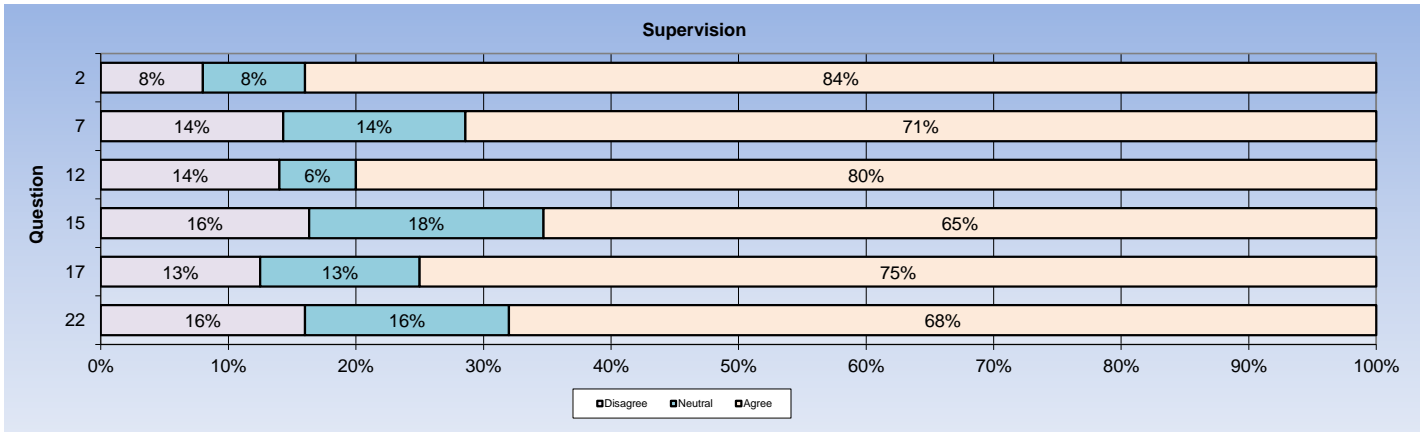
Working for industry	
Yes	10%
No	78%
Working with industry	
Yes	14%
No	74%
Industry internship	
Yes	18%
No	66%

Snapshot Scales 2016

Supervision	74.0%
Intellectual Climate	52.1%
Skill Development	81.7%
Overall Satisfaction	70.0%

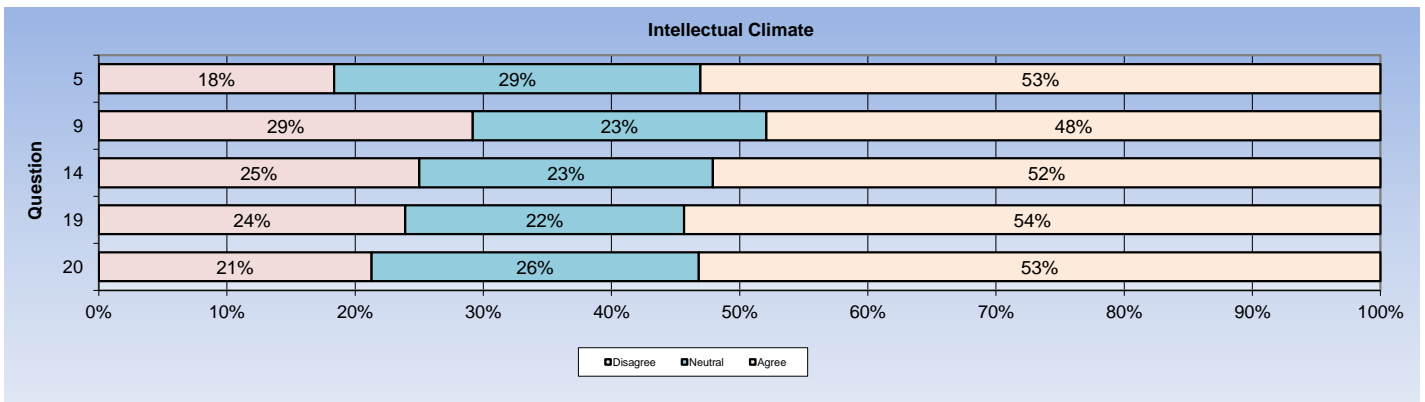
Supervision

	% AGREE					No. of
	Strongly Disagree	Disagree	Neutral	Agree	Strongly Agree	Students
	74.0%					
2. Supervision is available when I need it	4%	4%	8%	24%	60%	50
7. My supervisor(s) are making a real effort to understand difficulties that I face	10%	4%	14%	20%	51%	49
12. My supervisor(s) provide me with additional information relevant to my topic	6%	8%	6%	30%	50%	50
15. I have been given good guidance in topic selection and refinement	8%	8%	18%	31%	35%	49
17. My supervisor(s) are providing helpful feedback on my progress	8%	4%	13%	29%	46%	48
22. I received good guidance in my literature search	2%	14%	16%	24%	44%	50



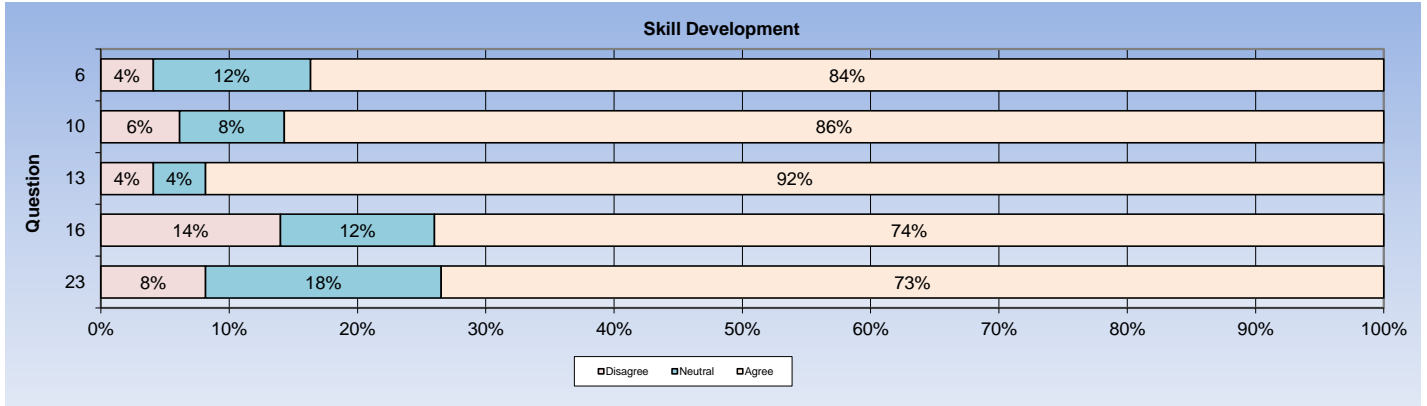
Intellectual Climate

	% AGREE					No. of
	Strongly Disagree	Disagree	Neutral	Agree	Strongly Agree	Students
	52.1%					
5. The school is providing opportunities for social contact with other postgraduate students	6%	12%	29%	27%	27%	49
9. I am becoming integrated into the school's community	10%	19%	23%	33%	15%	48
14. The school is providing opportunities for me to become involved in the broader research culture	10%	15%	23%	25%	27%	48
19. A good seminar program is being provided for postgraduate students	9%	15%	22%	30%	24%	46
20. The research context in my school is stimulating my work	9%	13%	26%	23%	30%	47



Skill Development

	% AGREE	Strongly Disagree			Strongly Agree	No. of Students	
	81.7%						
6. My research is developing my problem-solving skills		0%	4%	12%	33%	51%	49
10. I am learning to develop my ideas and present them in written work		0%	6%	8%	43%	43%	49
13. My research is sharpening my analytical skills		2%	2%	4%	43%	49%	49
16. Doing my research is helping me to develop my ability to plan my own work		0%	14%	12%	32%	42%	50
23. As my research progresses, I am feeling more confident about tackling unfamiliar problems		0%	8%	18%	35%	39%	49



Overall Satisfaction

	% AGREE	Strongly Disagree			Strongly Agree	No. of Students	
	70.0%						
26. Overall, I am satisfied with the quality of my higher degree research		4%	10%	16%	32%	38%	50

Others

	Strongly Disagree			Strongly Agree	No. of Students	
3. I have access to suitable working space	12%	2%	18%	27%	41%	49
8. I have good access to the technical support I need	10%	12%	24%	36%	18%	50
11. I am able to organise good access to necessary equipment	6%	14%	20%	29%	31%	49
24. I have appropriate financial support for my research project	14%	12%	8%	32%	34%	50
1. I am satisfied with the supervision I am receiving	2%	8%	10%	20%	60%	50
4. I am developing an understanding of the standard of work required for my research degree and the examination process	0%	4%	10%	45%	41%	49
18. I am being encouraged and supported to publish my research	6%	4%	2%	29%	58%	48
21. I am benefiting from having more than one supervisor	8%	6%	10%	31%	44%	48
25. I am developing transferable skills that will enable me to work in a broad range of contexts after I complete my degree	0%	6%	19%	32%	43%	47

Administration

1. I find it easy to check my enrolment status and invoices online
2. I'd know what to do if I had a problem with my student administration
3. RMIT effectively resolves any student administration issue I might have

	Strongly Disagree				Strongly Agree		No. of Students
	0%	2%	6%	38%	54%		50
	0%	17%	13%	29%	42%		48
	2%	9%	11%	40%	38%		45

Learning Support

Library - I am satisfied with...

1. The Library's e-resources collection
2. The Library's book collections
3. The quality of service provided by Library staff
4. The Library's facilities
5. Library opening hours

	Strongly Disagree				Strongly Agree		No. of Students
	0%	2%	9%	40%	49%		43
	0%	7%	2%	40%	51%		45
	0%	0%	2%	24%	73%		45
	2%	0%	7%	39%	52%		46
	2%	0%	7%	37%	53%		43

Computing Facilities - I am satisfied with...

1. Access to computer facilities at RMIT
2. Access to the specialist software that I require
3. The availability of computer printing facilities
4. The standard of service from computing support staff

	Strongly Disagree				Strongly Agree		No. of Students
	4%	11%	9%	29%	47%		45
	13%	15%	13%	29%	31%		48
	0%	6%	6%	20%	67%		49
	11%	11%	22%	29%	27%		45

Learning Support Services - I am satisfied with...

1. Study support
2. Language support
3. On Track workshop
4. Statistical Consultancy

	Strongly Disagree				Strongly Agree		No. of Students
	3%	3%	3%	36%	55%		33
	0%	4%	8%	36%	52%		25
	0%	3%	19%	35%	42%		31
	8%	8%	13%	33%	38%		24

Online Services

1. I am satisfied with the Internet access provided by RMIT
2. I find the online environment useful to collaborate with other staff or students about my research

	Strongly Disagree				Strongly Agree		No. of Students
	0%	6%	22%	38%	34%		50
	2%	2%	18%	28%	50%		50

Communication

I have enough...

1. Opportunities to discuss my academic work with my supervisor(s)
2. Opportunities to work with other research students
3. Contact with students in other disciplines

	Strongly Disagree				Strongly Agree		No. of Students
	6%	10%	25%	31%	27%		48
	6%	8%	13%	38%	35%		48
	2%	9%	30%	33%	26%		46

Information Access

	Strongly Disagree				Strongly Agree	No. of Students
1. I know how and where to access information regarding management of and support for my candidature	4%	4%	10%	27%	55%	49
2. I know who the key HDR academic and administrative contacts are in my school	10%	12%	20%	31%	27%	49
3. The RMIT website is easy to navigate to find information I need	15%	30%	19%	13%	23%	47

Campus Life and Environment

	Strongly Disagree				Strongly Agree	No. of Students
1. The RMIT campus is a good place to spend time	15%	13%	23%	27%	23%	48
2. RMIT is friendly to people from all backgrounds	2%	2%	17%	38%	42%	48
3. I feel personally safe on campus	2%	4%	8%	31%	55%	49
4. I am treated fairly at RMIT	4%	4%	12%	35%	45%	49
5. I can balance my research with my work and home commitments	6%	6%	27%	27%	33%	48

Building and Facilities

	Strongly Disagree				Strongly Agree	No. of Students
<i>The following areas are well maintained...</i>						
1. Classrooms	8%	8%	19%	19%	46%	37
2. Lecture theatres	0%	6%	23%	20%	51%	35
3. Laboratories	10%	13%	18%	28%	31%	39
4. General access computer labs	5%	8%	22%	27%	38%	37
5. Lounge spaces	14%	2%	14%	28%	42%	43
6. Toilets	15%	11%	19%	11%	45%	47
7. Lifts	46%	9%	15%	11%	20%	46

Services and Programs for Students

	Strongly Disagree				Strongly Agree		No. of Students
<i>I am satisfied with the service or program...</i>							
1. School of Graduate Research	0%	8%	19%	35%	38%		37
2. The Hub	6%	6%	20%	37%	31%		35
3. Health promotion	8%	8%	15%	46%	23%		26
4. Scholarship and financial advice	5%	10%	24%	17%	44%		41
5. Career planning and advice	8%	19%	27%	27%	19%		26
6. Housing advice and assistance	17%	17%	22%	17%	28%		18
7. International student advisory services	5%	15%	30%	25%	25%		20
8. Legal Advice	14%	10%	24%	29%	24%		21
9. Counselling services	0%	22%	22%	28%	28%		18
10. Disability support	0%	7%	36%	21%	36%		14
11. Student leadership programs	6%	11%	33%	17%	33%		18
12. Religious/spiritual services	11%	5%	32%	32%	21%		19

	Yes		No		No. of Students
<i>This service is important to me...</i>					
1. School of Graduate Research	88%		12%		33
2. The Hub	65%		35%		37
3. Health promotion	58%		42%		36
4. Scholarship and financial advice	89%		11%		37
5. Career planning and advice	61%		39%		36
6. Housing advice and assistance	26%		74%		35
7. International student advisory services	46%		54%		35
8. Legal Advice	36%		64%		36
9. Counselling services	37%		63%		35
10. Disability support	19%		81%		32
11. Student leadership programs	31%		69%		32
12. Religious/spiritual services	35%		65%		37

RMIT Link

	Strongly Disagree				Strongly Agree		No. of Students
<i>I am satisfied with the service or program...</i>							
1. Sport programs, sport clubs and recreation activities	13%	9%	13%	30%	35%		23
2. Visual arts, performing arts and gallery activities	5%	16%	21%	32%	26%		19

	Yes		No		No. of Students
<i>This service is important to me...</i>					
1. Sport programs, sport clubs and recreation activities	57%		43%		35
2. Visual arts, performing arts and gallery activities	26%		74%		34

Student Union

I am satisfied with the service or program...

	Strongly Disagree				Strongly Agree	No. of Students
1. Representation of student interests to the University	4%	9%	22%	39%	26%	23
2. Campaigns, information and resources to improve conditions for students	12%	0%	27%	38%	23%	26
3. Advice and support if I had a problem with the University	10%	14%	21%	28%	28%	29
4. Social activities, bands and competitions	12%	8%	32%	20%	28%	25
5. Clubs and collectives	4%	4%	19%	37%	37%	27
6. Student media, such as Catalyst and RMITV	14%	5%	29%	19%	33%	21

This service is important to me...

	Yes	No	No. of Students
1. Representation of student interests to the University	53%	47%	34
2. Campaigns, information and resources to improve conditions for students	60%	40%	35
3. Advice and support if I had a problem with the University	50%	50%	36
4. Social activities, bands and competitions	37%	63%	35
5. Clubs and collectives	47%	53%	36
6. Student media, such as Catalyst and RMITV	43%	57%	35

Outcomes

	Strongly Disagree				Strongly Agree	No. of Students
1. As an RMIT graduate I will be highly employable	9%	11%	39%	20%	22%	46
2. My research training experience at RMIT will improve my career prospects	2%	16%	18%	36%	28%	50
3. RMIT generally responds well to student feedback	14%	12%	28%	23%	23%	43
4. I would recommend higher degree research programs at RMIT to others	16%	2%	24%	22%	35%	49

Notes

The scale % AGREE is calculated by adding up all the items scored Agree/Strongly Agree across all respondents. This is divided by the total number of items answered across all respondents. Blanks or N/A's are excluded. Percentages represent the %age of the total valid responses per question, with the exception of the demographics section which represent the %age of total responses. Charts are rescaled on valid responses to total 100%. Values may round to 101 %.

Valid responses exclude N/A and blank responses.