

# STUDENT EXPERIENCE SURVEY - HDR

## 2016

365H Global, Urban & Social Studies  
DSC

Survey Population: 126  
Respondents: 59  
Response Rate: 46.8%

### Demographics (% of total sample size)

#### Commencement Year

Pre 2011	1
2011	2
2012	11
2013	7
2014	10
2015	16
2016	12

#### Age

<20	0%
21-24	0%
25-34	34%
35-44	37%
45+	29%

#### Gender

Male	31%
Female	69%

#### Citizenship

Australian	71%
International onshore	29%
International offshore	0%

#### Program Type

Master by research	10%
Doctorate by research	90%

#### Attendance Type

Full time	69%
Part time	31%

#### Location

On-campus	75%
Off-campus	25%

#### Milestones

Confirmation of candidature	53%
Completion seminar	20%

#### LOTE

Yes	46%
No	54%

#### Rural Relocatee

Yes	2%
No	98%

#### Main Funds Source

Employment	34%
Cadetship	0%
Family	7%
AusAid/IDP	5%
Home Government	3%
Scholarship	41%
Loan	0%
Savings	5%
Other	5%

#### Employment

Part time (1-14 hrs)	36%
Part time (15-20 hrs)	10%
Part time (21-34 hrs)	8%
Full time (35+ hrs)	14%
Not at all	32%

#### Research Degree Included

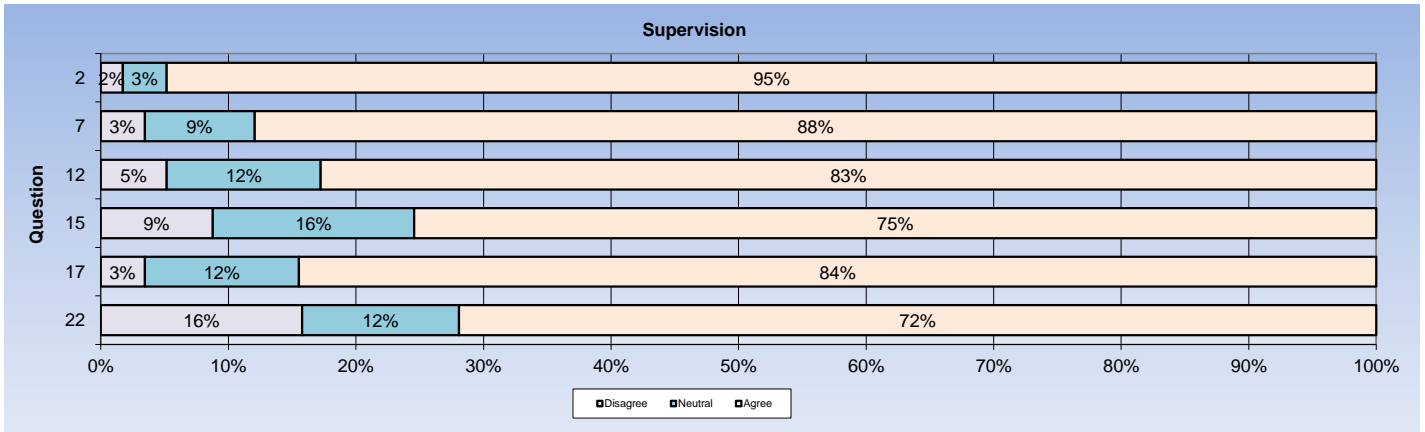
<b>Working for industry</b>	
Yes	7%
No	85%
<b>Working with industry</b>	
Yes	14%
No	78%
<b>Industry internship</b>	
Yes	10%
No	80%

#### Snapshot Scales 2016

Supervision	82.9%
Intellectual Climate	63.3%
Skill Development	84.2%
Overall Satisfaction	86.2%

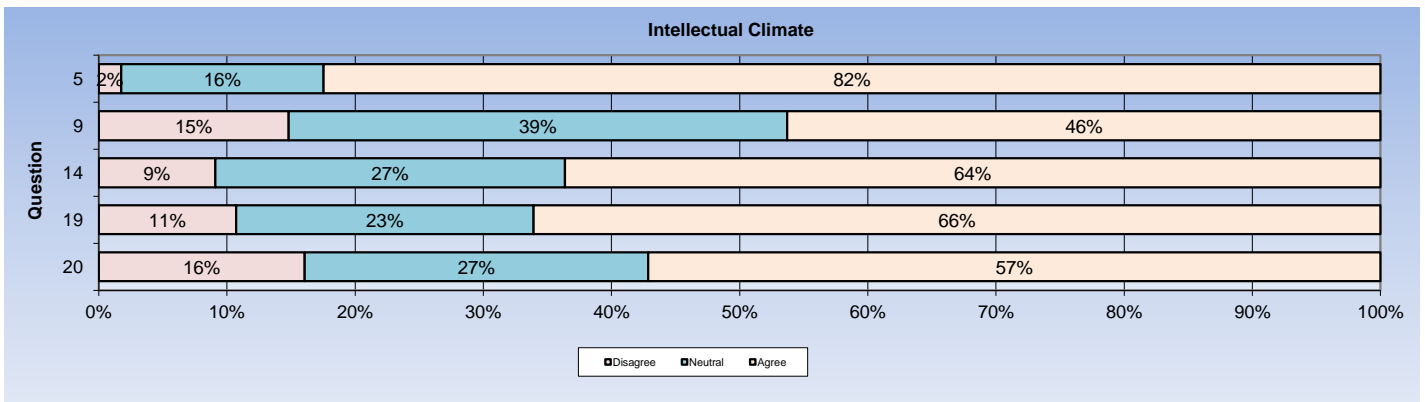
**Supervision**

	% AGREE	Strongly Disagree			Strongly Agree		No. of Students
	82.9%						
2. Supervision is available when I need it		2%	0%	3%	31%	64%	58
7. My supervisor(s) are making a real effort to understand difficulties that I face		2%	2%	9%	38%	50%	58
12. My supervisor(s) provide me with additional information relevant to my topic		0%	5%	12%	26%	57%	58
15. I have been given good guidance in topic selection and refinement		0%	9%	16%	28%	47%	57
17. My supervisor(s) are providing helpful feedback on my progress		0%	3%	12%	22%	62%	58
22. I received good guidance in my literature search		4%	12%	12%	37%	35%	57



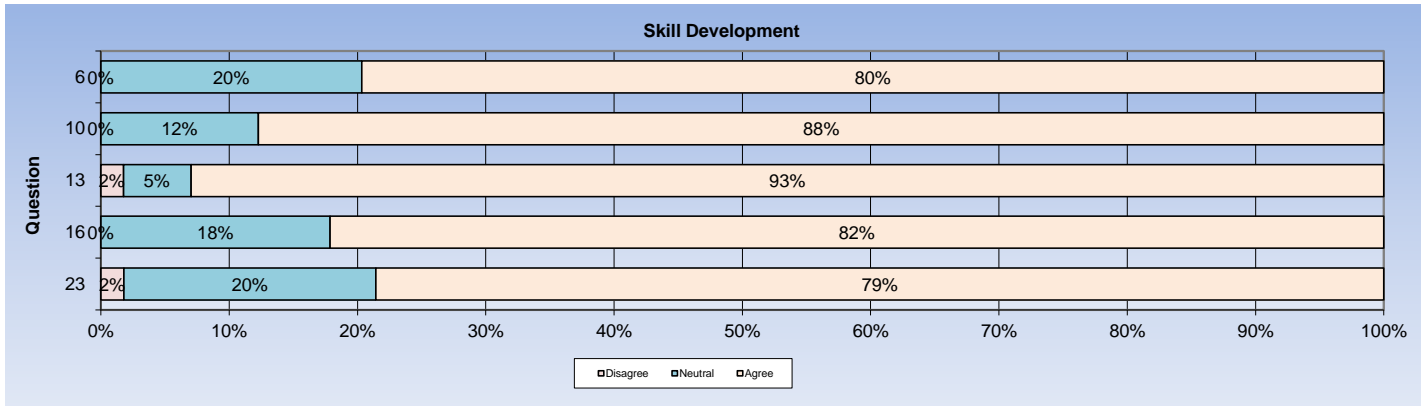
**Intellectual Climate**

	% AGREE	Strongly Disagree			Strongly Agree		No. of Students
	63.3%						
5. The school is providing opportunities for social contact with other postgraduate students		2%	0%	16%	49%	33%	57
9. I am becoming integrated into the school's community		6%	9%	39%	31%	15%	54
14. The school is providing opportunities for me to become involved in the broader research culture		2%	7%	27%	42%	22%	55
19. A good seminar program is being provided for postgraduate students		2%	9%	23%	41%	25%	56
20. The research context in my school is stimulating my work		9%	7%	27%	32%	25%	56



### Skill Development

	% AGREE	Strongly Disagree			Strongly Agree		No. of Students
	84.2%						
6. My research is developing my problem-solving skills		0%	0%	20%	42%	37%	59
10. I am learning to develop my ideas and present them in written work		0%	0%	12%	49%	39%	57
13. My research is sharpening my analytical skills		0%	2%	5%	40%	53%	57
16. Doing my research is helping me to develop my ability to plan my own work		0%	0%	18%	43%	39%	56
23. As my research progresses, I am feeling more confident about tackling unfamiliar problems		0%	2%	20%	38%	41%	56



### Overall Satisfaction

	% AGREE	Strongly Disagree			Strongly Agree		No. of Students
	86.2%						
26. Overall, I am satisfied with the quality of my higher degree research		3%	0%	10%	52%	34%	58

### Others

	Strongly Disagree			Strongly Agree		No. of Students
3. I have access to suitable working space	8%	10%	17%	29%	37%	52
8. I have good access to the technical support I need	0%	7%	35%	35%	22%	54
11. I am able to organise good access to necessary equipment	2%	4%	22%	37%	35%	46
24. I have appropriate financial support for my research project	17%	9%	30%	26%	17%	53
1. I am satisfied with the supervision I am receiving	0%	3%	3%	22%	71%	59
4. I am developing an understanding of the standard of work required for my research degree and the examination process	2%	0%	19%	49%	31%	59
18. I am being encouraged and supported to publish my research	2%	2%	13%	25%	58%	55
21. I am benefiting from having more than one supervisor	5%	2%	13%	9%	71%	56
25. I am developing transferable skills that will enable me to work in a broad range of contexts after I complete my degree	0%	5%	18%	43%	34%	56

**Administration**

1. I find it easy to check my enrolment status and invoices online
2. I'd know what to do if I had a problem with my student administration
3. RMIT effectively resolves any student administration issue I might have

	Strongly Disagree		Strongly Agree		No. of Students	
	0%	15%	14%	41%	31%	59
	8%	15%	22%	31%	24%	59
	9%	11%	28%	33%	19%	57

**Learning Support**

**Library - I am satisfied with...**

1. The Library's e-resources collection
2. The Library's book collections
3. The quality of service provided by Library staff
4. The Library's facilities
5. Library opening hours

	Strongly Disagree		Strongly Agree		No. of Students	
	2%	2%	12%	36%	49%	59
	3%	7%	25%	34%	31%	59
	0%	0%	8%	17%	75%	59
	2%	2%	12%	42%	42%	57
	2%	2%	14%	38%	45%	56

**Computing Facilities - I am satisfied with...**

1. Access to computer facilities at RMIT
2. Access to the specialist software that I require
3. The availability of computer printing facilities
4. The standard of service from computing support staff

	Strongly Disagree		Strongly Agree		No. of Students	
	6%	6%	24%	28%	36%	50
	2%	13%	26%	28%	32%	47
	0%	6%	16%	37%	41%	51
	2%	2%	14%	42%	40%	50

**Learning Support Services - I am satisfied with...**

1. Study support
2. Language support
3. On Track workshop
4. Statistical Consultancy

	Strongly Disagree		Strongly Agree		No. of Students	
	0%	4%	20%	52%	24%	25
	0%	11%	21%	37%	32%	19
	3%	11%	20%	49%	17%	35
	7%	7%	27%	40%	20%	15

**Online Services**

1. I am satisfied with the Internet access provided by RMIT
2. I find the online environment useful to collaborate with other staff or students about my research

	Strongly Disagree		Strongly Agree		No. of Students	
	2%	14%	22%	32%	31%	59
	2%	2%	19%	30%	47%	57

**Communication**

**I have enough...**

1. Opportunities to discuss my academic work with my supervisor(s)
2. Opportunities to work with other research students
3. Contact with students in other disciplines

	Strongly Disagree		Strongly Agree		No. of Students	
	25%	14%	22%	24%	15%	59
	4%	2%	18%	43%	34%	56
	6%	25%	20%	33%	16%	51

## Information Access

	Strongly Disagree				Strongly Agree	No. of Students
1. I know how and where to access information regarding management of and support for my candidature	3%	5%	7%	39%	46%	59
2. I know who the key HDR academic and administrative contacts are in my school	9%	20%	28%	26%	17%	54
3. The RMIT website is easy to navigate to find information I need	16%	20%	24%	24%	18%	51

## Campus Life and Environment

	Strongly Disagree				Strongly Agree	No. of Students
1. The RMIT campus is a good place to spend time	0%	13%	30%	32%	25%	53
2. RMIT is friendly to people from all backgrounds	2%	4%	19%	37%	39%	54
3. I feel personally safe on campus	0%	2%	13%	32%	53%	53
4. I am treated fairly at RMIT	2%	4%	11%	39%	45%	56
5. I can balance my research with my work and home commitments	7%	12%	34%	27%	20%	59

## Building and Facilities

	Strongly Disagree				Strongly Agree	No. of Students
<i>The following areas are well maintained...</i>						
1. Classrooms	0%	7%	22%	46%	26%	46
2. Lecture theatres	0%	2%	17%	50%	30%	46
3. Laboratories	0%	6%	28%	33%	33%	18
4. General access computer labs	0%	10%	31%	28%	31%	29
5. Lounge spaces	3%	10%	23%	38%	26%	39
6. Toilets	0%	11%	25%	42%	22%	55
7. Lifts	4%	11%	30%	31%	24%	54

## Services and Programs for Students

	Strongly Disagree				Strongly Agree		No. of Students
<b><i>I am satisfied with the service or program...</i></b>							
1. School of Graduate Research	5%	10%	36%	29%	21%		42
2. The Hub	3%	6%	26%	32%	32%		31
3. Health promotion	6%	6%	35%	18%	35%		17
4. Scholarship and financial advice	12%	10%	26%	36%	17%		42
5. Career planning and advice	10%	5%	30%	45%	10%		20
6. Housing advice and assistance	0%	0%	33%	42%	25%		12
7. International student advisory services	0%	0%	21%	29%	50%		14
8. Legal Advice	0%	0%	15%	31%	54%		13
9. Counselling services	0%	0%	23%	45%	32%		22
10. Disability support	0%	0%	11%	22%	67%		9
11. Student leadership programs	0%	0%	20%	40%	40%		10
12. Religious/spiritual services	0%	0%	33%	33%	33%		9

	Yes		No		No. of Students
<b><i>This service is important to me...</i></b>					
1. School of Graduate Research	92%		8%		39
2. The Hub	58%		42%		38
3. Health promotion	55%		45%		40
4. Scholarship and financial advice	89%		11%		44
5. Career planning and advice	60%		40%		42
6. Housing advice and assistance	45%		55%		38
7. International student advisory services	41%		59%		39
8. Legal Advice	49%		51%		37
9. Counselling services	66%		34%		38
10. Disability support	44%		56%		36
11. Student leadership programs	46%		54%		37
12. Religious/spiritual services	24%		76%		37

## RMIT Link

	Strongly Disagree				Strongly Agree		No. of Students
<b><i>I am satisfied with the service or program...</i></b>							
1. Sport programs, sport clubs and recreation activities	0%	0%	17%	50%	33%		12
2. Visual arts, performing arts and gallery activities	0%	0%	22%	56%	22%		18

	Yes		No		No. of Students
<b><i>This service is important to me...</i></b>					
1. Sport programs, sport clubs and recreation activities	40%		60%		40
2. Visual arts, performing arts and gallery activities	58%		43%		40

## Student Union

### *I am satisfied with the service or program...*

	Strongly Disagree				Strongly Agree	No. of Students
1. Representation of student interests to the University	0%	0%	19%	52%	29%	21
2. Campaigns, information and resources to improve conditions for students	0%	13%	17%	48%	22%	23
3. Advice and support if I had a problem with the University	0%	14%	27%	18%	41%	22
4. Social activities, bands and competitions	6%	0%	13%	63%	19%	16
5. Clubs and collectives	0%	8%	15%	54%	23%	13
6. Student media, such as Catalyst and RMITV	0%	0%	29%	50%	21%	14

### *This service is important to me...*

	Yes	No	No. of Students
1. Representation of student interests to the University	73%	27%	37
2. Campaigns, information and resources to improve conditions for students	75%	25%	40
3. Advice and support if I had a problem with the University	75%	25%	40
4. Social activities, bands and competitions	45%	55%	40
5. Clubs and collectives	45%	55%	38
6. Student media, such as Catalyst and RMITV	47%	53%	36

## Outcomes

	Strongly Disagree				Strongly Agree	No. of Students
1. As an RMIT graduate I will be highly employable	4%	9%	36%	32%	20%	56
2. My research training experience at RMIT will improve my career prospects	4%	7%	33%	23%	33%	57
3. RMIT generally responds well to student feedback	8%	2%	40%	28%	22%	50
4. I would recommend higher degree research programs at RMIT to others	2%	7%	33%	22%	36%	58

### Notes

The scale % AGREE is calculated by adding up all the items scored Agree/Strongly Agree across all respondents. This is divided by the total number of items answered across all respondents. Blanks or N/A's are excluded. Percentages represent the %age of the total valid responses per question, with the exception of the demographics section which represent the %age of total responses. Charts are rescaled on valid responses to total 100%. Values may round to 101 %.

Valid responses exclude N/A and blank responses.