

STUDENT EXPERIENCE SURVEY - HDR

2016

**150H Health Sciences
SEH**
**Survey Population: 61
Respondents: 26
Response Rate: 42.6%**
Demographics (% of total sample size)
Commencement Year

Pre 2011	2
2011	2
2012	2
2013	3
2014	7
2015	7
2016	3

Age

<20	0%
21-24	4%
25-34	31%
35-44	31%
45+	35%

Gender

Male	31%
Female	69%

Citizenship

Australian	73%
International onshore	19%
International offshore	8%

Program Type

Master by research	15%
Doctorate by research	85%

Attendance Type

Full time	65%
Part time	35%

Location

On-campus	65%
Off-campus	35%

Milestones

Confirmation of candidature	65%
Completion seminar	19%

LOTE

Yes	46%
No	54%

Rural Relocatee

Yes	4%
No	96%

Main Funds Source

Employment	27%
Cadetship	0%
Family	12%
AusAid/IDP	0%
Home Government	4%
Scholarship	46%
Loan	4%
Savings	4%
Other	4%

Employment

Part time (1-14 hrs)	19%
Part time (15-20 hrs)	15%
Part time (21-34 hrs)	8%
Full time (35+ hrs)	23%
Not at all	35%

Research Degree Included

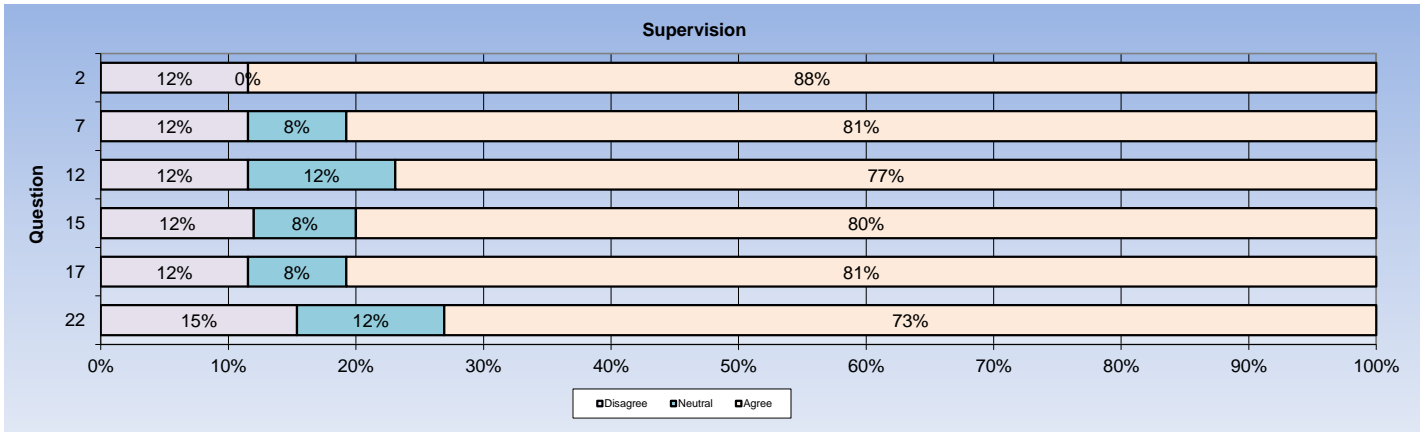
Working for industry	
Yes	15%
No	77%
Working with industry	
Yes	38%
No	58%
Industry internship	
Yes	15%
No	77%

Snapshot Scales 2016

Supervision	80.0%
Intellectual Climate	44.6%
Skill Development	80.3%
Overall Satisfaction	73.1%

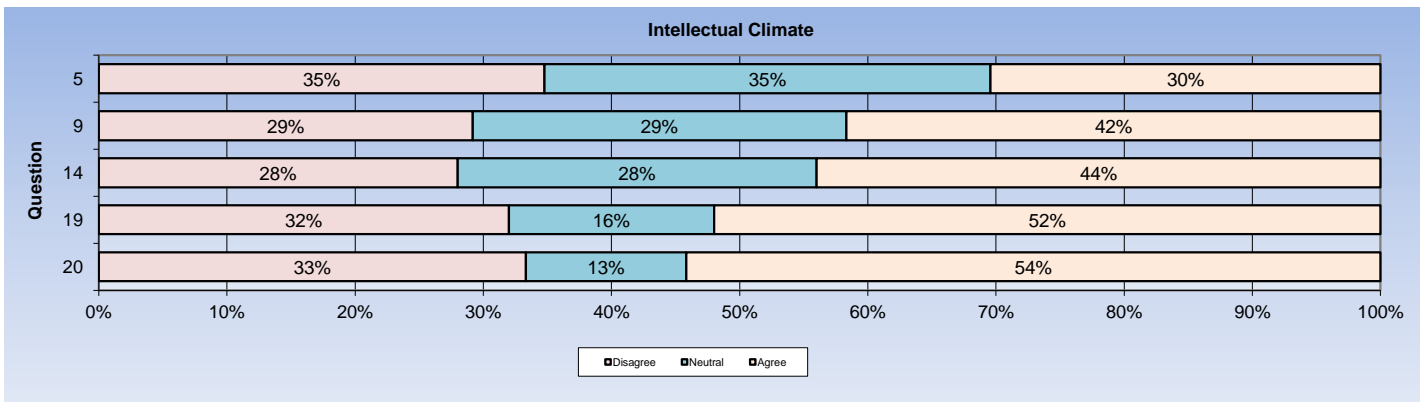
Supervision

	% AGREE					No. of
	Strongly Disagree	Disagree	Neutral	Agree	Strongly Agree	Students
	80.0%					
2. Supervision is available when I need it	0%	12%	0%	19%	69%	26
7. My supervisor(s) are making a real effort to understand difficulties that I face	4%	8%	8%	15%	65%	26
12. My supervisor(s) provide me with additional information relevant to my topic	0%	12%	12%	12%	65%	26
15. I have been given good guidance in topic selection and refinement	4%	8%	8%	32%	48%	25
17. My supervisor(s) are providing helpful feedback on my progress	4%	8%	8%	15%	65%	26
22. I received good guidance in my literature search	4%	12%	12%	27%	46%	26



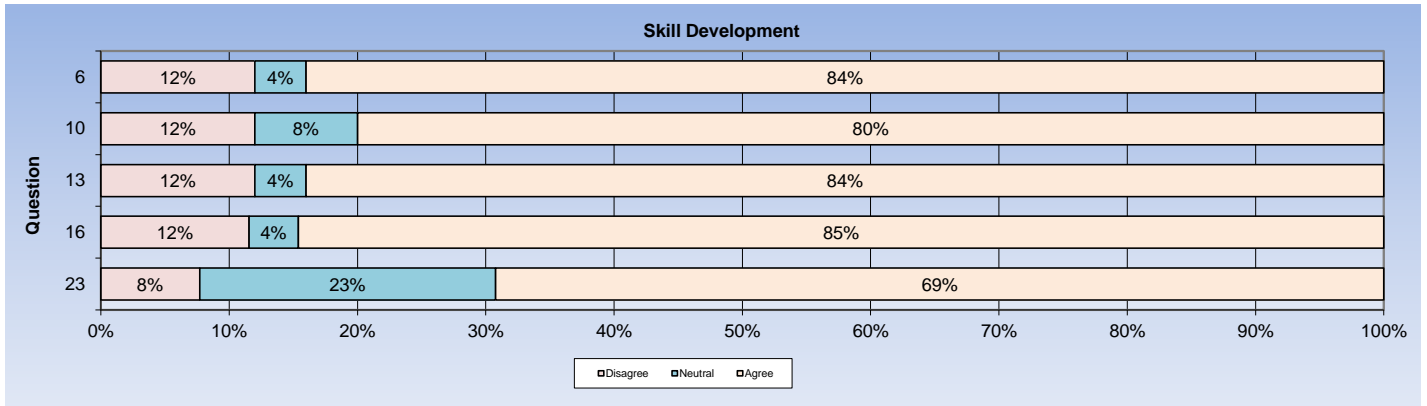
Intellectual Climate

	% AGREE					No. of
	Strongly Disagree	Disagree	Neutral	Agree	Strongly Agree	Students
	44.6%					
5. The school is providing opportunities for social contact with other postgraduate students	13%	22%	35%	13%	17%	23
9. I am becoming integrated into the school's community	17%	13%	29%	25%	17%	24
14. The school is providing opportunities for me to become involved in the broader research culture	12%	16%	28%	20%	24%	25
19. A good seminar program is being provided for postgraduate students	8%	24%	16%	40%	12%	25
20. The research context in my school is stimulating my work	13%	21%	13%	42%	13%	24



Skill Development

	% AGREE	Strongly Disagree			Strongly Agree		No. of Students
	80.3%						
6. My research is developing my problem-solving skills		4%	8%	4%	32%	52%	25
10. I am learning to develop my ideas and present them in written work		4%	8%	8%	40%	40%	25
13. My research is sharpening my analytical skills		4%	8%	4%	32%	52%	25
16. Doing my research is helping me to develop my ability to plan my own work		4%	8%	4%	35%	50%	26
23. As my research progresses, I am feeling more confident about tackling unfamiliar problems		8%	0%	23%	27%	42%	26



Overall Satisfaction

	% AGREE	Strongly Disagree			Strongly Agree		No. of Students
	73.1%						
26. Overall, I am satisfied with the quality of my higher degree research		4%	12%	12%	35%	38%	26

Others

	Strongly Disagree			Strongly Agree		No. of Students
3. I have access to suitable working space	13%	25%	21%	17%	25%	24
8. I have good access to the technical support I need	8%	12%	19%	35%	27%	26
11. I am able to organise good access to necessary equipment	0%	14%	14%	50%	23%	22
24. I have appropriate financial support for my research project	23%	9%	18%	23%	27%	22
1. I am satisfied with the supervision I am receiving	0%	12%	0%	23%	65%	26
4. I am developing an understanding of the standard of work required for my research degree and the examination process	0%	12%	12%	35%	42%	26
18. I am being encouraged and supported to publish my research	4%	8%	4%	28%	56%	25
21. I am benefiting from having more than one supervisor	4%	13%	17%	13%	54%	24
25. I am developing transferable skills that will enable me to work in a broad range of contexts after I complete my degree	4%	12%	15%	31%	38%	26

Administration

1. I find it easy to check my enrolment status and invoices online
2. I'd know what to do if I had a problem with my student administration
3. RMIT effectively resolves any student administration issue I might have

	Strongly Disagree				Strongly Agree		No. of Students
	4%	4%	17%	33%	42%		24
	12%	8%	15%	46%	19%		26
	4%	15%	27%	38%	15%		26

Learning Support

Library - I am satisfied with...

1. The Library's e-resources collection
2. The Library's book collections
3. The quality of service provided by Library staff
4. The Library's facilities
5. Library opening hours

	Strongly Disagree				Strongly Agree		No. of Students
	4%	4%	8%	42%	42%		24
	8%	4%	16%	44%	28%		25
	4%	0%	0%	43%	52%		23
	4%	4%	13%	39%	39%		23
	0%	5%	24%	43%	29%		21

Computing Facilities - I am satisfied with...

1. Access to computer facilities at RMIT
2. Access to the specialist software that I require
3. The availability of computer printing facilities
4. The standard of service from computing support staff

	Strongly Disagree				Strongly Agree		No. of Students
	5%	10%	24%	33%	29%		21
	5%	14%	27%	36%	18%		22
	10%	5%	10%	33%	43%		21
	5%	10%	19%	33%	33%		21

Learning Support Services - I am satisfied with...

1. Study support
2. Language support
3. On Track workshop
4. Statistical Consultancy

	Strongly Disagree				Strongly Agree		No. of Students
	14%	0%	7%	43%	36%		14
	10%	10%	20%	20%	40%		10
	10%	5%	19%	24%	43%		21
	8%	23%	38%	15%	15%		13

Online Services

1. I am satisfied with the Internet access provided by RMIT
2. I find the online environment useful to collaborate with other staff or students about my research

	Strongly Disagree				Strongly Agree		No. of Students
	15%	12%	12%	42%	19%		26
	16%	8%	8%	40%	28%		25

Communication

I have enough...

1. Opportunities to discuss my academic work with my supervisor(s)
2. Opportunities to work with other research students
3. Contact with students in other disciplines

	Strongly Disagree				Strongly Agree		No. of Students
	27%	15%	4%	31%	23%		26
	8%	12%	16%	40%	24%		25
	5%	14%	5%	50%	27%		22

Information Access

	Strongly Disagree				Strongly Agree	No. of Students
1. I know how and where to access information regarding management of and support for my candidature	4%	8%	8%	12%	69%	26
2. I know who the key HDR academic and administrative contacts are in my school	21%	17%	17%	13%	33%	24
3. The RMIT website is easy to navigate to find information I need	23%	18%	32%	14%	14%	22

Campus Life and Environment

	Strongly Disagree				Strongly Agree	No. of Students
1. The RMIT campus is a good place to spend time	13%	8%	21%	33%	25%	24
2. RMIT is friendly to people from all backgrounds	0%	4%	21%	42%	33%	24
3. I feel personally safe on campus	0%	8%	8%	40%	44%	25
4. I am treated fairly at RMIT	8%	4%	8%	32%	48%	25
5. I can balance my research with my work and home commitments	8%	12%	12%	32%	36%	25

Building and Facilities

	Strongly Disagree				Strongly Agree	No. of Students
<i>The following areas are well maintained...</i>						
1. Classrooms	6%	6%	12%	47%	29%	17
2. Lecture theatres	0%	12%	6%	47%	35%	17
3. Laboratories	0%	17%	17%	33%	33%	12
4. General access computer labs	0%	6%	13%	50%	31%	16
5. Lounge spaces	0%	10%	25%	35%	30%	20
6. Toilets	8%	0%	20%	40%	32%	25
7. Lifts	11%	11%	11%	32%	37%	19

Services and Programs for Students

I am satisfied with the service or program...

	Strongly Disagree			Strongly Agree	No. of Students	
1. School of Graduate Research	9%	14%	14%	36%	27%	22
2. The Hub	0%	9%	18%	45%	27%	22
3. Health promotion	17%	8%	17%	25%	33%	12
4. Scholarship and financial advice	6%	22%	6%	28%	39%	18
5. Career planning and advice	8%	25%	33%	8%	25%	12
6. Housing advice and assistance	0%	38%	13%	13%	38%	8
7. International student advisory services	0%	29%	14%	0%	57%	7
8. Legal Advice	0%	0%	44%	33%	22%	9
9. Counselling services	0%	10%	30%	30%	30%	10
10. Disability support	0%	0%	33%	17%	50%	6
11. Student leadership programs	0%	0%	29%	57%	14%	7
12. Religious/spiritual services	0%	17%	50%	17%	17%	6

This service is important to me...

	Yes	No	No. of Students
1. School of Graduate Research	94%	6%	18
2. The Hub	70%	30%	20
3. Health promotion	63%	38%	16
4. Scholarship and financial advice	95%	5%	19
5. Career planning and advice	68%	32%	19
6. Housing advice and assistance	47%	53%	17
7. International student advisory services	53%	47%	17
8. Legal Advice	65%	35%	17
9. Counselling services	56%	44%	18
10. Disability support	40%	60%	15
11. Student leadership programs	38%	63%	16
12. Religious/spiritual services	19%	81%	16

RMIT Link

I am satisfied with the service or program...

	Strongly Disagree			Strongly Agree	No. of Students	
1. Sport programs, sport clubs and recreation activities	10%	10%	30%	20%	30%	10
2. Visual arts, performing arts and gallery activities	11%	0%	44%	11%	33%	9

This service is important to me...

	Yes	No	No. of Students
1. Sport programs, sport clubs and recreation activities	61%	39%	18
2. Visual arts, performing arts and gallery activities	44%	56%	16

Student Union

I am satisfied with the service or program...

	Strongly Disagree		Strongly Agree		No. of Students
1. Representation of student interests to the University	15%	8%	23%	31%	13
2. Campaigns, information and resources to improve conditions for students	15%	15%	15%	31%	13
3. Advice and support if I had a problem with the University	14%	21%	29%	29%	14
4. Social activities, bands and competitions	17%	25%	17%	33%	12
5. Clubs and collectives	10%	30%	20%	30%	10
6. Student media, such as Catalyst and RMITV	20%	20%	20%	40%	10

This service is important to me...

	Yes	No	No. of Students
1. Representation of student interests to the University	73%	27%	15
2. Campaigns, information and resources to improve conditions for students	71%	29%	17
3. Advice and support if I had a problem with the University	88%	13%	16
4. Social activities, bands and competitions	63%	38%	16
5. Clubs and collectives	56%	44%	16
6. Student media, such as Catalyst and RMITV	64%	36%	14

Outcomes

	Strongly Disagree		Strongly Agree		No. of Students
1. As an RMIT graduate I will be highly employable	4%	17%	38%	25%	24
2. My research training experience at RMIT will improve my career prospects	0%	15%	23%	35%	26
3. RMIT generally responds well to student feedback	4%	22%	35%	17%	23
4. I would recommend higher degree research programs at RMIT to others	12%	19%	15%	35%	26

Notes

The scale % AGREE is calculated by adding up all the items scored Agree/Strongly Agree across all respondents. This is divided by the total number of items answered across all respondents. Blanks or N/A's are excluded. Percentages represent the %age of the total valid responses per question, with the exception of the demographics section which represent the %age of total responses. Charts are rescaled on valid responses to total 100%. Values may round to 101 %. Valid responses exclude N/A and blank responses.