

STUDENT EXPERIENCE SURVEY - HDR

2016

630H Management BUS	Survey Population: 63
	Respondents: 23
	Response Rate: 36.5%

Demographics (% of total sample size)

Commencement Year		Age		Gender	
Pre 2011	0	<20	0%	Male	39%
2011	2	21-24	0%	Female	61%
2012	2	25-34	35%	Citizenship	
2013	3	35-44	39%	Australian	52%
2014	6	45+	26%	International onshore	48%
2015	7			International offshore	0%
2016	3				

Program Type		Attendance Type		Location	
Master by research	9%	Full time	74%	On-campus	83%
Doctorate by research	91%	Part time	26%	Off-campus	17%

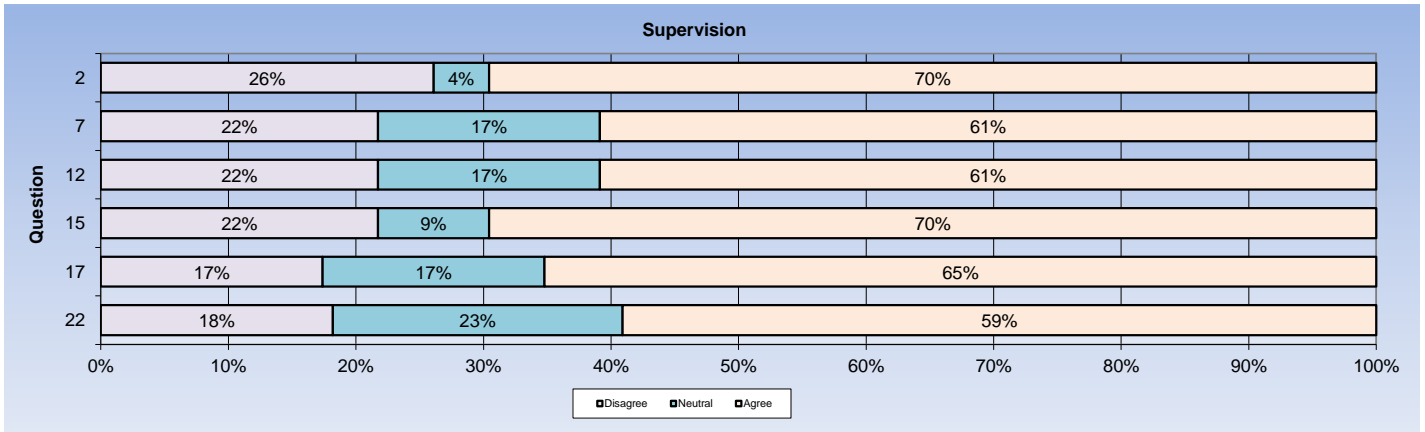
Milestones		LOTE		Rural Relocatee	
Confirmation of candidature	61%	Yes	65%	Yes	4%
Completion seminar	26%	No	35%	No	96%

Main Funds Source		Employment		Research Degree Included	
Employment	22%	Part time (1-14 hrs)	13%	Working for industry	
Cadetship	0%	Part time (15-20 hrs)	4%	Yes	0%
Family	9%	Part time (21-34 hrs)	9%	No	87%
AusAid/IDP	9%	Full time (35+ hrs)	17%	Working with industry	
Home Government	9%	Not at all	57%	Yes	9%
Scholarship	52%			No	74%
Loan	0%			Industry internship	
Savings	0%			Yes	22%
Other	0%			No	74%

Snapshot Scales 2016	
Supervision	64.2%
Intellectual Climate	54.5%
Skill Development	86.8%
Overall Satisfaction	69.6%

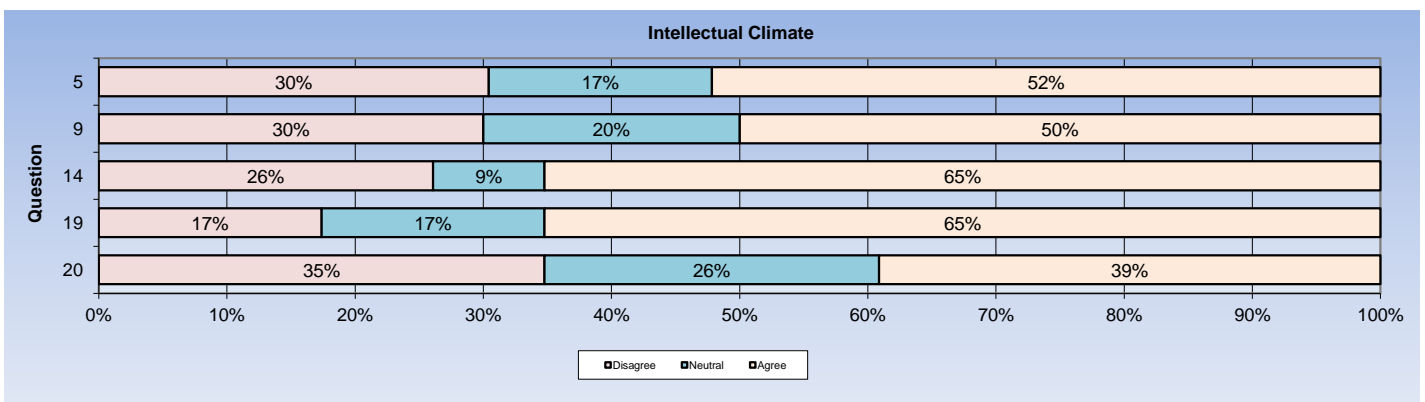
Supervision

	% AGREE						No. of
	64.2%	Strongly Disagree		Strongly Agree		Students	
2. Supervision is available when I need it		13%	13%	4%	17%	52%	23
7. My supervisor(s) are making a real effort to understand difficulties that I face		17%	4%	17%	22%	39%	23
12. My supervisor(s) provide me with additional information relevant to my topic		9%	13%	17%	13%	48%	23
15. I have been given good guidance in topic selection and refinement		13%	9%	9%	35%	35%	23
17. My supervisor(s) are providing helpful feedback on my progress		13%	4%	17%	26%	39%	23
22. I received good guidance in my literature search		14%	5%	23%	27%	32%	22



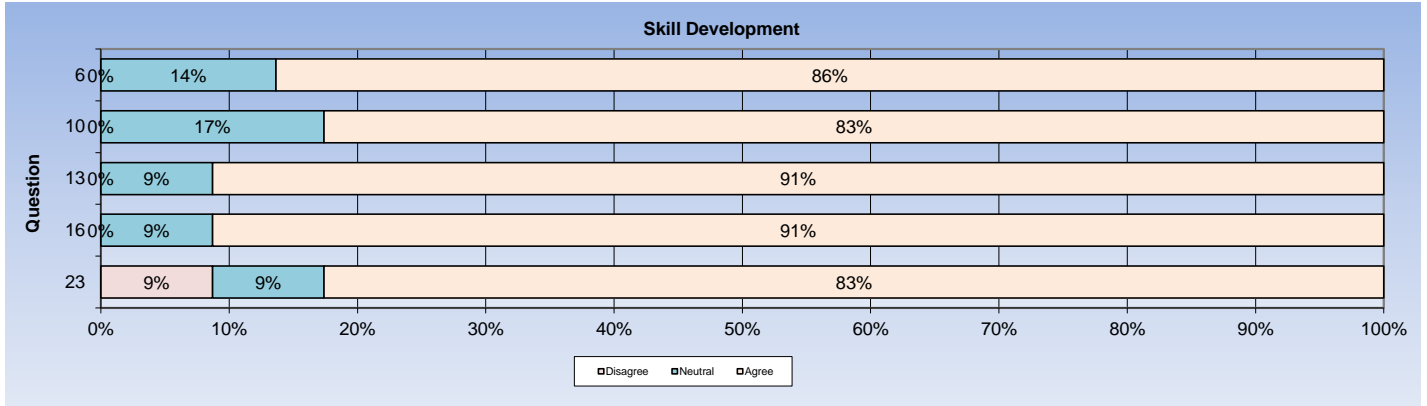
Intellectual Climate

	% AGREE						No. of
	54.5%	Strongly Disagree		Strongly Agree		Students	
5. The school is providing opportunities for social contact with other postgraduate students		13%	17%	17%	39%	13%	23
9. I am becoming integrated into the school's community		15%	15%	20%	30%	20%	20
14. The school is providing opportunities for me to become involved in the broader research culture		9%	17%	9%	48%	17%	23
19. A good seminar program is being provided for postgraduate students		13%	4%	17%	26%	39%	23
20. The research context in my school is stimulating my work		17%	17%	26%	13%	26%	23



Skill Development

	% AGREE	Strongly Disagree	Disagree	Neutral	Agree	Strongly Agree	No. of Students
	86.8%						
6. My research is developing my problem-solving skills		0%	0%	14%	32%	55%	22
10. I am learning to develop my ideas and present them in written work		0%	0%	17%	48%	35%	23
13. My research is sharpening my analytical skills		0%	0%	9%	39%	52%	23
16. Doing my research is helping me to develop my ability to plan my own work		0%	0%	9%	52%	39%	23
23. As my research progresses, I am feeling more confident about tackling unfamiliar problems		4%	4%	9%	43%	39%	23



Overall Satisfaction

	% AGREE	Strongly Disagree	Disagree	Neutral	Agree	Strongly Agree	No. of Students
	69.6%						
26. Overall, I am satisfied with the quality of my higher degree research		9%	9%	13%	43%	26%	23

Others

	Strongly Disagree	Disagree	Neutral	Agree	Strongly Agree	No. of Students
3. I have access to suitable working space	19%	24%	19%	19%	19%	21
8. I have good access to the technical support I need	9%	5%	14%	32%	41%	22
11. I am able to organise good access to necessary equipment	5%	5%	20%	50%	20%	20
24. I have appropriate financial support for my research project	18%	9%	9%	36%	27%	22
1. I am satisfied with the supervision I am receiving	17%	4%	4%	30%	43%	23
4. I am developing an understanding of the standard of work required for my research degree and the examination process	0%	22%	4%	43%	30%	23
18. I am being encouraged and supported to publish my research	14%	5%	23%	23%	36%	22
21. I am benefiting from having more than one supervisor	17%	4%	22%	22%	35%	23
25. I am developing transferable skills that will enable me to work in a broad range of contexts after I complete my degree	0%	10%	14%	29%	48%	21

Administration

1. I find it easy to check my enrolment status and invoices online
2. I'd know what to do if I had a problem with my student administration
3. RMIT effectively resolves any student administration issue I might have

	Strongly Disagree		Strongly Agree		No. of Students	
	5%	14%	14%	48%	19%	21
	18%	23%	18%	36%	5%	22
	23%	23%	9%	36%	9%	22

Learning Support

Library - I am satisfied with...

1. The Library's e-resources collection
2. The Library's book collections
3. The quality of service provided by Library staff
4. The Library's facilities
5. Library opening hours

	Strongly Disagree		Strongly Agree		No. of Students	
	0%	0%	4%	52%	43%	23
	0%	5%	0%	45%	50%	22
	0%	0%	5%	33%	62%	21
	0%	0%	5%	45%	50%	22
	0%	5%	5%	38%	52%	21

Computing Facilities - I am satisfied with...

1. Access to computer facilities at RMIT
2. Access to the specialist software that I require
3. The availability of computer printing facilities
4. The standard of service from computing support staff

	Strongly Disagree		Strongly Agree		No. of Students	
	0%	0%	19%	38%	43%	21
	5%	10%	10%	40%	35%	20
	0%	0%	9%	23%	68%	22
	0%	5%	9%	36%	50%	22

Learning Support Services - I am satisfied with...

1. Study support
2. Language support
3. On Track workshop
4. Statistical Consultancy

	Strongly Disagree		Strongly Agree		No. of Students	
	0%	0%	14%	43%	43%	14
	10%	0%	20%	30%	40%	10
	5%	5%	32%	26%	32%	19
	11%	0%	44%	22%	22%	9

Online Services

1. I am satisfied with the Internet access provided by RMIT
2. I find the online environment useful to collaborate with other staff or students about my research

	Strongly Disagree		Strongly Agree		No. of Students	
	4%	22%	22%	26%	26%	23
	5%	9%	36%	27%	23%	22

Communication

I have enough...

1. Opportunities to discuss my academic work with my supervisor(s)
2. Opportunities to work with other research students
3. Contact with students in other disciplines

	Strongly Disagree		Strongly Agree		No. of Students	
	13%	26%	26%	17%	17%	23
	0%	5%	14%	27%	55%	22
	5%	5%	15%	25%	50%	20

Information Access

	Strongly Disagree				Strongly Agree	No. of Students
1. I know how and where to access information regarding management of and support for my candidature	13%	4%	13%	30%	39%	23
2. I know who the key HDR academic and administrative contacts are in my school	22%	4%	22%	30%	22%	23
3. The RMIT website is easy to navigate to find information I need	29%	5%	19%	29%	19%	21

Campus Life and Environment

	Strongly Disagree				Strongly Agree	No. of Students
1. The RMIT campus is a good place to spend time	5%	5%	14%	36%	41%	22
2. RMIT is friendly to people from all backgrounds	9%	9%	9%	35%	39%	23
3. I feel personally safe on campus	0%	0%	13%	26%	61%	23
4. I am treated fairly at RMIT	9%	5%	14%	45%	27%	22
5. I can balance my research with my work and home commitments	5%	5%	20%	35%	35%	20

Building and Facilities

	Strongly Disagree				Strongly Agree	No. of Students
<i>The following areas are well maintained...</i>						
1. Classrooms	0%	0%	11%	26%	63%	19
2. Lecture theatres	0%	0%	11%	33%	56%	18
3. Laboratories	0%	0%	20%	20%	60%	5
4. General access computer labs	0%	0%	17%	25%	58%	12
5. Lounge spaces	0%	0%	22%	39%	39%	18
6. Toilets	4%	4%	17%	30%	43%	23
7. Lifts	0%	0%	14%	32%	55%	22

Services and Programs for Students

I am satisfied with the service or program...

	Strongly Disagree		Strongly Agree		No. of Students	
1. School of Graduate Research	6%	6%	29%	41%	18%	17
2. The Hub	7%	14%	21%	50%	7%	14
3. Health promotion	0%	10%	20%	30%	40%	10
4. Scholarship and financial advice	0%	6%	18%	41%	35%	17
5. Career planning and advice	8%	8%	33%	17%	33%	12
6. Housing advice and assistance	0%	0%	67%	17%	17%	6
7. International student advisory services	0%	0%	17%	67%	17%	6
8. Legal Advice	13%	13%	25%	38%	13%	8
9. Counselling services	0%	0%	20%	20%	60%	10
10. Disability support	0%	0%	50%	17%	33%	6
11. Student leadership programs	0%	9%	27%	27%	36%	11
12. Religious/spiritual services	0%	0%	20%	60%	20%	5

This service is important to me...

	Yes	No	No. of Students
1. School of Graduate Research	94%	6%	16
2. The Hub	71%	29%	17
3. Health promotion	73%	27%	15
4. Scholarship and financial advice	94%	6%	18
5. Career planning and advice	94%	6%	17
6. Housing advice and assistance	38%	63%	16
7. International student advisory services	47%	53%	17
8. Legal Advice	53%	47%	17
9. Counselling services	67%	33%	15
10. Disability support	35%	65%	17
11. Student leadership programs	65%	35%	17
12. Religious/spiritual services	50%	50%	16

RMIT Link

I am satisfied with the service or program...

	Strongly Disagree		Strongly Agree		No. of Students	
1. Sport programs, sport clubs and recreation activities	0%	0%	18%	27%	55%	11
2. Visual arts, performing arts and gallery activities	0%	0%	18%	27%	55%	11

This service is important to me...

	Yes	No	No. of Students
1. Sport programs, sport clubs and recreation activities	63%	37%	19
2. Visual arts, performing arts and gallery activities	53%	47%	19

Student Union

I am satisfied with the service or program...

	Strongly Disagree				Strongly Agree	No. of Students
1. Representation of student interests to the University	0%	0%	33%	17%	50%	12
2. Campaigns, information and resources to improve conditions for students	0%	8%	31%	23%	38%	13
3. Advice and support if I had a problem with the University	0%	7%	29%	14%	50%	14
4. Social activities, bands and competitions	0%	8%	33%	33%	25%	12
5. Clubs and collectives	0%	0%	38%	25%	38%	8
6. Student media, such as Catalyst and RMITV	0%	0%	30%	40%	30%	10

This service is important to me...

	Yes	No	No. of Students
1. Representation of student interests to the University	65%	35%	17
2. Campaigns, information and resources to improve conditions for students	63%	38%	16
3. Advice and support if I had a problem with the University	76%	24%	17
4. Social activities, bands and competitions	47%	53%	17
5. Clubs and collectives	35%	65%	17
6. Student media, such as Catalyst and RMITV	38%	63%	16

Outcomes

	Strongly Disagree				Strongly Agree	No. of Students
1. As an RMIT graduate I will be highly employable	4%	4%	26%	43%	22%	23
2. My research training experience at RMIT will improve my career prospects	4%	0%	26%	48%	22%	23
3. RMIT generally responds well to student feedback	18%	9%	32%	32%	9%	22
4. I would recommend higher degree research programs at RMIT to others	17%	4%	13%	43%	22%	23

Notes

The scale % AGREE is calculated by adding up all the items scored Agree/Strongly Agree across all respondents. This is divided by the total number of items answered across all respondents. Blanks or N/A's are excluded. Percentages represent the %age of the total valid responses per question, with the exception of the demographics section which represent the %age of total responses. Charts are rescaled on valid responses to total 100%. Values may round to 101 %.

Valid responses exclude N/A and blank responses.