

STUDENT EXPERIENCE SURVEY - HDR

2017

College of Business

Survey Population: 302
 Respondents: 130
 Response Rate: 43.0%

Demographics (% of total sample size)

Commencement Year

Pre 2012	2
2012	3
2013	9
2014	23
2015	34
2016	38
2017	21

Age

<20	0%
21-24	1%
25-34	49%
35-44	32%
45+	18%

Gender

Male	54%
Female	45%

Citizenship

Australian	45%
International onshore	52%
International offshore	3%

Program Type

Master by research	4%
Doctorate by research	96%

Attendance Type

Full time	81%
Part time	18%

Location

On-campus	77%
Off-campus	22%

Milestones

Confirmation of candidature	64%
Completion seminar	21%

LOTE

Yes	78%
No	22%

Rural Relocatee

Yes	6%
No	93%

Main Funds Source

Employment	17%
Cadetship	0%
Family	11%
AusAid/IDP	7%
Home Government	21%
Scholarship	33%
Loan	1%
Savings	5%
Other	5%

Employment

Part time (1-14 hrs)	22%
Part time (15-20 hrs)	6%
Part time (21-34 hrs)	2%
Full time (35+ hrs)	19%
Not at all	50%

Research Degree Included

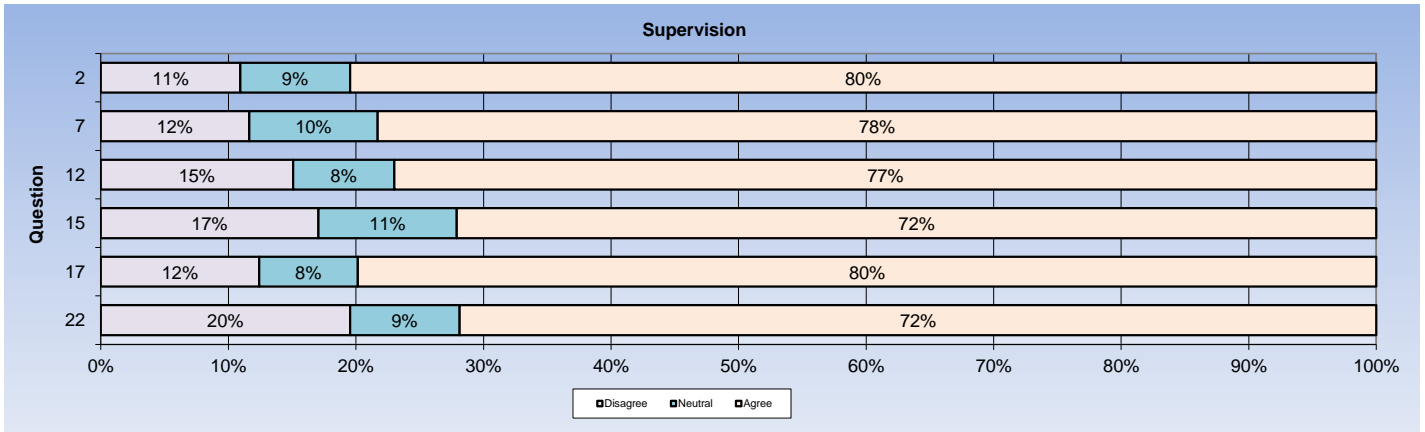
Working for industry	
Yes	5%
No	75%
Working with industry	
Yes	12%
No	69%
Industry internship	
Yes	9%
No	69%

Snapshot Scales 2017

Supervision	76.6%
Intellectual Climate	53.6%
Skill Development	83.2%
Overall Satisfaction	70.9%

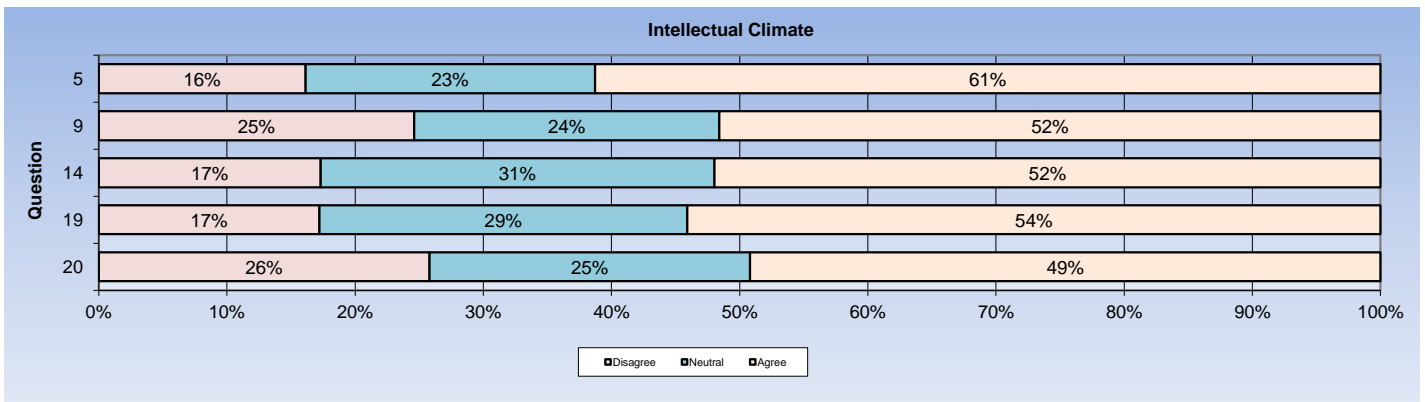
Supervision

	% AGREE					No. of
	Strongly Disagree	Disagree	Neutral	Agree	Strongly Agree	Students
	76.6%					
2. Supervision is available when I need it	5%	5%	9%	28%	52%	128
7. My supervisor(s) are making a real effort to understand difficulties that I face	8%	4%	10%	33%	45%	129
12. My supervisor(s) provide me with additional information relevant to my topic	8%	7%	8%	39%	38%	126
15. I have been given good guidance in topic selection and refinement	6%	11%	11%	42%	30%	129
17. My supervisor(s) are providing helpful feedback on my progress	5%	7%	8%	32%	48%	129
22. I received good guidance in my literature search	9%	11%	9%	44%	28%	128



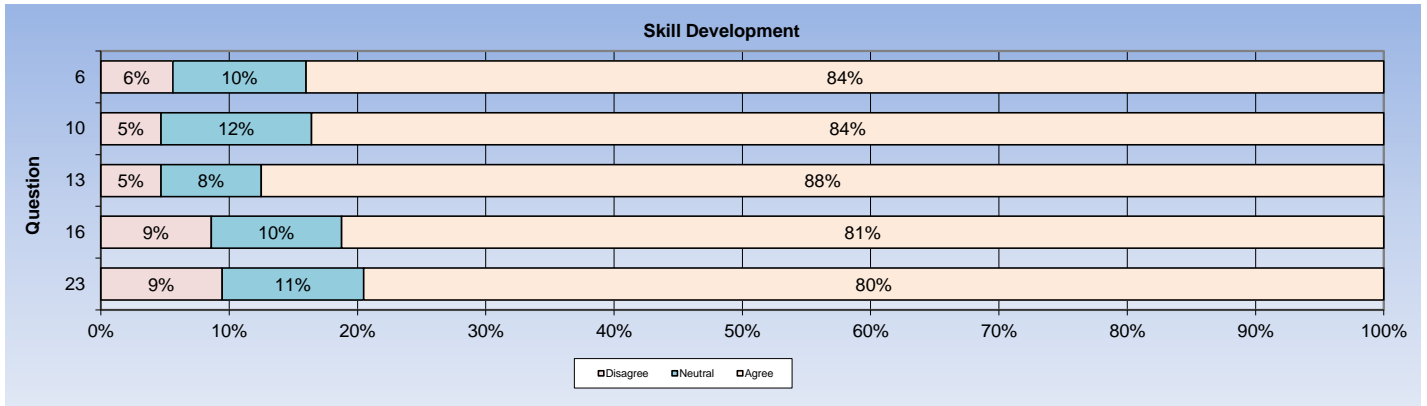
Intellectual Climate

	% AGREE					No. of
	Strongly Disagree	Disagree	Neutral	Agree	Strongly Agree	Students
	53.6%					
5. The school is providing opportunities for social contact with other postgraduate students	6%	10%	23%	40%	22%	124
9. I am becoming integrated into the school's community	8%	17%	24%	32%	20%	126
14. The school is providing opportunities for me to become involved in the broader research culture	7%	10%	31%	31%	20%	127
19. A good seminar program is being provided for postgraduate students	3%	14%	29%	34%	20%	122
20. The research context in my school is stimulating my work	7%	19%	25%	32%	17%	124



Skill Development

	% AGREE	Strongly Disagree			Strongly Agree		No. of Students
	83.2%						
6. My research is developing my problem-solving skills		2%	4%	10%	44%	40%	125
10. I am learning to develop my ideas and present them in written work		1%	4%	12%	46%	38%	128
13. My research is sharpening my analytical skills		2%	2%	8%	37%	51%	128
16. Doing my research is helping me to develop my ability to plan my own work		4%	5%	10%	46%	35%	128
23. As my research progresses, I am feeling more confident about tackling unfamiliar problems		4%	6%	11%	45%	35%	127



Overall Satisfaction

	% AGREE	Strongly Disagree			Strongly Agree		No. of Students
	70.9%						
26. Overall, I am satisfied with the quality of my higher degree research		8%	7%	14%	43%	28%	127

Others

	Strongly Disagree			Strongly Agree		No. of Students
3. I have access to suitable working space	18%	15%	15%	24%	29%	124
8. I have good access to the technical support I need	2%	9%	24%	40%	25%	124
11. I am able to organise good access to necessary equipment	5%	8%	27%	37%	23%	120
24. I have appropriate financial support for my research project	13%	12%	22%	30%	23%	122
1. I am satisfied with the supervision I am receiving	6%	6%	9%	23%	55%	129
4. I am developing an understanding of the standard of work required for my research degree and the examination process	3%	2%	12%	45%	39%	127
18. I am being encouraged and supported to publish my research	4%	12%	15%	25%	44%	126
21. I am benefiting from having more than one supervisor	10%	10%	10%	23%	46%	124
25. I am developing transferable skills that will enable me to work in a broad range of contexts after I complete my degree	2%	9%	18%	43%	27%	128

Administration

1. I find it easy to check my enrolment status and invoices online
2. I'd know what to do if I had a problem with my student administration
3. RMIT effectively resolves any student administration issue I might have

	Strongly Disagree		Strongly Agree		No. of Students	
	3%	6%	10%	31%	50%	126
	11%	9%	23%	38%	20%	128
	10%	8%	24%	39%	19%	118

Learning Support

Library - I am satisfied with...

1. The Library's e-resources collection
2. The Library's book collections
3. The quality of service provided by Library staff
4. The Library's facilities
5. Library opening hours

	Strongly Disagree		Strongly Agree		No. of Students	
	1%	5%	6%	42%	46%	123
	2%	3%	17%	38%	40%	120
	0%	3%	5%	39%	52%	122
	1%	3%	3%	43%	50%	119
	0%	5%	4%	37%	53%	116

Computing Facilities - I am satisfied with...

1. Access to computer facilities at RMIT
2. Access to the specialist software that I require
3. The availability of computer printing facilities
4. The standard of service from computing support staff

	Strongly Disagree		Strongly Agree		No. of Students	
	7%	5%	11%	34%	43%	110
	4%	12%	18%	31%	36%	120
	2%	2%	4%	37%	55%	118
	2%	6%	6%	42%	44%	117

Learning Support Services - I am satisfied with...

1. Study support
2. Language support
3. On Track workshop
4. Statistical Consultancy

	Strongly Disagree		Strongly Agree		No. of Students	
	2%	2%	20%	43%	32%	84
	1%	3%	30%	35%	31%	74
	2%	6%	30%	34%	28%	94
	10%	8%	29%	29%	24%	72

Online Services

1. I am satisfied with the Internet access provided by RMIT
2. I find the online environment useful to collaborate with other staff or students about my research

	Strongly Disagree		Strongly Agree		No. of Students	
	2%	4%	10%	44%	40%	125
	9%	9%	23%	34%	24%	120

Communication

I have enough...

1. Opportunities to discuss my academic work with my supervisor(s)
2. Opportunities to work with other research students
3. Contact with students in other disciplines

	Strongly Disagree		Strongly Agree		No. of Students	
	6%	8%	9%	28%	49%	127
	14%	18%	27%	27%	15%	124
	15%	26%	26%	22%	10%	125

Information Access

	Strongly Disagree				Strongly Agree	No. of Students
1. I know how and where to access information regarding management of and support for my candidature	7%	7%	18%	41%	27%	127
2. I know who the key HDR academic and administrative contacts are in my school	5%	6%	13%	45%	32%	128
3. The RMIT website is easy to navigate to find information I need	11%	10%	23%	36%	19%	125

Campus Life and Environment

	Strongly Disagree				Strongly Agree	No. of Students
1. The RMIT campus is a good place to spend time	5%	5%	17%	36%	37%	117
2. RMIT is friendly to people from all backgrounds	5%	6%	12%	43%	35%	121
3. I feel personally safe on campus	1%	4%	7%	45%	44%	121
4. I am treated fairly at RMIT	7%	4%	12%	42%	36%	121
5. I can balance my research with my work and home commitments	6%	8%	16%	41%	28%	124

Building and Facilities

	Strongly Disagree				Strongly Agree	No. of Students
<i>The following areas are well maintained...</i>						
1. Classrooms	2%	3%	14%	45%	36%	107
2. Lecture theatres	2%	5%	10%	45%	38%	104
3. Laboratories	2%	0%	13%	46%	38%	52
4. General access computer labs	3%	4%	11%	43%	40%	75
5. Lounge spaces	4%	5%	15%	39%	36%	112
6. Toilets	8%	10%	12%	41%	28%	121
7. Lifts	6%	5%	10%	45%	33%	124

Services and Programs for Students

<i>I am satisfied with the service or program...</i>	Strongly Disagree		Strongly Agree		No. of Students	
1. School of Graduate Research	8%	7%	13%	47%	25%	112
2. RMIT Connect	1%	6%	18%	52%	23%	88
3. Health promotion	11%	10%	18%	35%	26%	62
4. Scholarship and financial advice	7%	13%	16%	32%	33%	88
5. Career planning and advice	5%	14%	29%	33%	19%	58
6. Housing advice and assistance	18%	10%	28%	26%	18%	39
7. International student advisory services	7%	11%	13%	48%	22%	46
8. Legal Advice	3%	9%	26%	31%	31%	35
9. Counselling services	4%	7%	26%	41%	22%	46
10. Disability support	8%	4%	21%	46%	21%	24
11. Student leadership programs	6%	8%	15%	48%	23%	48
12. Religious/spiritual services	8%	14%	16%	30%	32%	37

This service is important to me...

	Yes	No	No. of Students	
1. School of Graduate Research	92%	8%	97	
2. RMIT Connect	74%	26%	98	
3. Health promotion	67%	33%	91	
4. Scholarship and financial advice	87%	13%	98	
5. Career planning and advice	65%	35%	92	
6. Housing advice and assistance	44%	56%	94	
7. International student advisory services	54%	46%	92	
8. Legal Advice	54%	46%	93	
9. Counselling services	62%	38%	94	
10. Disability support	29%	71%	91	
11. Student leadership programs	55%	45%	94	
12. Religious/spiritual services	36%	64%	92	

RMIT Link

I am satisfied with the service or program...

	Strongly Disagree		Strongly Agree		No. of Students	
1. Sport programs, sport clubs and recreation activities	6%	8%	17%	42%	28%	53
2. Visual arts, performing arts and gallery activities	5%	7%	19%	43%	26%	42

This service is important to me...

	Yes	No	No. of Students	
1. Sport programs, sport clubs and recreation activities	54%	46%	96	
2. Visual arts, performing arts and gallery activities	39%	61%	94	

Student Union

I am satisfied with the service or program...

	Strongly Disagree				Strongly Agree	No. of Students
1. Representation of student interests to the University	6%	3%	16%	42%	33%	64
2. Campaigns, information and resources to improve conditions for students	9%	7%	19%	31%	33%	67
3. Advice and support if I had a problem with the University	6%	8%	23%	35%	27%	62
4. Social activities, bands and competitions	9%	4%	17%	39%	30%	46
5. Clubs and collectives	4%	9%	24%	30%	33%	46
6. Student media, such as Catalyst and RMITV	5%	8%	21%	38%	28%	39

This service is important to me...

	Yes	No	No. of Students
1. Representation of student interests to the University	66%	34%	88
2. Campaigns, information and resources to improve conditions for students	74%	26%	97
3. Advice and support if I had a problem with the University	77%	23%	96
4. Social activities, bands and competitions	57%	43%	94
5. Clubs and collectives	49%	51%	93
6. Student media, such as Catalyst and RMITV	45%	55%	92

Outcomes

	Strongly Disagree				Strongly Agree	No. of Students
1. As an RMIT graduate I will be highly employable	4%	9%	21%	40%	26%	121
2. My research training experience at RMIT will improve my career prospects	3%	6%	16%	44%	31%	127
3. RMIT generally responds well to student feedback	10%	10%	24%	38%	19%	122
4. I would recommend higher degree research programs at RMIT to others	8%	9%	16%	37%	30%	128

Notes

The scale % AGREE is calculated by adding up all the items scored Agree/Strongly Agree across all respondents. This is divided by the total number of items answered across all respondents. Blanks or N/A's are excluded. Percentages represent the %age of the total valid responses per question, with the exception of the demographics section which represent the %age of total responses. Charts are rescaled on valid responses to total 100%. Values may round to 101 %. Valid responses exclude N/A and blank responses.