

STUDENT EXPERIENCE SURVEY - HDR

2017

College of Design and Social Context

Survey Population: 544
 Respondents: 218
 Response Rate: 40.1%

Demographics (% of total sample size)

Commencement Year

Pre 2012	9
2012	8
2013	22
2014	43
2015	62
2016	42
2017	32

Age

<20	0%
21-24	1%
25-34	30%
35-44	28%
45+	41%

Gender

Male	36%
Female	64%

Citizenship

Australian	67%
International onshore	24%
International offshore	8%

Program Type

Master by research	9%
Doctorate by research	91%

Attendance Type

Full time	64%
Part time	35%

Location

On-campus	64%
Off-campus	34%

Milestones

Confirmation of candidature	61%
Completion seminar	23%

LOTE

Yes	37%
No	63%

Rural Relocatee

Yes	3%
No	95%

Main Funds Source

Employment	32%
Cadetship	0%
Family	6%
AusAid/IDP	1%
Home Government	2%
Scholarship	42%
Loan	2%
Savings	7%
Other	6%

Employment

Part time (1-14 hrs)	25%
Part time (15-20 hrs)	11%
Part time (21-34 hrs)	9%
Full time (35+ hrs)	23%
Not at all	30%

Research Degree Included

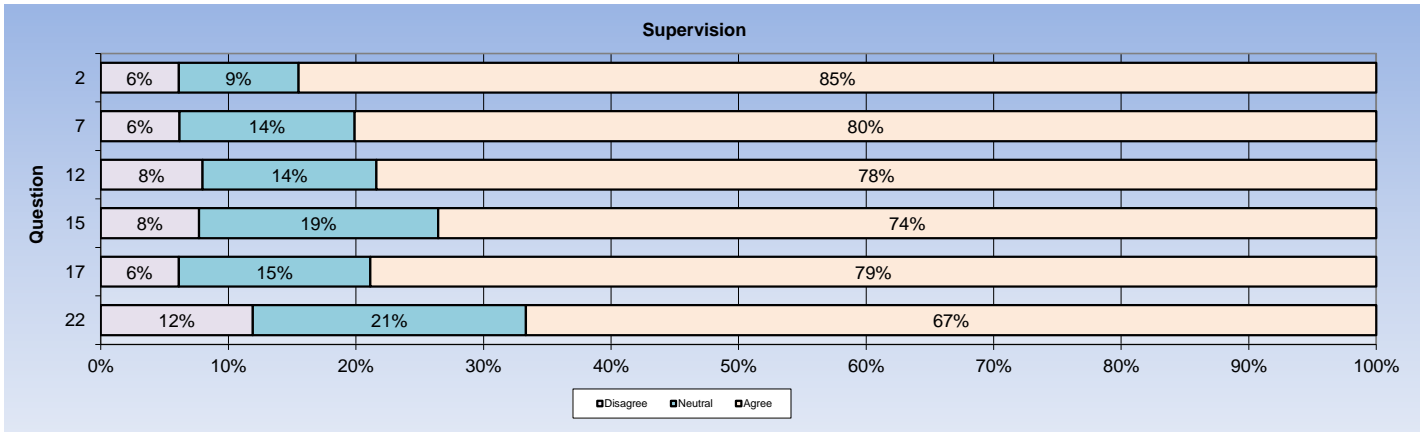
Working for industry	
Yes	7%
No	67%
Working with industry	
Yes	14%
No	61%
Industry internship	
Yes	10%
No	61%

Snapshot Scales 2017

Supervision	77.1%
Intellectual Climate	60.7%
Skill Development	85.5%
Overall Satisfaction	78.5%

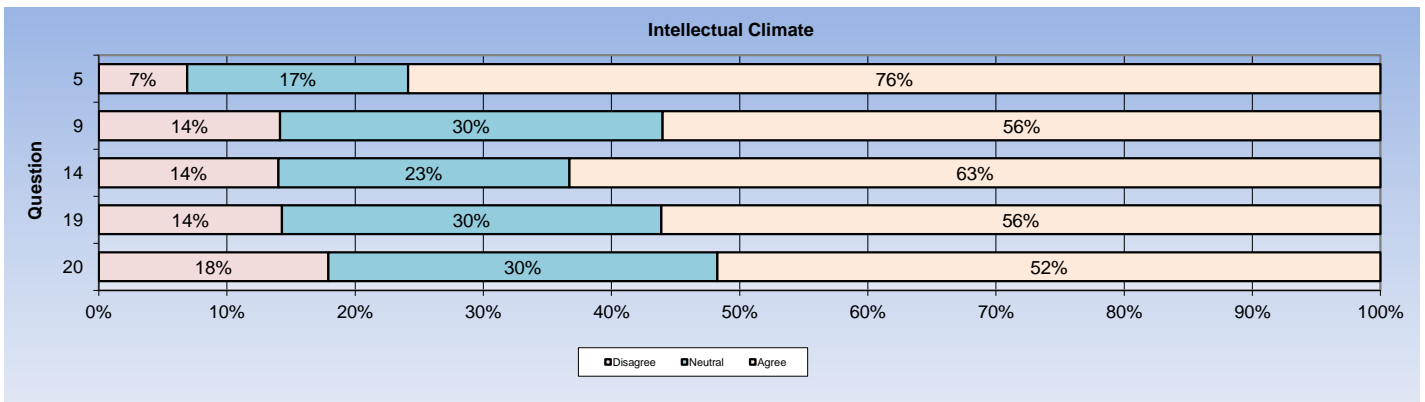
Supervision

	% AGREE					No. of
	Strongly Disagree	Disagree	Neutral	Agree	Strongly Agree	Students
	77.1%					
2. Supervision is available when I need it	2%	4%	9%	31%	54%	213
7. My supervisor(s) are making a real effort to understand difficulties that I face	2%	4%	14%	27%	53%	211
12. My supervisor(s) provide me with additional information relevant to my topic	2%	6%	14%	27%	51%	213
15. I have been given good guidance in topic selection and refinement	2%	5%	19%	36%	38%	208
17. My supervisor(s) are providing helpful feedback on my progress	2%	4%	15%	25%	54%	213
22. I received good guidance in my literature search	2%	10%	21%	37%	30%	210



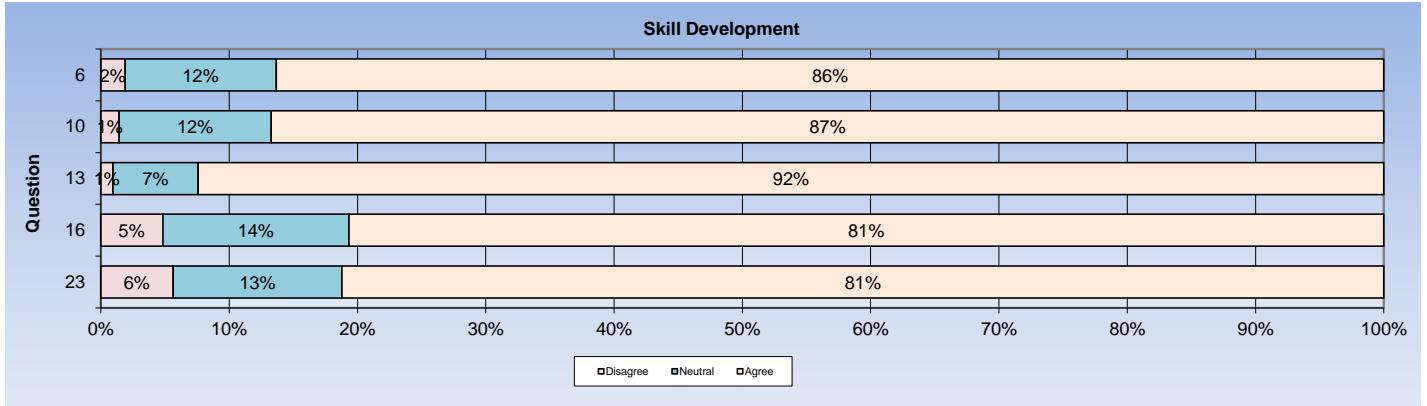
Intellectual Climate

	% AGREE					No. of
	Strongly Disagree	Disagree	Neutral	Agree	Strongly Agree	Students
	60.7%					
5. The school is providing opportunities for social contact with other postgraduate students	2%	4%	17%	39%	37%	203
9. I am becoming integrated into the school's community	4%	10%	30%	32%	24%	191
14. The school is providing opportunities for me to become involved in the broader research culture	3%	11%	23%	35%	28%	207
19. A good seminar program is being provided for postgraduate students	7%	8%	30%	29%	27%	196
20. The research context in my school is stimulating my work	6%	11%	30%	26%	26%	201



Skill Development

	% AGREE						No. of
	85.5%	Strongly Disagree				Strongly Agree	Students
6. My research is developing my problem-solving skills		0%	1%	12%	35%	51%	212
10. I am learning to develop my ideas and present them in written work		0%	1%	12%	37%	50%	211
13. My research is sharpening my analytical skills		0%	0%	7%	42%	51%	211
16. Doing my research is helping me to develop my ability to plan my own work		0%	4%	14%	36%	44%	207
23. As my research progresses, I am feeling more confident about tackling unfamiliar problems		1%	5%	13%	43%	38%	213



Overall Satisfaction

	% AGREE						No. of
	78.5%	Strongly Disagree				Strongly Agree	Students
26. Overall, I am satisfied with the quality of my higher degree research		1%	6%	15%	36%	43%	214

Others

						No. of
	Strongly Disagree				Strongly Agree	Students
3. I have access to suitable working space	9%	7%	15%	24%	44%	183
8. I have good access to the technical support I need	3%	10%	18%	40%	29%	192
11. I am able to organise good access to necessary equipment	3%	6%	25%	39%	27%	173
24. I have appropriate financial support for my research project	14%	13%	23%	21%	30%	196
1. I am satisfied with the supervision I am receiving	1%	6%	10%	22%	60%	216
4. I am developing an understanding of the standard of work required for my research degree and the examination process	1%	3%	10%	39%	46%	213
18. I am being encouraged and supported to publish my research	4%	8%	22%	29%	37%	202
21. I am benefiting from having more than one supervisor	6%	6%	7%	23%	58%	211
25. I am developing transferable skills that will enable me to work in a broad range of contexts after I complete my degree	2%	7%	20%	32%	39%	204

Administration

	Strongly Disagree				Strongly Agree	No. of Students
1. I find it easy to check my enrolment status and invoices online	3%	5%	16%	33%	43%	211
2. I'd know what to do if I had a problem with my student administration	4%	12%	19%	33%	32%	212
3. RMIT effectively resolves any student administration issue I might have	3%	7%	21%	31%	39%	199

Learning Support

Library - I am satisfied with...

	Strongly Disagree				Strongly Agree	No. of Students
1. The Library's e-resources collection	0%	6%	11%	39%	44%	204
2. The Library's book collections	2%	5%	21%	38%	35%	194
3. The quality of service provided by Library staff	1%	1%	4%	28%	68%	195
4. The Library's facilities	1%	4%	9%	43%	43%	187
5. Library opening hours	3%	2%	9%	35%	51%	174

Computing Facilities - I am satisfied with...

	Strongly Disagree				Strongly Agree	No. of Students
1. Access to computer facilities at RMIT	4%	6%	14%	36%	40%	156
2. Access to the specialist software that I require	4%	9%	21%	33%	33%	160
3. The availability of computer printing facilities	1%	6%	8%	34%	51%	169
4. The standard of service from computing support staff	2%	2%	17%	36%	42%	161

Learning Support Services - I am satisfied with...

	Strongly Disagree				Strongly Agree	No. of Students
1. Study support	2%	4%	15%	34%	45%	108
2. Language support	6%	3%	22%	29%	40%	65
3. On Track workshop	3%	3%	19%	35%	40%	105
4. Statistical Consultancy	7%	5%	33%	21%	34%	61

Online Services

	Strongly Disagree				Strongly Agree	No. of Students
1. I am satisfied with the Internet access provided by RMIT	2%	3%	13%	41%	41%	196
2. I find the online environment useful to collaborate with other staff or students about my research	8%	13%	28%	27%	23%	179

Communication

I have enough...

	Strongly Disagree				Strongly Agree	No. of Students
1. Opportunities to discuss my academic work with my supervisor(s)	2%	6%	14%	31%	48%	213
2. Opportunities to work with other research students	8%	14%	24%	29%	24%	198
3. Contact with students in other disciplines	23%	16%	31%	20%	11%	183

Information Access

	Strongly Disagree		Strongly Agree			No. of Students
1. I know how and where to access information regarding management of and support for my candidature	1%	8%	20%	38%	32%	213
2. I know who the key HDR academic and administrative contacts are in my school	1%	3%	11%	30%	55%	210
3. The RMIT website is easy to navigate to find information I need	12%	18%	27%	28%	15%	210

Campus Life and Environment

	Strongly Disagree		Strongly Agree			No. of Students
1. The RMIT campus is a good place to spend time	3%	9%	24%	35%	29%	181
2. RMIT is friendly to people from all backgrounds	1%	2%	17%	37%	43%	182
3. I feel personally safe on campus	0%	2%	6%	35%	57%	188
4. I am treated fairly at RMIT	0%	3%	12%	32%	53%	193
5. I can balance my research with my work and home commitments	4%	11%	21%	33%	31%	206

Building and Facilities

	Strongly Disagree		Strongly Agree			No. of Students
<i>The following areas are well maintained...</i>						
1. Classrooms	1%	5%	15%	47%	32%	154
2. Lecture theatres	1%	3%	15%	46%	35%	142
3. Laboratories	0%	7%	13%	40%	40%	60
4. General access computer labs	1%	4%	19%	40%	37%	112
5. Lounge spaces	1%	7%	15%	44%	33%	141
6. Toilets	11%	13%	22%	32%	23%	189
7. Lifts	2%	6%	21%	46%	25%	175

Services and Programs for Students

<i>I am satisfied with the service or program...</i>	Strongly Disagree					No.
	Disagree			Strongly Agree	Students	
1. School of Graduate Research	2%	6%	25%	32%	35%	161
2. RMIT Connect	0%	3%	21%	42%	34%	122
3. Health promotion	3%	10%	36%	20%	31%	59
4. Scholarship and financial advice	7%	13%	16%	27%	36%	141
5. Career planning and advice	11%	19%	28%	16%	26%	74
6. Housing advice and assistance	9%	6%	35%	15%	35%	34
7. International student advisory services	4%	2%	43%	19%	32%	53
8. Legal Advice	3%	3%	42%	12%	39%	33
9. Counselling services	3%	6%	27%	22%	42%	64
10. Disability support	7%	10%	28%	7%	48%	29
11. Student leadership programs	7%	2%	21%	30%	40%	43
12. Religious/spiritual services	3%	6%	31%	31%	28%	32

This service is important to me...

	Yes		No		No. of Students
1. School of Graduate Research	88%		12%		160
2. RMIT Connect	65%		35%		162
3. Health promotion	48%		52%		155
4. Scholarship and financial advice	82%		18%		170
5. Career planning and advice	63%		37%		155
6. Housing advice and assistance	31%		69%		153
7. International student advisory services	48%		52%		157
8. Legal Advice	45%		55%		150
9. Counselling services	60%		40%		159
10. Disability support	34%		66%		153
11. Student leadership programs	36%		64%		152
12. Religious/spiritual services	25%		75%		154

RMIT Link

I am satisfied with the service or program...

	Strongly Disagree					No.
	Disagree			Strongly Agree	Students	
1. Sport programs, sport clubs and recreation activities	6%	4%	27%	29%	33%	48
2. Visual arts, performing arts and gallery activities	1%	5%	23%	37%	34%	103

This service is important to me...

	Yes		No		No. of Students
1. Sport programs, sport clubs and recreation activities	42%		58%		146
2. Visual arts, performing arts and gallery activities	67%		33%		163

Student Union

I am satisfied with the service or program...

	Strongly Disagree				Strongly Agree	No. of Students
1. Representation of student interests to the University	4%	7%	26%	37%	27%	82
2. Campaigns, information and resources to improve conditions for students	4%	6%	31%	40%	19%	84
3. Advice and support if I had a problem with the University	4%	11%	29%	25%	31%	75
4. Social activities, bands and competitions	2%	8%	25%	37%	29%	65
5. Clubs and collectives	2%	9%	29%	34%	27%	56
6. Student media, such as Catalyst and RMITV	2%	8%	33%	35%	22%	51

This service is important to me...

	Yes	No	No. of Students
1. Representation of student interests to the University	72%	28%	151
2. Campaigns, information and resources to improve conditions for students	67%	33%	151
3. Advice and support if I had a problem with the University	78%	22%	150
4. Social activities, bands and competitions	45%	55%	146
5. Clubs and collectives	45%	55%	142
6. Student media, such as Catalyst and RMITV	40%	60%	147

Outcomes

	Strongly Disagree				Strongly Agree	No. of Students
1. As an RMIT graduate I will be highly employable	1%	8%	36%	31%	25%	195
2. My research training experience at RMIT will improve my career prospects	1%	4%	20%	38%	37%	204
3. RMIT generally responds well to student feedback	3%	10%	28%	32%	27%	177
4. I would recommend higher degree research programs at RMIT to others	2%	5%	15%	35%	43%	213

Notes

The scale % AGREE is calculated by adding up all the items scored Agree/Strongly Agree across all respondents. This is divided by the total number of items answered across all respondents. Blanks or N/A's are excluded. Percentages represent the %age of the total valid responses per question, with the exception of the demographics section which represent the %age of total responses. Charts are rescaled on valid responses to total 100%. Values may round to 101 %. Valid responses exclude N/A and blank responses.