

# STUDENT EXPERIENCE SURVEY - HDR

## 2017

**College of Science, Engineering and Health**
**Survey Population: 1,015**
**Respondents: 476**
**Response Rate: 46.9%**
**Demographics (% of total sample size)**
**Commencement Year**

Pre 2012	12
2012	14
2013	32
2014	82
2015	122
2016	126
2017	88

**Age**

<20	0%
21-24	10%
25-34	62%
35-44	21%
45+	8%

**Gender**

Male	63%
Female	37%

**Citizenship**

Australian	52%
International onshore	43%
International offshore	5%

**Program Type**

Master by research	8%
Doctorate by research	92%

**Attendance Type**

Full time	84%
Part time	15%

**Location**

On-campus	79%
Off-campus	20%

**Milestones**

Confirmation of candidature	54%
Completion seminar	26%

**LOTE**

Yes	74%
No	26%

**Rural Relocatee**

Yes	6%
No	92%

**Main Funds Source**

Employment	15%
Cadetship	0%
Family	10%
AusAid/IDP	1%
Home Government	7%
Scholarship	58%
Loan	0%
Savings	5%
Other	3%

**Employment**

Part time (1-14 hrs)	25%
Part time (15-20 hrs)	7%
Part time (21-34 hrs)	3%
Full time (35+ hrs)	14%
Not at all	47%

**Research Degree Included**

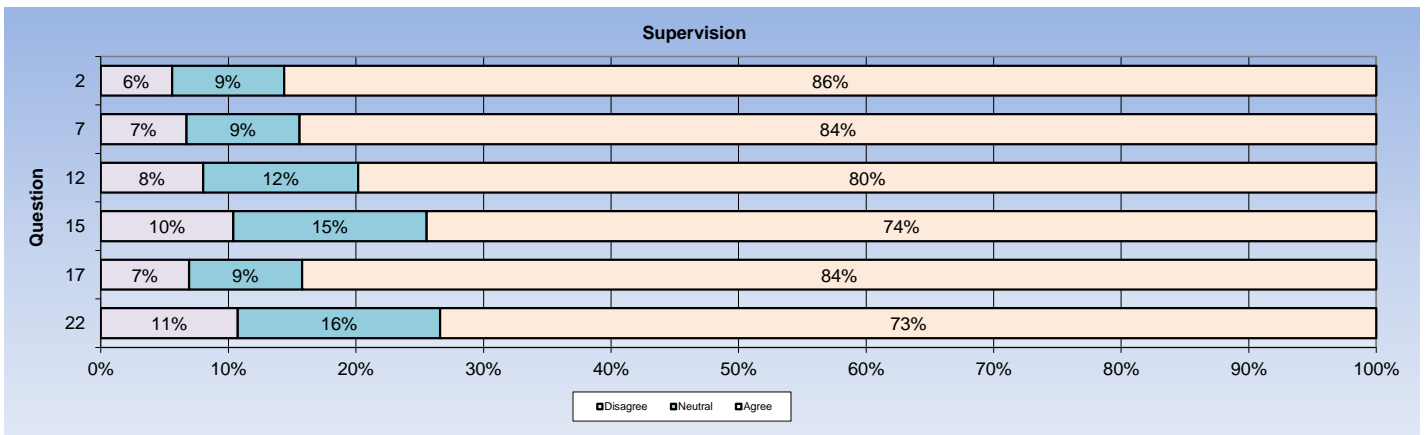
<b>Working for industry</b>	
Yes	9%
No	68%
<b>Working with industry</b>	
Yes	21%
No	58%
<b>Industry internship</b>	
Yes	12%
No	63%

**Snapshot Scales 2017**

Supervision	80.3%
Intellectual Climate	61.9%
Skill Development	88.0%
Overall Satisfaction	79.7%

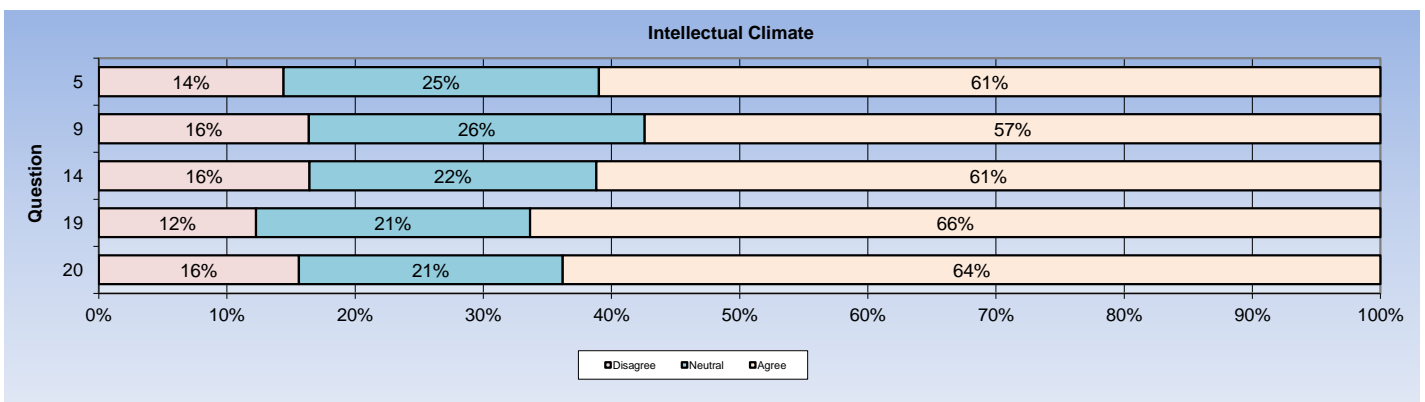
**Supervision**

	% AGREE					No. of Students
	Strongly Disagree	Disagree	Neutral	Agree	Strongly Agree	
	<b>80.3%</b>					
2. Supervision is available when I need it	2%	4%	9%	24%	62%	466
7. My supervisor(s) are making a real effort to understand difficulties that I face	3%	4%	9%	26%	59%	462
12. My supervisor(s) provide me with additional information relevant to my topic	3%	5%	12%	28%	52%	461
15. I have been given good guidance in topic selection and refinement	3%	7%	15%	37%	37%	462
17. My supervisor(s) are providing helpful feedback on my progress	3%	4%	9%	28%	56%	463
22. I received good guidance in my literature search	3%	8%	16%	35%	39%	466



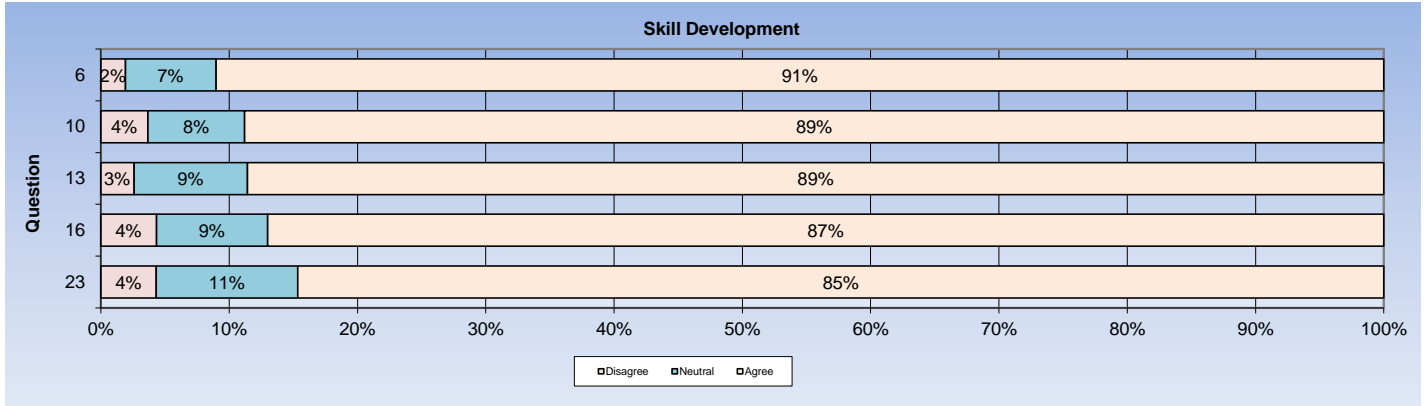
**Intellectual Climate**

	% AGREE					No. of Students
	Strongly Disagree	Disagree	Neutral	Agree	Strongly Agree	
	<b>61.9%</b>					
5. The school is providing opportunities for social contact with other postgraduate students	5%	10%	25%	34%	27%	451
9. I am becoming integrated into the school's community	7%	10%	26%	34%	23%	439
14. The school is providing opportunities for me to become involved in the broader research culture	6%	10%	22%	37%	25%	456
19. A good seminar program is being provided for postgraduate students	6%	6%	21%	35%	31%	440
20. The research context in my school is stimulating my work	6%	10%	21%	37%	27%	442



### Skill Development

	% AGREE	Strongly Disagree			Strongly Agree	No. of Students	
	88.0%						
6. My research is developing my problem-solving skills		1%	1%	7%	35%	56%	468
10. I am learning to develop my ideas and present them in written work		1%	2%	8%	42%	47%	464
13. My research is sharpening my analytical skills		1%	1%	9%	29%	60%	464
16. Doing my research is helping me to develop my ability to plan my own work		2%	3%	9%	36%	51%	462
23. As my research progresses, I am feeling more confident about tackling unfamiliar problems		1%	3%	11%	39%	45%	463



### Overall Satisfaction

	% AGREE	Strongly Disagree			Strongly Agree	No. of Students	
	79.7%						
26. Overall, I am satisfied with the quality of my higher degree research		3%	5%	12%	39%	40%	464

### Others

	Strongly Disagree			Strongly Agree	No. of Students	
3. I have access to suitable working space	9%	6%	13%	30%	41%	450
8. I have good access to the technical support I need	6%	8%	15%	38%	33%	462
11. I am able to organise good access to necessary equipment	6%	5%	22%	35%	32%	436
24. I have appropriate financial support for my research project	14%	11%	18%	25%	32%	447
1. I am satisfied with the supervision I am receiving	4%	4%	8%	24%	61%	468
4. I am developing an understanding of the standard of work required for my research degree and the examination process	1%	2%	10%	35%	51%	465
18. I am being encouraged and supported to publish my research	2%	4%	10%	27%	56%	458
21. I am benefiting from having more than one supervisor	6%	6%	12%	24%	52%	454
25. I am developing transferable skills that will enable me to work in a broad range of contexts after I complete my degree	3%	3%	12%	36%	47%	458

### Administration

	Strongly Disagree				Strongly Agree		No. of Students
1. I find it easy to check my enrolment status and invoices online	2%	3%	13%	32%	49%	463	
2. I'd know what to do if I had a problem with my student administration	6%	10%	18%	35%	31%	462	
3. RMIT effectively resolves any student administration issue I might have	7%	9%	19%	33%	32%	438	

### Learning Support

#### Library - I am satisfied with...

	Strongly Disagree				Strongly Agree		No. of Students
1. The Library's e-resources collection	1%	3%	7%	38%	51%	439	
2. The Library's book collections	2%	3%	12%	41%	42%	415	
3. The quality of service provided by Library staff	1%	0%	5%	34%	60%	428	
4. The Library's facilities	2%	2%	9%	39%	49%	422	
5. Library opening hours	2%	7%	10%	34%	46%	403	

#### Computing Facilities - I am satisfied with...

	Strongly Disagree				Strongly Agree		No. of Students
1. Access to computer facilities at RMIT	4%	7%	13%	31%	45%	426	
2. Access to the specialist software that I require	7%	8%	18%	29%	37%	434	
3. The availability of computer printing facilities	2%	3%	8%	32%	55%	438	
4. The standard of service from computing support staff	3%	4%	13%	35%	44%	428	

#### Learning Support Services - I am satisfied with...

	Strongly Disagree				Strongly Agree		No. of Students
1. Study support	3%	4%	19%	37%	37%	295	
2. Language support	6%	5%	18%	33%	38%	255	
3. On Track workshop	6%	4%	16%	35%	39%	289	
4. Statistical Consultancy	7%	7%	19%	33%	33%	269	

### Online Services

	Strongly Disagree				Strongly Agree		No. of Students
1. I am satisfied with the Internet access provided by RMIT	2%	4%	10%	37%	47%	452	
2. I find the online environment useful to collaborate with other staff or students about my research	6%	8%	17%	32%	37%	438	

### Communication

#### I have enough...

	Strongly Disagree				Strongly Agree		No. of Students
1. Opportunities to discuss my academic work with my supervisor(s)	3%	4%	8%	27%	57%	461	
2. Opportunities to work with other research students	8%	11%	19%	30%	32%	438	
3. Contact with students in other disciplines	13%	18%	26%	21%	21%	432	

### Information Access

	Strongly Disagree				Strongly Agree	No. of Students
1. I know how and where to access information regarding management of and support for my candidature	3%	6%	20%	36%	35%	456
2. I know who the key HDR academic and administrative contacts are in my school	3%	5%	14%	36%	43%	462
3. The RMIT website is easy to navigate to find information I need	9%	12%	20%	32%	27%	461

### Campus Life and Environment

	Strongly Disagree				Strongly Agree	No. of Students
1. The RMIT campus is a good place to spend time	7%	9%	16%	31%	37%	440
2. RMIT is friendly to people from all backgrounds	2%	3%	11%	36%	48%	435
3. I feel personally safe on campus	2%	1%	8%	33%	56%	441
4. I am treated fairly at RMIT	3%	3%	11%	33%	49%	439
5. I can balance my research with my work and home commitments	5%	6%	17%	37%	35%	452

### Building and Facilities

	Strongly Disagree				Strongly Agree	No. of Students
<i>The following areas are well maintained...</i>						
1. Classrooms	3%	2%	13%	40%	42%	370
2. Lecture theatres	2%	2%	13%	42%	41%	374
3. Laboratories	7%	5%	17%	35%	36%	371
4. General access computer labs	5%	5%	17%	36%	37%	362
5. Lounge spaces	4%	4%	14%	38%	40%	404
6. Toilets	6%	9%	16%	35%	34%	449
7. Lifts	9%	8%	20%	31%	32%	420

## Services and Programs for Students

	Strongly Disagree		Strongly Agree		No. of Students	
<b><i>I am satisfied with the service or program...</i></b>						
1. School of Graduate Research	5%	4%	15%	34%	42%	394
2. RMIT Connect	3%	4%	16%	35%	42%	341
3. Health promotion	5%	7%	27%	29%	32%	212
4. Scholarship and financial advice	10%	8%	17%	30%	35%	345
5. Career planning and advice	5%	9%	28%	31%	27%	261
6. Housing advice and assistance	8%	10%	30%	30%	23%	168
7. International student advisory services	7%	6%	25%	32%	30%	190
8. Legal Advice	8%	6%	29%	29%	27%	171
9. Counselling services	7%	4%	25%	31%	33%	179
10. Disability support	4%	1%	27%	33%	36%	128
11. Student leadership programs	7%	4%	24%	34%	31%	181
12. Religious/spiritual services	5%	5%	21%	31%	38%	169

	Yes	No	No. of Students
	<b><i>This service is important to me...</i></b>		
1. School of Graduate Research	91%	9%	352
2. RMIT Connect	72%	28%	351
3. Health promotion	62%	38%	332
4. Scholarship and financial advice	89%	11%	354
5. Career planning and advice	73%	27%	335
6. Housing advice and assistance	38%	62%	327
7. International student advisory services	49%	51%	320
8. Legal Advice	54%	46%	321
9. Counselling services	55%	45%	319
10. Disability support	30%	70%	320
11. Student leadership programs	52%	48%	320
12. Religious/spiritual services	38%	62%	314

## RMIT Link

	Strongly Disagree		Strongly Agree		No. of Students	
<b><i>I am satisfied with the service or program...</i></b>						
1. Sport programs, sport clubs and recreation activities	9%	8%	21%	33%	30%	218
2. Visual arts, performing arts and gallery activities	7%	6%	23%	35%	29%	171

	Yes	No	No. of Students
	<b><i>This service is important to me...</i></b>		
1. Sport programs, sport clubs and recreation activities	60%	40%	324
2. Visual arts, performing arts and gallery activities	37%	63%	315

## Student Union

### *I am satisfied with the service or program...*

	Strongly Disagree				Strongly Agree	No. of Students
1. Representation of student interests to the University	5%	7%	28%	31%	29%	239
2. Campaigns, information and resources to improve conditions for students	6%	6%	28%	34%	25%	248
3. Advice and support if I had a problem with the University	6%	6%	25%	34%	29%	225
4. Social activities, bands and competitions	6%	8%	25%	35%	26%	213
5. Clubs and collectives	6%	6%	28%	32%	28%	194
6. Student media, such as Catalyst and RMITV	6%	3%	29%	34%	28%	176

### *This service is important to me...*

	Yes	No	No. of Students
1. Representation of student interests to the University	66%	34%	313
2. Campaigns, information and resources to improve conditions for students	69%	31%	316
3. Advice and support if I had a problem with the University	71%	29%	322
4. Social activities, bands and competitions	53%	47%	315
5. Clubs and collectives	48%	52%	315
6. Student media, such as Catalyst and RMITV	42%	58%	310

## Outcomes

	Strongly Disagree				Strongly Agree	No. of Students
1. As an RMIT graduate I will be highly employable	3%	8%	30%	33%	27%	429
2. My research training experience at RMIT will improve my career prospects	1%	4%	18%	38%	39%	453
3. RMIT generally responds well to student feedback	6%	7%	24%	34%	29%	403
4. I would recommend higher degree research programs at RMIT to others	7%	6%	19%	34%	34%	452

### Notes

The scale % AGREE is calculated by adding up all the items scored Agree/Strongly Agree across all respondents. This is divided by the total number of items answered across all respondents. Blanks or N/A's are excluded. Percentages represent the %age of the total valid responses per question, with the exception of the demographics section which represent the %age of total responses. Charts are rescaled on valid responses to total 100%. Values may round to 101 %.

Valid responses exclude N/A and blank responses.