

# STUDENT EXPERIENCE SURVEY - HDR

## 2017

**615H - Accounting  
BUS**
**Survey Population: 35  
Respondents: 14  
Response Rate: 40.0%**
**Demographics (% of total sample size)**
**Commencement Year**

Pre 2012	1
2012	0
2013	0
2014	5
2015	1
2016	3
2017	4

**Age**

<20	0%
21-24	0%
25-34	36%
35-44	50%
45+	14%

**Gender**

Male	50%
Female	50%

**Citizenship**

Australian	64%
International onshore	36%
International offshore	0%

**Program Type**

Master by research	7%
Doctorate by research	93%

**Attendance Type**

Full time	71%
Part time	29%

**Location**

On-campus	79%
Off-campus	21%

**Milestones**

Confirmation of candidature	43%
Completion seminar	43%

**LOTE**

Yes	79%
No	21%

**Rural Relocatee**

Yes	0%
No	100%

**Main Funds Source**

Employment	36%
Cadetship	0%
Family	7%
AusAid/IDP	0%
Home Government	21%
Scholarship	36%
Loan	0%
Savings	0%
Other	0%

**Employment**

Part time (1-14 hrs)	36%
Part time (15-20 hrs)	0%
Part time (21-34 hrs)	0%
Full time (35+ hrs)	21%
Not at all	43%

**Research Degree Included**

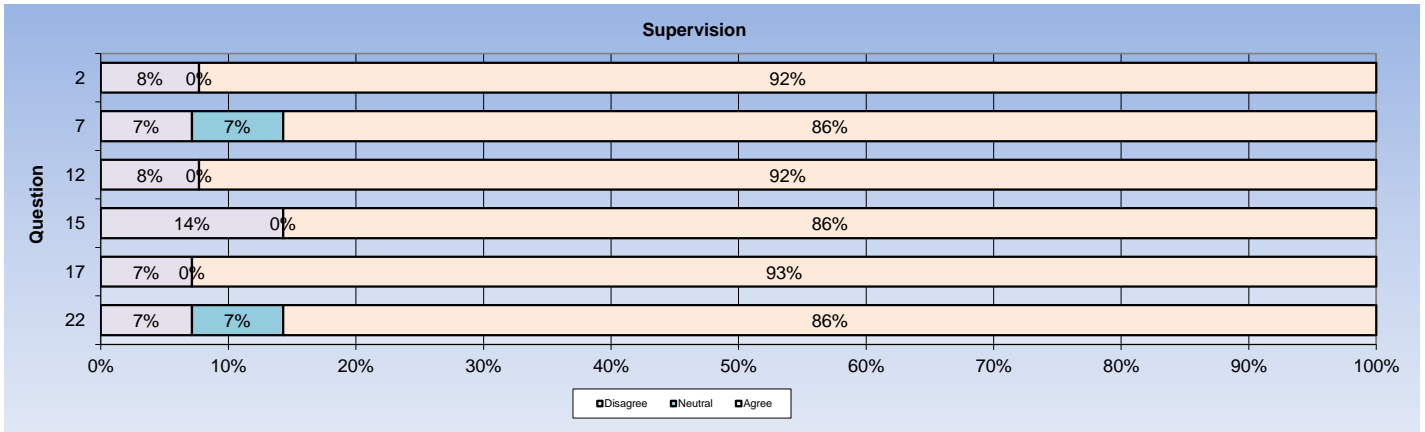
<b>Working for industry</b>	
Yes	0%
No	86%
<b>Working with industry</b>	
Yes	14%
No	71%
<b>Industry internship</b>	
Yes	29%
No	50%

**Snapshot Scales 2017**

Supervision	89.0%
Intellectual Climate	58.0%
Skill Development	83.8%
Overall Satisfaction	92.9%

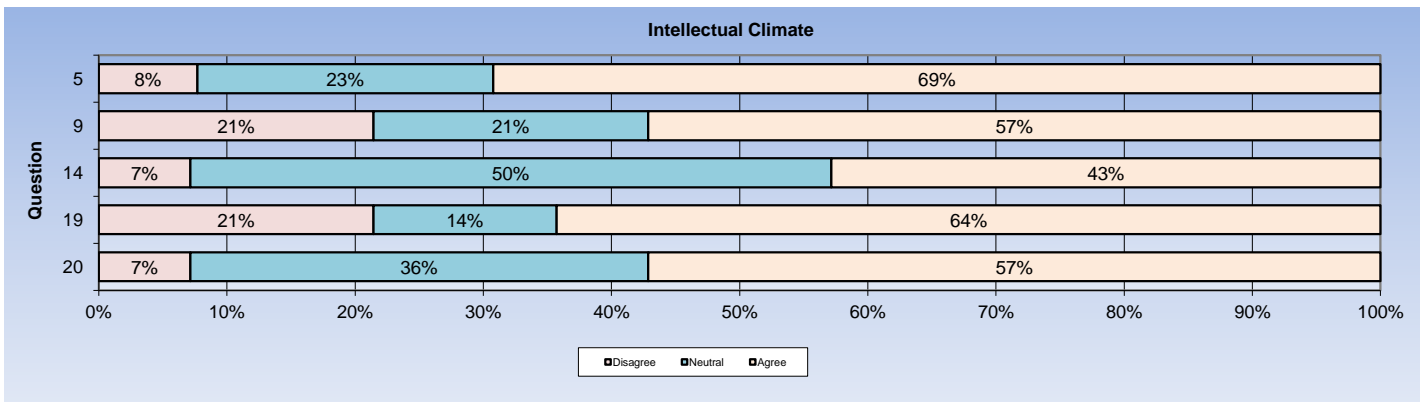
**Supervision**

	% AGREE				Strongly Disagree	Strongly Agree	No. of Students
	89.0%						
2. Supervision is available when I need it	8%	0%	0%	0%	92%		13
7. My supervisor(s) are making a real effort to understand difficulties that I face	7%	0%	7%	14%	71%		14
12. My supervisor(s) provide me with additional information relevant to my topic	8%	0%	0%	54%	38%		13
15. I have been given good guidance in topic selection and refinement	7%	7%	0%	50%	36%		14
17. My supervisor(s) are providing helpful feedback on my progress	7%	0%	0%	7%	86%		14
22. I received good guidance in my literature search	7%	0%	7%	64%	21%		14



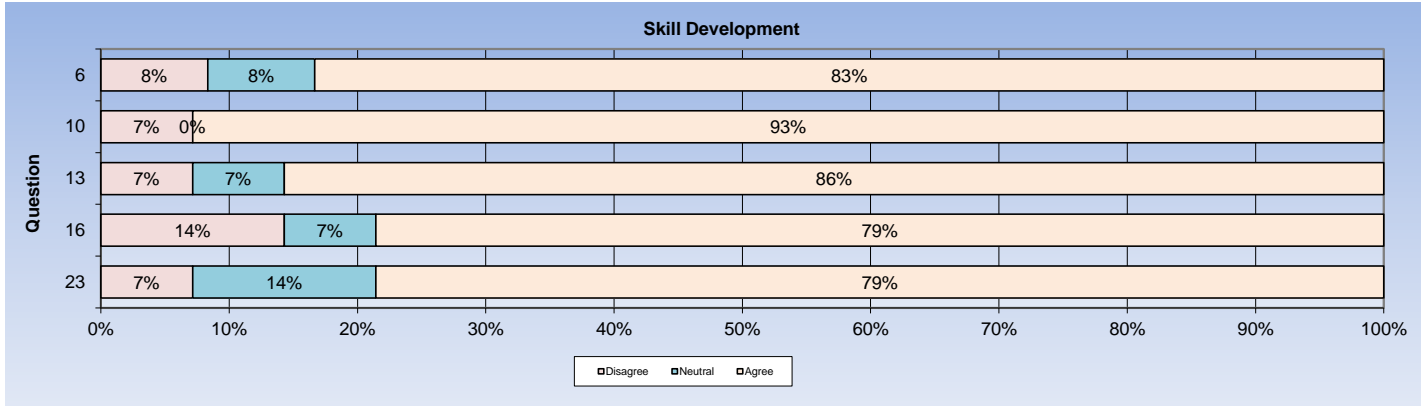
**Intellectual Climate**

	% AGREE				Strongly Disagree	Strongly Agree	No. of Students
	58.0%						
5. The school is providing opportunities for social contact with other postgraduate students	0%	8%	23%	38%	31%		13
9. I am becoming integrated into the school's community	0%	21%	21%	43%	14%		14
14. The school is providing opportunities for me to become involved in the broader research culture	0%	7%	50%	21%	21%		14
19. A good seminar program is being provided for postgraduate students	0%	21%	14%	29%	36%		14
20. The research context in my school is stimulating my work	7%	0%	36%	29%	29%		14



### Skill Development

	% AGREE	Strongly Disagree			Strongly Agree		No. of Students
	83.8%						
6. My research is developing my problem-solving skills		8%	0%	8%	50%	33%	12
10. I am learning to develop my ideas and present them in written work		7%	0%	0%	50%	43%	14
13. My research is sharpening my analytical skills		7%	0%	7%	43%	43%	14
16. Doing my research is helping me to develop my ability to plan my own work		7%	7%	7%	43%	36%	14
23. As my research progresses, I am feeling more confident about tackling unfamiliar problems		7%	0%	14%	43%	36%	14



### Overall Satisfaction

	% AGREE	Strongly Disagree			Strongly Agree		No. of Students
	92.9%						
26. Overall, I am satisfied with the quality of my higher degree research		7%	0%	0%	57%	36%	14

### Others

	Strongly Disagree			Strongly Agree		No. of Students
3. I have access to suitable working space	8%	8%	23%	31%	31%	13
8. I have good access to the technical support I need	0%	14%	21%	43%	21%	14
11. I am able to organise good access to necessary equipment	15%	23%	8%	23%	31%	13
24. I have appropriate financial support for my research project	7%	14%	21%	36%	21%	14
1. I am satisfied with the supervision I am receiving	7%	0%	0%	0%	93%	14
4. I am developing an understanding of the standard of work required for my research degree and the examination process	7%	0%	0%	43%	50%	14
18. I am being encouraged and supported to publish my research	0%	7%	0%	36%	57%	14
21. I am benefiting from having more than one supervisor	15%	8%	23%	15%	38%	13
25. I am developing transferable skills that will enable me to work in a broad range of contexts after I complete my degree	7%	0%	14%	43%	36%	14

**Administration**

1. I find it easy to check my enrolment status and invoices online
2. I'd know what to do if I had a problem with my student administration
3. RMIT effectively resolves any student administration issue I might have

	Strongly Disagree				Strongly Agree		No. of Students
	7%	0%	14%	21%	57%		14
	21%	0%	36%	21%	21%		14
	8%	15%	15%	31%	31%		13

**Learning Support**

**Library - I am satisfied with...**

1. The Library's e-resources collection
2. The Library's book collections
3. The quality of service provided by Library staff
4. The Library's facilities
5. Library opening hours

	Strongly Disagree				Strongly Agree		No. of Students
	0%	0%	0%	50%	50%		14
	0%	0%	8%	54%	38%		13
	0%	8%	15%	31%	46%		13
	8%	0%	8%	46%	38%		13
	0%	8%	8%	33%	50%		12

**Computing Facilities - I am satisfied with...**

1. Access to computer facilities at RMIT
2. Access to the specialist software that I require
3. The availability of computer printing facilities
4. The standard of service from computing support staff

	Strongly Disagree				Strongly Agree		No. of Students
	8%	8%	0%	46%	38%		13
	8%	8%	8%	38%	38%		13
	17%	0%	0%	33%	50%		12
	8%	8%	0%	38%	46%		13

**Learning Support Services - I am satisfied with...**

1. Study support
2. Language support
3. On Track workshop
4. Statistical Consultancy

	Strongly Disagree				Strongly Agree		No. of Students
	0%	0%	25%	38%	38%		8
	0%	0%	50%	0%	50%		6
	0%	18%	18%	27%	36%		11
	11%	0%	44%	11%	33%		9

**Online Services**

1. I am satisfied with the Internet access provided by RMIT
2. I find the online environment useful to collaborate with other staff or students about my research

	Strongly Disagree				Strongly Agree		No. of Students
	7%	7%	7%	43%	36%		14
	14%	0%	21%	29%	36%		14

**Communication**

**I have enough...**

1. Opportunities to discuss my academic work with my supervisor(s)
2. Opportunities to work with other research students
3. Contact with students in other disciplines

	Strongly Disagree				Strongly Agree		No. of Students
	7%	0%	0%	14%	79%		14
	7%	21%	36%	14%	21%		14
	14%	36%	7%	29%	14%		14

## Information Access

	Strongly Disagree				Strongly Agree	No. of Students
1. I know how and where to access information regarding management of and support for my candidature	7%	7%	21%	36%	29%	14
2. I know who the key HDR academic and administrative contacts are in my school	7%	0%	0%	71%	21%	14
3. The RMIT website is easy to navigate to find information I need	7%	7%	21%	29%	36%	14

## Campus Life and Environment

	Strongly Disagree				Strongly Agree	No. of Students
1. The RMIT campus is a good place to spend time	8%	0%	25%	25%	42%	12
2. RMIT is friendly to people from all backgrounds	8%	0%	8%	54%	31%	13
3. I feel personally safe on campus	8%	0%	0%	67%	25%	12
4. I am treated fairly at RMIT	8%	0%	8%	54%	31%	13
5. I can balance my research with my work and home commitments	0%	7%	7%	64%	21%	14

## Building and Facilities

	Strongly Disagree				Strongly Agree	No. of Students
<i>The following areas are well maintained...</i>						
1. Classrooms	9%	0%	27%	36%	27%	11
2. Lecture theatres	9%	9%	9%	55%	18%	11
3. Laboratories	0%	0%	20%	40%	40%	5
4. General access computer labs	17%	0%	33%	17%	33%	6
5. Lounge spaces	8%	0%	33%	25%	33%	12
6. Toilets	7%	14%	0%	57%	21%	14
7. Lifts	7%	14%	7%	43%	29%	14

## Services and Programs for Students

### *I am satisfied with the service or program...*

	Strongly Disagree			Strongly Agree	No. of Students	
1. School of Graduate Research	0%	8%	25%	42%	25%	12
2. RMIT Connect	0%	0%	40%	50%	10%	10
3. Health promotion	0%	0%	60%	20%	20%	5
4. Scholarship and financial advice	9%	18%	0%	36%	36%	11
5. Career planning and advice	0%	25%	25%	38%	13%	8
6. Housing advice and assistance	33%	0%	67%	0%	0%	3
7. International student advisory services	0%	0%	100%	0%	0%	2
8. Legal Advice	0%	0%	67%	0%	33%	3
9. Counselling services	0%	0%	67%	0%	33%	3
10. Disability support	0%	0%	100%	0%	0%	2
11. Student leadership programs	13%	0%	13%	50%	25%	8
12. Religious/spiritual services	0%	0%	50%	50%	0%	2

### *This service is important to me...*

	Yes	No	No. of Students
1. School of Graduate Research	100%	0%	11
2. RMIT Connect	82%	18%	11
3. Health promotion	60%	40%	10
4. Scholarship and financial advice	92%	8%	12
5. Career planning and advice	73%	27%	11
6. Housing advice and assistance	18%	82%	11
7. International student advisory services	18%	82%	11
8. Legal Advice	18%	82%	11
9. Counselling services	18%	82%	11
10. Disability support	18%	82%	11
11. Student leadership programs	55%	45%	11
12. Religious/spiritual services	9%	91%	11

## RMIT Link

### *I am satisfied with the service or program...*

	Strongly Disagree			Strongly Agree	No. of Students	
1. Sport programs, sport clubs and recreation activities	25%	0%	25%	25%	25%	4
2. Visual arts, performing arts and gallery activities	0%	25%	25%	25%	25%	4

### *This service is important to me...*

	Yes	No	No. of Students
1. Sport programs, sport clubs and recreation activities	36%	64%	11
2. Visual arts, performing arts and gallery activities	27%	73%	11

## Student Union

### *I am satisfied with the service or program...*

	Strongly Disagree				Strongly Agree	No. of Students
1. Representation of student interests to the University	14%	0%	14%	29%	43%	7
2. Campaigns, information and resources to improve conditions for students	22%	0%	22%	11%	44%	9
3. Advice and support if I had a problem with the University	0%	0%	38%	13%	50%	8
4. Social activities, bands and competitions	20%	0%	40%	0%	40%	5
5. Clubs and collectives	20%	0%	20%	20%	40%	5
6. Student media, such as Catalyst and RMITV	0%	0%	33%	33%	33%	3

### *This service is important to me...*

	Yes	No	No. of Students
1. Representation of student interests to the University	50%	50%	10
2. Campaigns, information and resources to improve conditions for students	73%	27%	11
3. Advice and support if I had a problem with the University	55%	45%	11
4. Social activities, bands and competitions	45%	55%	11
5. Clubs and collectives	36%	64%	11
6. Student media, such as Catalyst and RMITV	9%	91%	11

## Outcomes

	Strongly Disagree				Strongly Agree	No. of Students
1. As an RMIT graduate I will be highly employable	0%	8%	8%	25%	58%	12
2. My research training experience at RMIT will improve my career prospects	8%	0%	8%	31%	54%	13
3. RMIT generally responds well to student feedback	8%	15%	23%	15%	38%	13
4. I would recommend higher degree research programs at RMIT to others	0%	7%	7%	50%	36%	14

### Notes

The scale % AGREE is calculated by adding up all the items scored Agree/Strongly Agree across all respondents. This is divided by the total number of items answered across all respondents. Blanks or N/A's are excluded. Percentages represent the %age of the total valid responses per question, with the exception of the demographics section which represent the %age of total responses. Charts are rescaled on valid responses to total 100%. Values may round to 101 %. Valid responses exclude N/A and blank responses.