

STUDENT EXPERIENCE SURVEY - HDR

2017

115H - Aerospace, Mechanical & Manufacturing Engineering SEH	Survey Population: 207 Respondents: 93 Response Rate: 44.9%
---	---

Demographics (% of total sample size)

Commencement Year		Age		Gender	
Pre 2012	0	<20	0%	Male	73%
2012	5	21-24	16%	Female	27%
2013	10	25-34	62%	Citizenship	
2014	13	35-44	17%	Australian	53%
2015	17	45+	4%	International onshore	40%
2016	28			International offshore	8%
2017	20				

Program Type		Attendance Type		Location	
Master by research	12%	Full time	86%	On-campus	80%
Doctorate by research	88%	Part time	14%	Off-campus	20%

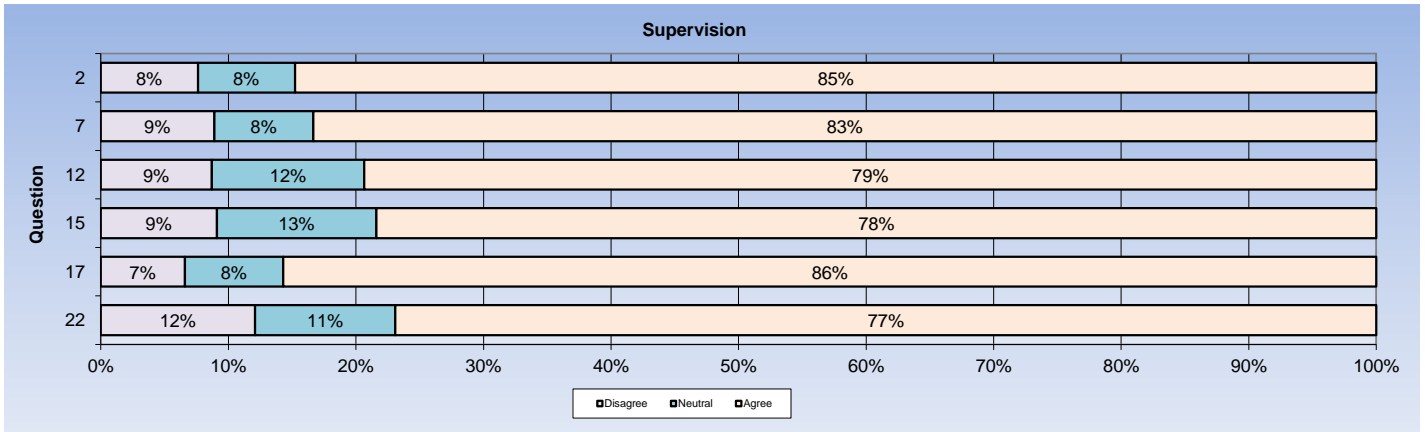
Milestones		LOTE		Rural Relocatee	
Confirmation of candidature	56%	Yes	82%	Yes	3%
Completion seminar	27%	No	18%	No	97%

Main Funds Source		Employment		Research Degree Included	
Employment	19%	Part time (1-14 hrs)	22%	Working for industry	
Cadetship	0%	Part time (15-20 hrs)	8%	Yes	18%
Family	9%	Part time (21-34 hrs)	2%	No	57%
AusAid/IDP	1%	Full time (35+ hrs)	19%	Working with industry	
Home Government	10%	Not at all	48%	Yes	27%
Scholarship	51%			No	49%
Loan	0%			Industry internship	
Savings	9%			Yes	14%
Other	2%			No	56%

Snapshot Scales 2017	
Supervision	81.4%
Intellectual Climate	61.2%
Skill Development	91.5%
Overall Satisfaction	82.2%

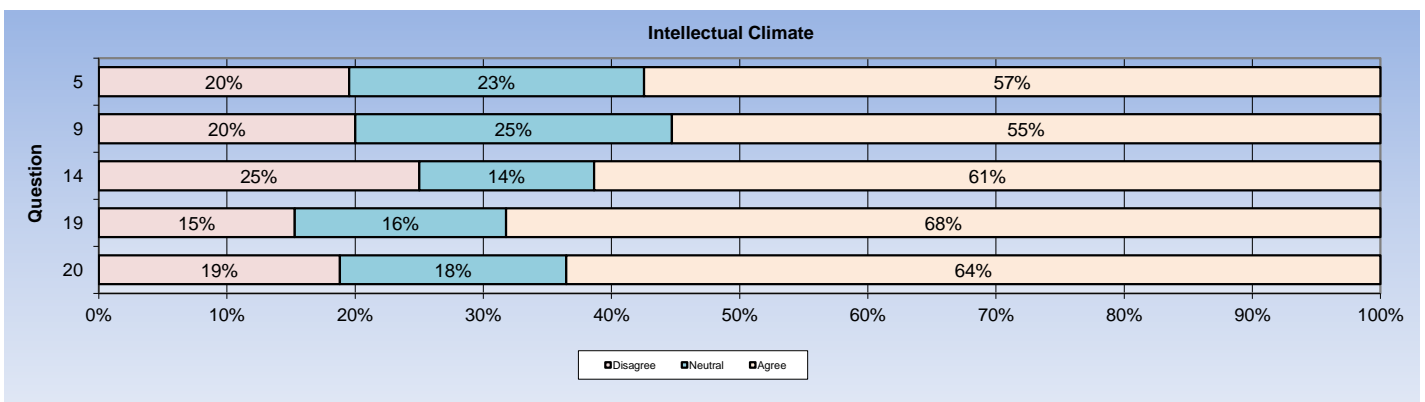
Supervision

	% AGREE						No. of
	81.4%	Strongly Disagree			Strongly Agree		Students
2. Supervision is available when I need it		1%	7%	8%	25%	60%	92
7. My supervisor(s) are making a real effort to understand difficulties that I face		3%	6%	8%	22%	61%	90
12. My supervisor(s) provide me with additional information relevant to my topic		4%	4%	12%	25%	54%	92
15. I have been given good guidance in topic selection and refinement		5%	5%	13%	44%	34%	88
17. My supervisor(s) are providing helpful feedback on my progress		3%	3%	8%	26%	59%	91
22. I received good guidance in my literature search		4%	8%	11%	40%	37%	91



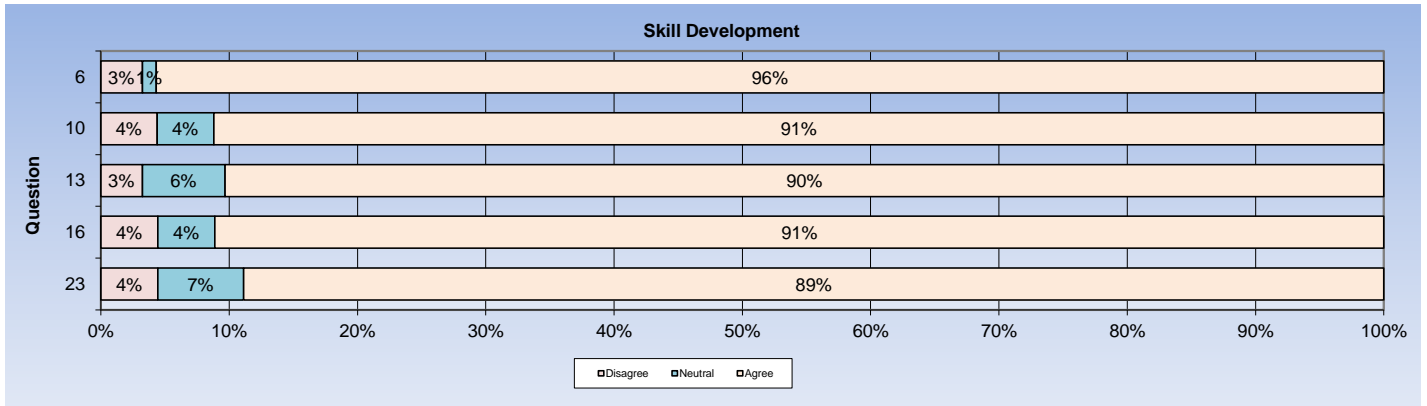
Intellectual Climate

	% AGREE						No. of
	61.2%	Strongly Disagree			Strongly Agree		Students
5. The school is providing opportunities for social contact with other postgraduate students		6%	14%	23%	34%	23%	87
9. I am becoming integrated into the school's community		9%	11%	25%	38%	18%	85
14. The school is providing opportunities for me to become involved in the broader research culture		10%	15%	14%	34%	27%	88
19. A good seminar program is being provided for postgraduate students		9%	6%	16%	34%	34%	85
20. The research context in my school is stimulating my work		11%	8%	18%	36%	27%	85



Skill Development

	% AGREE	Strongly Disagree			Strongly Agree	No. of Students	
	91.5%						
6. My research is developing my problem-solving skills		2%	1%	1%	45%	51%	93
10. I am learning to develop my ideas and present them in written work		2%	2%	4%	44%	47%	91
13. My research is sharpening my analytical skills		2%	1%	6%	28%	62%	93
16. Doing my research is helping me to develop my ability to plan my own work		2%	2%	4%	42%	49%	90
23. As my research progresses, I am feeling more confident about tackling unfamiliar problems		2%	2%	7%	37%	52%	90



Overall Satisfaction

	% AGREE	Strongly Disagree			Strongly Agree	No. of Students	
	82.2%						
26. Overall, I am satisfied with the quality of my higher degree research		6%	2%	10%	42%	40%	90

Others

	Strongly Disagree			Strongly Agree	No. of Students	
3. I have access to suitable working space	10%	12%	8%	33%	37%	86
8. I have good access to the technical support I need	8%	8%	11%	37%	36%	89
11. I am able to organise good access to necessary equipment	7%	3%	22%	35%	33%	86
24. I have appropriate financial support for my research project	15%	15%	17%	25%	28%	87
1. I am satisfied with the supervision I am receiving	4%	2%	8%	23%	63%	92
4. I am developing an understanding of the standard of work required for my research degree and the examination process	3%	1%	5%	41%	49%	92
18. I am being encouraged and supported to publish my research	2%	7%	6%	30%	56%	90
21. I am benefiting from having more than one supervisor	6%	4%	15%	24%	52%	89
25. I am developing transferable skills that will enable me to work in a broad range of contexts after I complete my degree	3%	2%	9%	36%	49%	89

Administration

1. I find it easy to check my enrolment status and invoices online
2. I'd know what to do if I had a problem with my student administration
3. RMIT effectively resolves any student administration issue I might have

	Strongly Disagree				Strongly Agree		No. of Students
	4%	5%	15%	26%	48%		91
	11%	10%	8%	35%	37%		92
	7%	8%	21%	28%	36%		86

Learning Support

Library - I am satisfied with...

1. The Library's e-resources collection
2. The Library's book collections
3. The quality of service provided by Library staff
4. The Library's facilities
5. Library opening hours

	Strongly Disagree				Strongly Agree		No. of Students
	0%	2%	7%	31%	60%		88
	1%	2%	13%	34%	49%		82
	0%	1%	6%	35%	58%		84
	1%	7%	9%	32%	51%		81
	4%	14%	10%	34%	38%		79

Computing Facilities - I am satisfied with...

1. Access to computer facilities at RMIT
2. Access to the specialist software that I require
3. The availability of computer printing facilities
4. The standard of service from computing support staff

	Strongly Disagree				Strongly Agree		No. of Students
	6%	10%	7%	30%	47%		81
	10%	9%	18%	28%	35%		82
	1%	1%	13%	30%	54%		82
	4%	4%	13%	27%	53%		79

Learning Support Services - I am satisfied with...

1. Study support
2. Language support
3. On Track workshop
4. Statistical Consultancy

	Strongly Disagree				Strongly Agree		No. of Students
	2%	7%	20%	35%	36%		55
	12%	6%	22%	30%	30%		50
	9%	4%	17%	36%	34%		53
	9%	6%	19%	26%	40%		47

Online Services

1. I am satisfied with the Internet access provided by RMIT
2. I find the online environment useful to collaborate with other staff or students about my research

	Strongly Disagree				Strongly Agree		No. of Students
	3%	1%	11%	43%	42%		89
	11%	5%	12%	34%	39%		83

Communication

I have enough...

1. Opportunities to discuss my academic work with my supervisor(s)
2. Opportunities to work with other research students
3. Contact with students in other disciplines

	Strongly Disagree				Strongly Agree		No. of Students
	2%	7%	6%	29%	57%		90
	12%	7%	19%	26%	36%		84
	17%	13%	33%	17%	20%		82

Information Access

	Strongly Disagree				Strongly Agree	No. of Students
1. I know how and where to access information regarding management of and support for my candidature	7%	9%	12%	41%	32%	92
2. I know who the key HDR academic and administrative contacts are in my school	7%	7%	10%	36%	41%	92
3. The RMIT website is easy to navigate to find information I need	8%	12%	21%	31%	29%	91

Campus Life and Environment

	Strongly Disagree				Strongly Agree	No. of Students
1. The RMIT campus is a good place to spend time	7%	10%	18%	30%	35%	83
2. RMIT is friendly to people from all backgrounds	4%	1%	13%	31%	51%	83
3. I feel personally safe on campus	2%	4%	11%	31%	52%	83
4. I am treated fairly at RMIT	2%	2%	13%	29%	53%	83
5. I can balance my research with my work and home commitments	7%	6%	19%	34%	35%	86

Building and Facilities

	Strongly Disagree				Strongly Agree	No. of Students
<i>The following areas are well maintained...</i>						
1. Classrooms	5%	0%	9%	41%	45%	74
2. Lecture theatres	3%	3%	9%	42%	43%	76
3. Laboratories	6%	3%	18%	37%	36%	78
4. General access computer labs	6%	7%	10%	38%	39%	71
5. Lounge spaces	5%	3%	10%	41%	41%	78
6. Toilets	7%	7%	12%	35%	39%	85
7. Lifts	4%	7%	11%	33%	44%	70

Services and Programs for Students

	Strongly Disagree		Strongly Agree		No. of Students	
<i>I am satisfied with the service or program...</i>						
1. School of Graduate Research	6%	4%	17%	27%	46%	82
2. RMIT Connect	6%	5%	21%	20%	48%	66
3. Health promotion	9%	13%	21%	28%	30%	47
4. Scholarship and financial advice	14%	6%	14%	29%	36%	69
5. Career planning and advice	7%	5%	27%	33%	27%	55
6. Housing advice and assistance	8%	13%	33%	31%	15%	39
7. International student advisory services	11%	3%	30%	35%	22%	37
8. Legal Advice	11%	3%	32%	32%	22%	37
9. Counselling services	8%	3%	28%	28%	35%	40
10. Disability support	8%	0%	32%	28%	32%	25
11. Student leadership programs	7%	2%	33%	31%	26%	42
12. Religious/spiritual services	10%	7%	21%	26%	36%	42

	Yes	No	No. of Students
	<i>This service is important to me...</i>		
1. School of Graduate Research	94%	6%	72
2. RMIT Connect	65%	35%	71
3. Health promotion	61%	39%	67
4. Scholarship and financial advice	89%	11%	72
5. Career planning and advice	74%	26%	68
6. Housing advice and assistance	34%	66%	65
7. International student advisory services	43%	57%	63
8. Legal Advice	53%	47%	66
9. Counselling services	49%	51%	65
10. Disability support	25%	75%	64
11. Student leadership programs	59%	41%	64
12. Religious/spiritual services	44%	56%	63

RMIT Link

	Strongly Disagree		Strongly Agree		No. of Students	
<i>I am satisfied with the service or program...</i>						
1. Sport programs, sport clubs and recreation activities	8%	10%	25%	33%	23%	48
2. Visual arts, performing arts and gallery activities	10%	8%	25%	33%	25%	40

	Yes	No	No. of Students
	<i>This service is important to me...</i>		
1. Sport programs, sport clubs and recreation activities	62%	38%	63
2. Visual arts, performing arts and gallery activities	37%	63%	62

Student Union

I am satisfied with the service or program...

	Strongly Disagree				Strongly Agree	No. of Students
1. Representation of student interests to the University	8%	6%	25%	29%	33%	52
2. Campaigns, information and resources to improve conditions for students	8%	8%	25%	37%	23%	52
3. Advice and support if I had a problem with the University	9%	7%	17%	41%	26%	46
4. Social activities, bands and competitions	7%	9%	27%	32%	25%	44
5. Clubs and collectives	8%	8%	35%	23%	28%	40
6. Student media, such as Catalyst and RMITV	11%	3%	26%	26%	34%	38

This service is important to me...

	Yes	No	No. of Students
1. Representation of student interests to the University	59%	41%	64
2. Campaigns, information and resources to improve conditions for students	66%	34%	64
3. Advice and support if I had a problem with the University	69%	31%	64
4. Social activities, bands and competitions	50%	50%	64
5. Clubs and collectives	45%	55%	62
6. Student media, such as Catalyst and RMITV	40%	60%	60

Outcomes

	Strongly Disagree				Strongly Agree	No. of Students
1. As an RMIT graduate I will be highly employable	4%	7%	22%	43%	24%	82
2. My research training experience at RMIT will improve my career prospects	2%	4%	15%	38%	40%	89
3. RMIT generally responds well to student feedback	5%	12%	17%	34%	32%	77
4. I would recommend higher degree research programs at RMIT to others	8%	6%	17%	35%	34%	86

Notes

The scale % AGREE is calculated by adding up all the items scored Agree/Strongly Agree across all respondents. This is divided by the total number of items answered across all respondents. Blanks or N/A's are excluded. Percentages represent the %age of the total valid responses per question, with the exception of the demographics section which represent the %age of total responses. Charts are rescaled on valid responses to total 100%. Values may round to 101 %.

Valid responses exclude N/A and blank responses.