

STUDENT EXPERIENCE SURVEY - HDR

2017

320H - Architecture & Design
DSC
Survey Population: 91
Respondents: 20
Response Rate: 22.0%
Demographics (% of total sample size)
Commencement Year

Pre 2012	1
2012	1
2013	3
2014	2
2015	8
2016	4
2017	1

Age

<20	0%
21-24	0%
25-34	15%
35-44	35%
45+	50%

Gender

Male	65%
Female	35%

Citizenship

Australian	40%
International onshore	20%
International offshore	40%

Program Type

Master by research	0%
Doctorate by research	100%

Attendance Type

Full time	65%
Part time	35%

Location

On-campus	30%
Off-campus	70%

Milestones

Confirmation of candidature	60%
Completion seminar	35%

LOTE

Yes	40%
No	60%

Rural Relocatee

Yes	0%
No	100%

Main Funds Source

Employment	40%
Cadetship	0%
Family	5%
AusAid/IDP	0%
Home Government	0%
Scholarship	40%
Loan	5%
Savings	0%
Other	10%

Employment

Part time (1-14 hrs)	15%
Part time (15-20 hrs)	20%
Part time (21-34 hrs)	5%
Full time (35+ hrs)	40%
Not at all	20%

Research Degree Included


Working for industry	
Yes	20%
No	45%
Working with industry	
Yes	20%
No	40%
Industry internship	
Yes	0%
No	55%

Snapshot Scales 2017

Supervision	76.9%
Intellectual Climate	65.2%
Skill Development	89.7%
Overall Satisfaction	95.0%

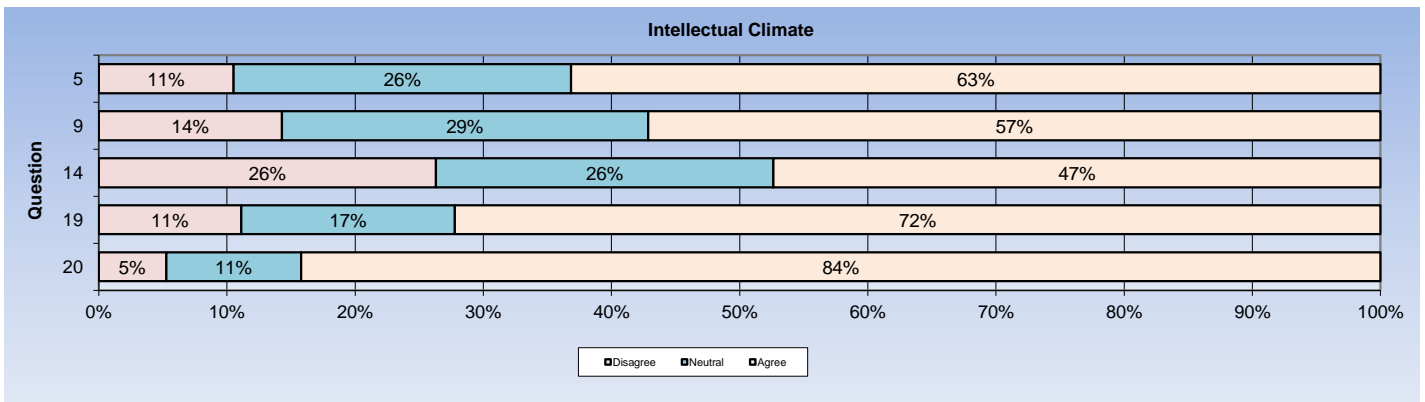
Supervision

	% AGREE						No. of
	76.9%	Strongly Disagree		Strongly Agree		Students	
2. Supervision is available when I need it		0%	5%	10%	15%	70%	20
7. My supervisor(s) are making a real effort to understand difficulties that I face		5%	0%	20%	10%	65%	20
12. My supervisor(s) provide me with additional information relevant to my topic		5%	5%	10%	10%	70%	20
15. I have been given good guidance in topic selection and refinement		0%	6%	17%	33%	44%	18
17. My supervisor(s) are providing helpful feedback on my progress		0%	5%	15%	15%	65%	20
22. I received good guidance in my literature search		5%	11%	21%	21%	42%	19



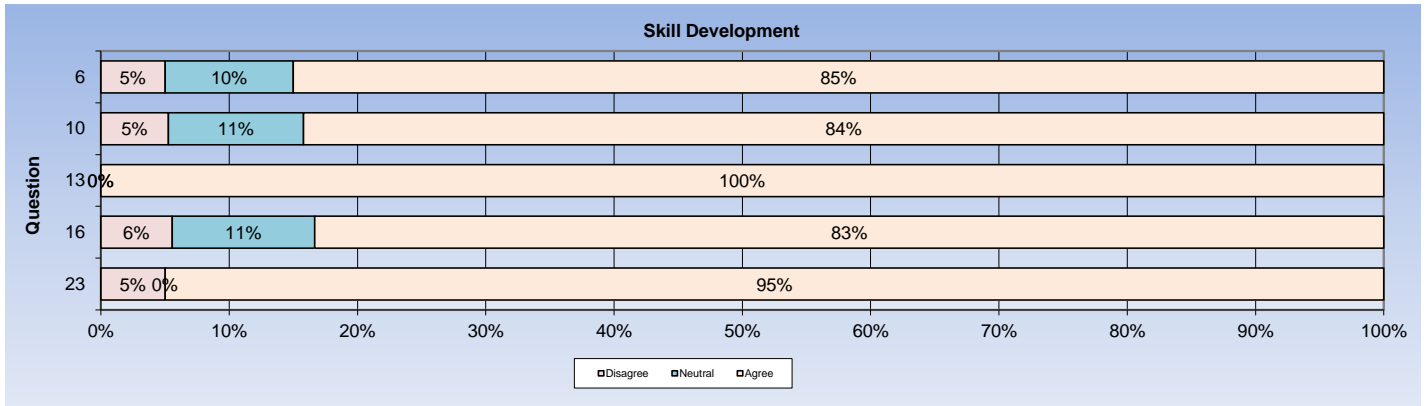
Intellectual Climate

	% AGREE						No. of
	65.2%	Strongly Disagree		Strongly Agree		Students	
5. The school is providing opportunities for social contact with other postgraduate students		0%	11%	26%	21%	42%	19
9. I am becoming integrated into the school's community		14%	0%	29%	29%	29%	14
14. The school is providing opportunities for me to become involved in the broader research culture		5%	21%	26%	16%	32%	19
19. A good seminar program is being provided for postgraduate students		11%	0%	17%	28%	44%	18
20. The research context in my school is stimulating my work		5%	0%	11%	37%	47%	19



Skill Development

	% AGREE						No. of
	89.7%	Strongly Disagree		Strongly Agree			Students
6. My research is developing my problem-solving skills		0%	5%	10%	20%	65%	20
10. I am learning to develop my ideas and present them in written work		0%	5%	11%	16%	68%	19
13. My research is sharpening my analytical skills		0%	0%	0%	25%	75%	20
16. Doing my research is helping me to develop my ability to plan my own work		0%	6%	11%	22%	61%	18
23. As my research progresses, I am feeling more confident about tackling unfamiliar problems		0%	5%	0%	25%	70%	20



Overall Satisfaction

	% AGREE						No. of
	95.0%	Strongly Disagree		Strongly Agree			Students
26. Overall, I am satisfied with the quality of my higher degree research		0%	0%	5%	25%	70%	20

Others

						No. of
	Strongly Disagree		Strongly Agree			Students
3. I have access to suitable working space	25%	8%	17%	25%	25%	12
8. I have good access to the technical support I need	13%	25%	19%	31%	13%	16
11. I am able to organise good access to necessary equipment	6%	13%	25%	19%	38%	16
24. I have appropriate financial support for my research project	11%	21%	16%	11%	42%	19
1. I am satisfied with the supervision I am receiving	0%	0%	15%	15%	70%	20
4. I am developing an understanding of the standard of work required for my research degree and the examination process	0%	0%	0%	30%	70%	20
18. I am being encouraged and supported to publish my research	5%	15%	25%	10%	45%	20
21. I am benefiting from having more than one supervisor	0%	10%	5%	10%	75%	20
25. I am developing transferable skills that will enable me to work in a broad range of contexts after I complete my degree	0%	11%	11%	39%	39%	18

Administration

1. I find it easy to check my enrolment status and invoices online
2. I'd know what to do if I had a problem with my student administration
3. RMIT effectively resolves any student administration issue I might have

	Strongly Disagree		Strongly Agree		No. of Students	
	5%	11%	5%	37%	42%	19
	0%	16%	32%	16%	37%	19
	0%	6%	18%	29%	47%	17

Learning Support

Library - I am satisfied with...

1. The Library's e-resources collection
2. The Library's book collections
3. The quality of service provided by Library staff
4. The Library's facilities
5. Library opening hours

	Strongly Disagree		Strongly Agree		No. of Students	
	0%	7%	7%	27%	60%	15
	7%	0%	20%	33%	40%	15
	0%	8%	8%	8%	77%	13
	8%	15%	15%	15%	46%	13
	9%	9%	9%	18%	55%	11

Computing Facilities - I am satisfied with...

1. Access to computer facilities at RMIT
2. Access to the specialist software that I require
3. The availability of computer printing facilities
4. The standard of service from computing support staff

	Strongly Disagree		Strongly Agree		No. of Students	
	18%	18%	36%	18%	9%	11
	8%	17%	33%	17%	25%	12
	0%	33%	17%	33%	17%	12
	0%	9%	27%	18%	45%	11

Learning Support Services - I am satisfied with...

1. Study support
2. Language support
3. On Track workshop
4. Statistical Consultancy

	Strongly Disagree		Strongly Agree		No. of Students	
	20%	0%	0%	40%	40%	5
	25%	25%	0%	0%	50%	4
	25%	0%	0%	25%	50%	4
	25%	25%	0%	0%	50%	4

Online Services

1. I am satisfied with the Internet access provided by RMIT
2. I find the online environment useful to collaborate with other staff or students about my research

	Strongly Disagree		Strongly Agree		No. of Students	
	13%	7%	33%	33%	13%	15
	20%	20%	20%	20%	20%	15

Communication

I have enough...

1. Opportunities to discuss my academic work with my supervisor(s)
2. Opportunities to work with other research students
3. Contact with students in other disciplines

	Strongly Disagree		Strongly Agree		No. of Students	
	0%	5%	25%	10%	60%	20
	6%	11%	22%	22%	39%	18
	27%	27%	7%	13%	27%	15

Information Access

	Strongly Disagree				Strongly Agree	No. of Students
1. I know how and where to access information regarding management of and support for my candidature	6%	11%	33%	11%	39%	18
2. I know who the key HDR academic and administrative contacts are in my school	5%	5%	16%	21%	53%	19
3. The RMIT website is easy to navigate to find information I need	5%	16%	37%	32%	11%	19

Campus Life and Environment

	Strongly Disagree				Strongly Agree	No. of Students
1. The RMIT campus is a good place to spend time	8%	0%	50%	8%	33%	12
2. RMIT is friendly to people from all backgrounds	0%	0%	15%	23%	62%	13
3. I feel personally safe on campus	0%	0%	8%	17%	75%	12
4. I am treated fairly at RMIT	0%	0%	7%	13%	80%	15
5. I can balance my research with my work and home commitments	6%	12%	12%	18%	53%	17

Building and Facilities

	Strongly Disagree				Strongly Agree	No. of Students
<i>The following areas are well maintained...</i>						
1. Classrooms	10%	10%	20%	20%	40%	10
2. Lecture theatres	11%	11%	11%	22%	44%	9
3. Laboratories	0%	0%	0%	33%	67%	3
4. General access computer labs	17%	0%	17%	17%	50%	6
5. Lounge spaces	11%	0%	11%	33%	44%	9
6. Toilets	7%	14%	14%	29%	36%	14
7. Lifts	0%	17%	17%	33%	33%	12

Services and Programs for Students

I am satisfied with the service or program...

	Strongly Disagree			Strongly Agree	No. of Students	
1. School of Graduate Research	0%	0%	9%	45%	45%	11
2. RMIT Connect	0%	18%	9%	36%	36%	11
3. Health promotion	0%	20%	20%	0%	60%	5
4. Scholarship and financial advice	8%	0%	25%	17%	50%	12
5. Career planning and advice	20%	20%	0%	0%	60%	5
6. Housing advice and assistance	0%	0%	0%	50%	50%	2
7. International student advisory services	20%	0%	20%	0%	60%	5
8. Legal Advice	0%	0%	0%	0%	100%	1
9. Counselling services	0%	0%	0%	50%	50%	2
10. Disability support	#N/A	#N/A	#N/A	#N/A	#N/A	0
11. Student leadership programs	0%	0%	0%	0%	100%	3
12. Religious/spiritual services	0%	0%	0%	0%	100%	2

This service is important to me...

	Yes	No	No. of Students
1. School of Graduate Research	69%	31%	16
2. RMIT Connect	56%	44%	16
3. Health promotion	62%	38%	13
4. Scholarship and financial advice	71%	29%	14
5. Career planning and advice	64%	36%	11
6. Housing advice and assistance	27%	73%	11
7. International student advisory services	64%	36%	11
8. Legal Advice	67%	33%	12
9. Counselling services	58%	42%	12
10. Disability support	45%	55%	11
11. Student leadership programs	25%	75%	12
12. Religious/spiritual services	33%	67%	12

RMIT Link

I am satisfied with the service or program...

	Strongly Disagree			Strongly Agree	No. of Students	
1. Sport programs, sport clubs and recreation activities	#N/A	#N/A	#N/A	#N/A	#N/A	0
2. Visual arts, performing arts and gallery activities	0%	13%	0%	25%	63%	8

This service is important to me...

	Yes	No	No. of Students
1. Sport programs, sport clubs and recreation activities	27%	73%	11
2. Visual arts, performing arts and gallery activities	71%	29%	14

Student Union

I am satisfied with the service or program...

	Strongly Disagree				Strongly Agree	No. of Students
1. Representation of student interests to the University	0%	50%	0%	25%	25%	4
2. Campaigns, information and resources to improve conditions for students	0%	20%	40%	20%	20%	5
3. Advice and support if I had a problem with the University	20%	0%	0%	20%	60%	5
4. Social activities, bands and competitions	0%	0%	33%	0%	67%	3
5. Clubs and collectives	0%	0%	50%	0%	50%	2
6. Student media, such as Catalyst and RMITV	0%	0%	33%	0%	67%	3

This service is important to me...

	Yes	No	No. of Students
1. Representation of student interests to the University	50%	50%	12
2. Campaigns, information and resources to improve conditions for students	50%	50%	12
3. Advice and support if I had a problem with the University	77%	23%	13
4. Social activities, bands and competitions	42%	58%	12
5. Clubs and collectives	18%	82%	11
6. Student media, such as Catalyst and RMITV	50%	50%	12

Outcomes

	Strongly Disagree				Strongly Agree	No. of Students
1. As an RMIT graduate I will be highly employable	0%	6%	33%	22%	39%	18
2. My research training experience at RMIT will improve my career prospects	0%	0%	26%	21%	53%	19
3. RMIT generally responds well to student feedback	13%	0%	25%	25%	38%	16
4. I would recommend higher degree research programs at RMIT to others	0%	5%	0%	25%	70%	20

Notes

The scale % AGREE is calculated by adding up all the items scored Agree/Strongly Agree across all respondents. This is divided by the total number of items answered across all respondents. Blanks or N/A's are excluded. Percentages represent the %age of the total valid responses per question, with the exception of the demographics section which represent the %age of total responses. Charts are rescaled on valid responses to total 100%. Values may round to 101 %.

Valid responses exclude N/A and blank responses.