

STUDENT EXPERIENCE SURVEY - HDR

2017

**340H - Art
DSC**
**Survey Population: 53
Respondents: 22
Response Rate: 41.5%**
Demographics (% of total sample size)
Commencement Year

Pre 2012	0
2012	0
2013	2
2014	9
2015	3
2016	4
2017	4

Age

<20	0%
21-24	0%
25-34	27%
35-44	32%
45+	41%

Gender

Male	41%
Female	59%

Citizenship

Australian	73%
International onshore	14%
International offshore	14%

Program Type

Master by research	9%
Doctorate by research	91%

Attendance Type

Full time	73%
Part time	27%

Location

On-campus	64%
Off-campus	32%

Milestones

Confirmation of candidature	55%
Completion seminar	32%

LOTE

Yes	32%
No	68%

Rural Relocatee

Yes	9%
No	91%

Main Funds Source

Employment	32%
Cadetship	0%
Family	9%
AusAid/IDP	0%
Home Government	0%
Scholarship	59%
Loan	0%
Savings	0%
Other	0%

Employment

Part time (1-14 hrs)	27%
Part time (15-20 hrs)	14%
Part time (21-34 hrs)	5%
Full time (35+ hrs)	23%
Not at all	27%

Research Degree Included

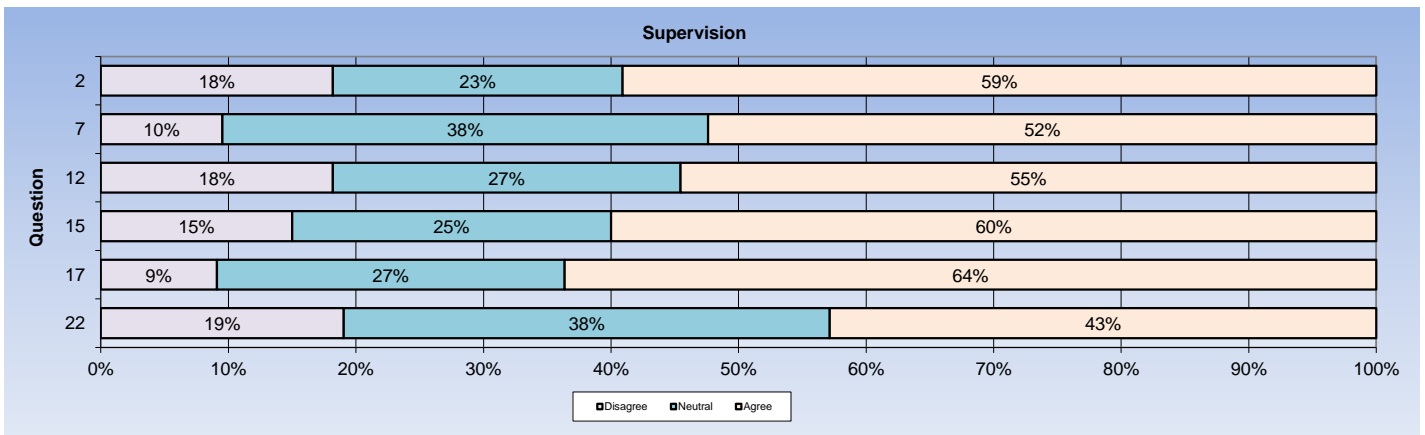
Working for industry	
Yes	5%
No	64%
Working with industry	
Yes	9%
No	64%
Industry internship	
Yes	23%
No	45%

Snapshot Scales 2017

Supervision	55.5%
Intellectual Climate	44.4%
Skill Development	75.5%
Overall Satisfaction	57.1%

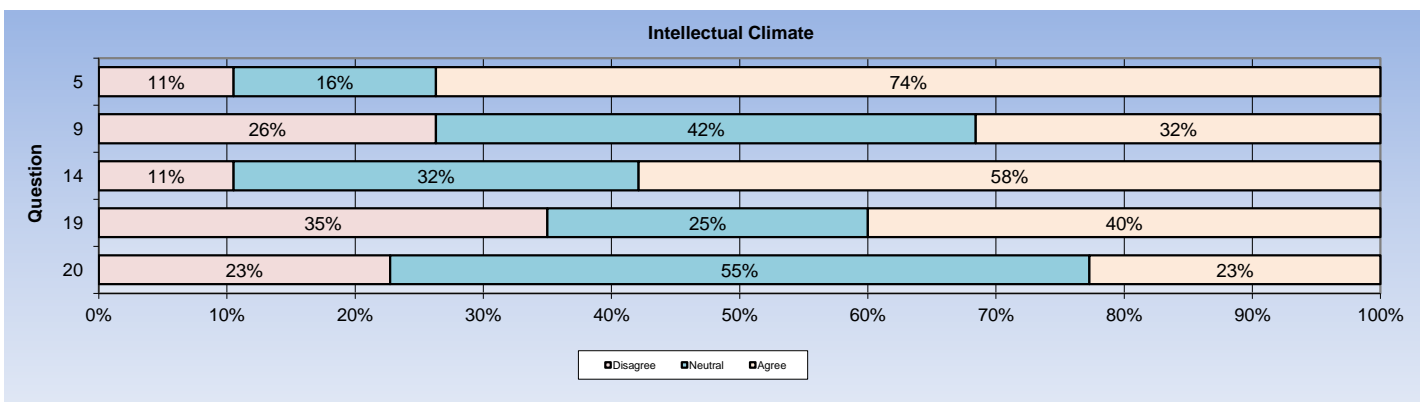
Supervision

	% AGREE					No. of
	Strongly Disagree	Disagree	Neutral	Agree	Strongly Agree	Students
	55.5%					
2. Supervision is available when I need it	5%	14%	23%	27%	32%	22
7. My supervisor(s) are making a real effort to understand difficulties that I face	0%	10%	38%	29%	24%	21
12. My supervisor(s) provide me with additional information relevant to my topic	5%	14%	27%	36%	18%	22
15. I have been given good guidance in topic selection and refinement	5%	10%	25%	35%	25%	20
17. My supervisor(s) are providing helpful feedback on my progress	5%	5%	27%	27%	36%	22
22. I received good guidance in my literature search	0%	19%	38%	29%	14%	21



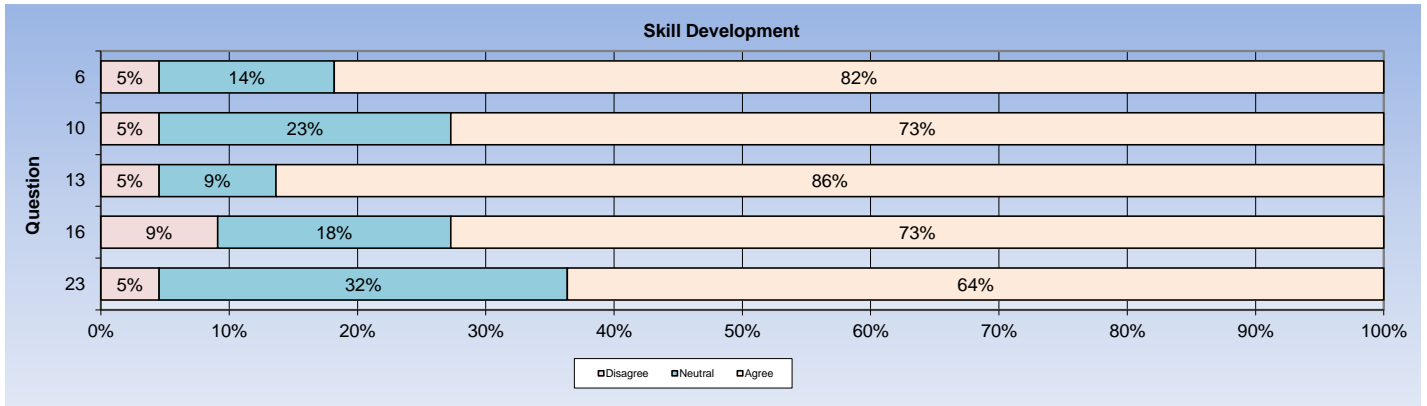
Intellectual Climate

	% AGREE					No. of
	Strongly Disagree	Disagree	Neutral	Agree	Strongly Agree	Students
	44.4%					
5. The school is providing opportunities for social contact with other postgraduate students	5%	5%	16%	47%	26%	19
9. I am becoming integrated into the school's community	5%	21%	42%	21%	11%	19
14. The school is providing opportunities for me to become involved in the broader research culture	0%	11%	32%	47%	11%	19
19. A good seminar program is being provided for postgraduate students	20%	15%	25%	30%	10%	20
20. The research context in my school is stimulating my work	9%	14%	55%	9%	14%	22



Skill Development

	% AGREE	Strongly Disagree			Strongly Agree	No. of Students	
	75.5%						
6. My research is developing my problem-solving skills		0%	5%	14%	45%	36%	22
10. I am learning to develop my ideas and present them in written work		0%	5%	23%	41%	32%	22
13. My research is sharpening my analytical skills		0%	5%	9%	45%	41%	22
16. Doing my research is helping me to develop my ability to plan my own work		0%	9%	18%	36%	36%	22
23. As my research progresses, I am feeling more confident about tackling unfamiliar problems		0%	5%	32%	41%	23%	22



Overall Satisfaction

	% AGREE	Strongly Disagree			Strongly Agree	No. of Students	
	57.1%						
26. Overall, I am satisfied with the quality of my higher degree research		0%	10%	33%	33%	24%	21

Others

	Strongly Disagree			Strongly Agree	No. of Students	
3. I have access to suitable working space	17%	11%	17%	6%	50%	18
8. I have good access to the technical support I need	6%	17%	22%	39%	17%	18
11. I am able to organise good access to necessary equipment	0%	16%	26%	37%	21%	19
24. I have appropriate financial support for my research project	15%	0%	35%	15%	35%	20
1. I am satisfied with the supervision I am receiving	0%	9%	27%	32%	32%	22
4. I am developing an understanding of the standard of work required for my research degree and the examination process	0%	5%	14%	38%	43%	21
18. I am being encouraged and supported to publish my research	17%	22%	11%	33%	17%	18
21. I am benefiting from having more than one supervisor	18%	5%	9%	23%	45%	22
25. I am developing transferable skills that will enable me to work in a broad range of contexts after I complete my degree	5%	10%	29%	29%	29%	21

Administration

	Strongly Disagree				Strongly Agree	No. of Students
1. I find it easy to check my enrolment status and invoices online	0%	5%	27%	41%	27%	22
2. I'd know what to do if I had a problem with my student administration	5%	14%	23%	32%	27%	22
3. RMIT effectively resolves any student administration issue I might have	10%	5%	29%	14%	43%	21

Learning Support**Library - I am satisfied with...**

	Strongly Disagree				Strongly Agree	No. of Students
1. The Library's e-resources collection	0%	0%	14%	48%	38%	21
2. The Library's book collections	0%	5%	19%	52%	24%	21
3. The quality of service provided by Library staff	0%	0%	0%	30%	70%	20
4. The Library's facilities	5%	0%	16%	47%	32%	19
5. Library opening hours	6%	0%	6%	39%	50%	18

Computing Facilities - I am satisfied with...

	Strongly Disagree				Strongly Agree	No. of Students
1. Access to computer facilities at RMIT	0%	6%	24%	29%	41%	17
2. Access to the specialist software that I require	7%	20%	27%	13%	33%	15
3. The availability of computer printing facilities	0%	17%	11%	22%	50%	18
4. The standard of service from computing support staff	0%	0%	27%	20%	53%	15

Learning Support Services - I am satisfied with...

	Strongly Disagree				Strongly Agree	No. of Students
1. Study support	0%	0%	38%	38%	25%	8
2. Language support	0%	0%	43%	57%	0%	7
3. On Track workshop	0%	0%	29%	71%	0%	7
4. Statistical Consultancy	0%	0%	100%	0%	0%	4

Online Services

	Strongly Disagree				Strongly Agree	No. of Students
1. I am satisfied with the Internet access provided by RMIT	0%	5%	24%	43%	29%	21
2. I find the online environment useful to collaborate with other staff or students about my research	6%	22%	39%	11%	22%	18

Communication**I have enough...**

	Strongly Disagree				Strongly Agree	No. of Students
1. Opportunities to discuss my academic work with my supervisor(s)	9%	18%	23%	27%	23%	22
2. Opportunities to work with other research students	14%	18%	23%	32%	14%	22
3. Contact with students in other disciplines	40%	15%	35%	10%	0%	20

Information Access

	Strongly Disagree		Strongly Agree		No. of Students	
1. I know how and where to access information regarding management of and support for my candidature	0%	18%	18%	36%	27%	22
2. I know who the key HDR academic and administrative contacts are in my school	0%	0%	14%	43%	43%	21
3. The RMIT website is easy to navigate to find information I need	9%	14%	50%	23%	5%	22

Campus Life and Environment

	Strongly Disagree		Strongly Agree		No. of Students	
1. The RMIT campus is a good place to spend time	6%	6%	39%	39%	11%	18
2. RMIT is friendly to people from all backgrounds	0%	0%	28%	33%	39%	18
3. I feel personally safe on campus	0%	6%	6%	22%	67%	18
4. I am treated fairly at RMIT	0%	5%	19%	24%	52%	21
5. I can balance my research with my work and home commitments	9%	5%	23%	36%	27%	22

Building and Facilities

	Strongly Disagree		Strongly Agree		No. of Students	
<i>The following areas are well maintained...</i>						
1. Classrooms	0%	7%	29%	43%	21%	14
2. Lecture theatres	0%	7%	14%	57%	21%	14
3. Laboratories	0%	0%	50%	50%	0%	4
4. General access computer labs	0%	17%	17%	50%	17%	12
5. Lounge spaces	0%	17%	17%	50%	17%	12
6. Toilets	5%	21%	21%	37%	16%	19
7. Lifts	6%	0%	25%	50%	19%	16

Services and Programs for Students

<i>I am satisfied with the service or program...</i>	Strongly Disagree				Strongly Agree	No. of Students
1. School of Graduate Research	0%	14%	29%	29%	29%	14
2. RMIT Connect	0%	0%	39%	22%	39%	18
3. Health promotion	17%	0%	50%	17%	17%	6
4. Scholarship and financial advice	13%	0%	7%	33%	47%	15
5. Career planning and advice	43%	0%	57%	0%	0%	7
6. Housing advice and assistance	0%	0%	75%	0%	25%	4
7. International student advisory services	0%	0%	83%	17%	0%	6
8. Legal Advice	0%	0%	100%	0%	0%	3
9. Counselling services	20%	0%	40%	20%	20%	5
10. Disability support	0%	0%	100%	0%	0%	2
11. Student leadership programs	25%	0%	50%	25%	0%	4
12. Religious/spiritual services	0%	0%	33%	67%	0%	3

This service is important to me...

	Yes	No	No. of Students
1. School of Graduate Research	80%	20%	15
2. RMIT Connect	83%	17%	18
3. Health promotion	39%	61%	18
4. Scholarship and financial advice	90%	10%	20
5. Career planning and advice	50%	50%	20
6. Housing advice and assistance	16%	84%	19
7. International student advisory services	50%	50%	18
8. Legal Advice	53%	47%	17
9. Counselling services	72%	28%	18
10. Disability support	50%	50%	18
11. Student leadership programs	44%	56%	16
12. Religious/spiritual services	22%	78%	18

RMIT Link

<i>I am satisfied with the service or program...</i>	Strongly Disagree				Strongly Agree	No. of Students
1. Sport programs, sport clubs and recreation activities	0%	0%	25%	50%	25%	4
2. Visual arts, performing arts and gallery activities	0%	11%	21%	42%	26%	19

This service is important to me...

	Yes	No	No. of Students
1. Sport programs, sport clubs and recreation activities	38%	63%	16
2. Visual arts, performing arts and gallery activities	100%	0%	19

Student Union

I am satisfied with the service or program...

	Strongly Disagree				Strongly Agree	No. of Students
1. Representation of student interests to the University	14%	0%	14%	57%	14%	7
2. Campaigns, information and resources to improve conditions for students	13%	0%	38%	38%	13%	8
3. Advice and support if I had a problem with the University	11%	11%	33%	33%	11%	9
4. Social activities, bands and competitions	0%	0%	29%	43%	29%	7
5. Clubs and collectives	0%	0%	17%	50%	33%	6
6. Student media, such as Catalyst and RMITV	0%	14%	43%	29%	14%	7

This service is important to me...

	Yes	No	No. of Students
1. Representation of student interests to the University	80%	20%	15
2. Campaigns, information and resources to improve conditions for students	80%	20%	15
3. Advice and support if I had a problem with the University	88%	13%	16
4. Social activities, bands and competitions	50%	50%	14
5. Clubs and collectives	57%	43%	14
6. Student media, such as Catalyst and RMITV	47%	53%	15

Outcomes

	Strongly Disagree				Strongly Agree	No. of Students
1. As an RMIT graduate I will be highly employable	10%	5%	52%	24%	10%	21
2. My research training experience at RMIT will improve my career prospects	10%	0%	38%	33%	19%	21
3. RMIT generally responds well to student feedback	6%	6%	47%	29%	12%	17
4. I would recommend higher degree research programs at RMIT to others	0%	10%	14%	38%	38%	21

Notes

The scale % AGREE is calculated by adding up all the items scored Agree/Strongly Agree across all respondents. This is divided by the total number of items answered across all respondents. Blanks or N/A's are excluded. Percentages represent the %age of the total valid responses per question, with the exception of the demographics section which represent the %age of total responses. Charts are rescaled on valid responses to total 100%. Values may round to 101 %. Valid responses exclude N/A and blank responses.