

STUDENT EXPERIENCE SURVEY - HDR

2017

**620H - Business IT & Logistics
BUS**
**Survey Population: 88
Respondents: 30
Response Rate: 34.1%**
Demographics (% of total sample size)
Commencement Year

Pre 2012	1
2012	1
2013	1
2014	5
2015	9
2016	11
2017	2

Age

<20	0%
21-24	3%
25-34	30%
35-44	30%
45+	37%

Gender

Male	60%
Female	40%

Citizenship

Australian	53%
International onshore	47%
International offshore	0%

Program Type

Master by research	3%
Doctorate by research	97%

Attendance Type

Full time	80%
Part time	17%

Location

On-campus	77%
Off-campus	17%

Milestones

Confirmation of candidature	70%
Completion seminar	13%

LOTE

Yes	77%
No	23%

Rural Relocatee

Yes	3%
No	93%

Main Funds Source

Employment	10%
Cadetship	0%
Family	20%
AusAid/IDP	7%
Home Government	13%
Scholarship	30%
Loan	3%
Savings	10%
Other	3%

Employment

Part time (1-14 hrs)	30%
Part time (15-20 hrs)	3%
Part time (21-34 hrs)	3%
Full time (35+ hrs)	17%
Not at all	43%

Research Degree Included


Working for industry	
Yes	0%
No	70%
Working with industry	
Yes	7%
No	60%
Industry internship	
Yes	10%
No	57%

Snapshot Scales 2017

Supervision	76.2%
Intellectual Climate	55.6%
Skill Development	82.6%
Overall Satisfaction	72.4%

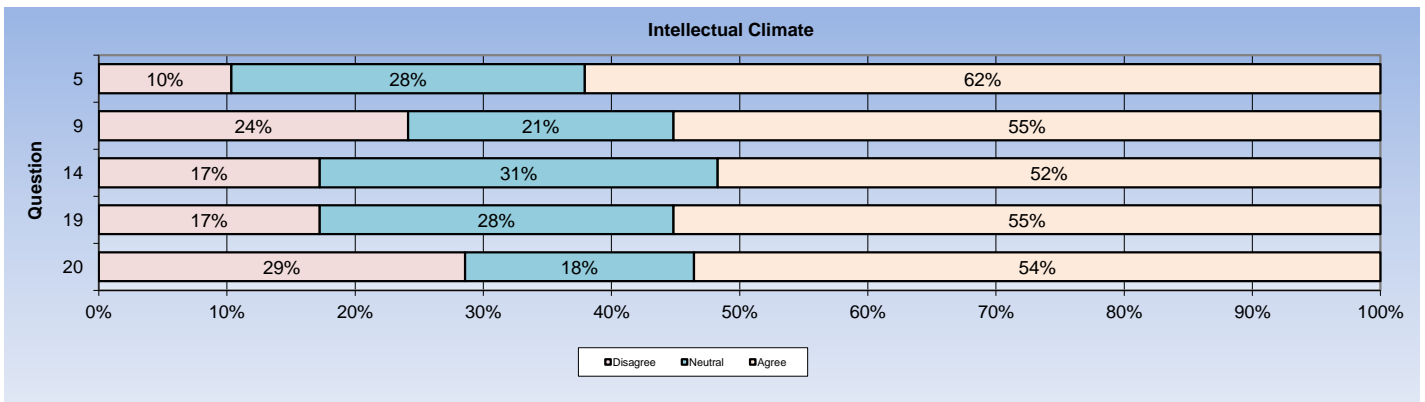
Supervision

	% AGREE					No. of
	Strongly Disagree	Disagree	Neutral	Agree	Strongly Agree	Students
	76.2%					
2. Supervision is available when I need it	3%	7%	3%	31%	55%	29
7. My supervisor(s) are making a real effort to understand difficulties that I face	10%	0%	7%	34%	48%	29
12. My supervisor(s) provide me with additional information relevant to my topic	7%	11%	11%	36%	36%	28
15. I have been given good guidance in topic selection and refinement	7%	7%	14%	45%	28%	29
17. My supervisor(s) are providing helpful feedback on my progress	3%	7%	14%	34%	41%	29
22. I received good guidance in my literature search	7%	7%	18%	43%	25%	28




Intellectual Climate

	% AGREE					No. of
	Strongly Disagree	Disagree	Neutral	Agree	Strongly Agree	Students
	55.6%					
5. The school is providing opportunities for social contact with other postgraduate students	3%	7%	28%	41%	21%	29
9. I am becoming integrated into the school's community	7%	17%	21%	34%	21%	29
14. The school is providing opportunities for me to become involved in the broader research culture	3%	14%	31%	31%	21%	29
19. A good seminar program is being provided for postgraduate students	0%	17%	28%	34%	21%	29
20. The research context in my school is stimulating my work	11%	18%	18%	29%	25%	28



Skill Development

	% AGREE						No. of
	82.6%	Strongly Disagree				Strongly Agree	Students
6. My research is developing my problem-solving skills		0%	3%	7%	41%	48%	29
10. I am learning to develop my ideas and present them in written work		0%	7%	14%	45%	34%	29
13. My research is sharpening my analytical skills		0%	3%	7%	34%	55%	29
16. Doing my research is helping me to develop my ability to plan my own work		3%	3%	10%	41%	41%	29
23. As my research progresses, I am feeling more confident about tackling unfamiliar problems		7%	0%	21%	39%	32%	28



Overall Satisfaction

	% AGREE						No. of
	72.4%	Strongly Disagree				Strongly Agree	Students
26. Overall, I am satisfied with the quality of my higher degree research		7%	7%	14%	52%	21%	29

Others

						No. of
	Strongly Disagree				Strongly Agree	Students
3. I have access to suitable working space	17%	10%	14%	24%	34%	29
8. I have good access to the technical support I need	0%	7%	28%	34%	31%	29
11. I am able to organise good access to necessary equipment	0%	7%	34%	38%	21%	29
24. I have appropriate financial support for my research project	15%	15%	30%	22%	19%	27
1. I am satisfied with the supervision I am receiving	7%	3%	17%	24%	48%	29
4. I am developing an understanding of the standard of work required for my research degree and the examination process	4%	4%	14%	32%	46%	28
18. I am being encouraged and supported to publish my research	4%	18%	18%	25%	36%	28
21. I am benefiting from having more than one supervisor	14%	14%	7%	28%	38%	29
25. I am developing transferable skills that will enable me to work in a broad range of contexts after I complete my degree	0%	14%	14%	48%	24%	29

Administration

1. I find it easy to check my enrolment status and invoices online
2. I'd know what to do if I had a problem with my student administration
3. RMIT effectively resolves any student administration issue I might have

	Strongly Disagree				Strongly Agree	No. of Students
	7%	3%	14%	21%	55%	29
	10%	3%	24%	45%	17%	29
	11%	7%	21%	43%	18%	28

Learning Support

Library - I am satisfied with...

1. The Library's e-resources collection
2. The Library's book collections
3. The quality of service provided by Library staff
4. The Library's facilities
5. Library opening hours

	Strongly Disagree				Strongly Agree	No. of Students
	0%	4%	7%	39%	50%	28
	0%	3%	17%	34%	45%	29
	0%	0%	0%	43%	57%	28
	0%	3%	0%	52%	45%	29
	0%	0%	4%	46%	50%	28

Computing Facilities - I am satisfied with...

1. Access to computer facilities at RMIT
2. Access to the specialist software that I require
3. The availability of computer printing facilities
4. The standard of service from computing support staff

	Strongly Disagree				Strongly Agree	No. of Students
	11%	4%	11%	22%	52%	27
	4%	14%	25%	21%	36%	28
	0%	0%	7%	30%	63%	27
	0%	4%	11%	41%	44%	27

Learning Support Services - I am satisfied with...

1. Study support
2. Language support
3. On Track workshop
4. Statistical Consultancy

	Strongly Disagree				Strongly Agree	No. of Students
	0%	5%	29%	38%	29%	21
	6%	0%	50%	17%	28%	18
	0%	8%	33%	29%	29%	24
	6%	6%	47%	12%	29%	17

Online Services

1. I am satisfied with the Internet access provided by RMIT
2. I find the online environment useful to collaborate with other staff or students about my research

	Strongly Disagree				Strongly Agree	No. of Students
	4%	4%	18%	46%	29%	28
	4%	8%	42%	31%	15%	26

Communication

I have enough...

1. Opportunities to discuss my academic work with my supervisor(s)
2. Opportunities to work with other research students
3. Contact with students in other disciplines

	Strongly Disagree				Strongly Agree	No. of Students
	3%	7%	10%	31%	48%	29
	10%	14%	28%	31%	17%	29
	24%	14%	28%	21%	14%	29

Information Access

	Strongly Disagree				Strongly Agree	No. of Students
1. I know how and where to access information regarding management of and support for my candidature	3%	0%	21%	48%	28%	29
2. I know who the key HDR academic and administrative contacts are in my school	3%	3%	10%	48%	34%	29
3. The RMIT website is easy to navigate to find information I need	7%	4%	36%	32%	21%	28

Campus Life and Environment

	Strongly Disagree				Strongly Agree	No. of Students
1. The RMIT campus is a good place to spend time	7%	7%	18%	39%	29%	28
2. RMIT is friendly to people from all backgrounds	3%	14%	14%	45%	24%	29
3. I feel personally safe on campus	0%	4%	14%	54%	29%	28
4. I am treated fairly at RMIT	7%	7%	11%	43%	32%	28
5. I can balance my research with my work and home commitments	7%	4%	15%	52%	22%	27

Building and Facilities

	Strongly Disagree				Strongly Agree	No. of Students
<i>The following areas are well maintained...</i>						
1. Classrooms	5%	0%	5%	64%	27%	22
2. Lecture theatres	5%	0%	0%	57%	38%	21
3. Laboratories	8%	0%	15%	54%	23%	13
4. General access computer labs	5%	5%	11%	58%	21%	19
5. Lounge spaces	8%	0%	16%	48%	28%	25
6. Toilets	7%	7%	4%	54%	29%	28
7. Lifts	7%	3%	10%	52%	28%	29

Services and Programs for Students

<i>I am satisfied with the service or program...</i>	Strongly Disagree		Strongly Agree		No. of Students	
1. School of Graduate Research	13%	0%	4%	58%	25%	24
2. RMIT Connect	0%	5%	24%	57%	14%	21
3. Health promotion	7%	0%	20%	53%	20%	15
4. Scholarship and financial advice	14%	5%	24%	38%	19%	21
5. Career planning and advice	6%	0%	38%	38%	19%	16
6. Housing advice and assistance	10%	0%	40%	20%	30%	10
7. International student advisory services	7%	7%	20%	47%	20%	15
8. Legal Advice	10%	0%	40%	20%	30%	10
9. Counselling services	0%	9%	27%	36%	27%	11
10. Disability support	14%	0%	14%	43%	29%	7
11. Student leadership programs	0%	8%	25%	42%	25%	12
12. Religious/spiritual services	22%	0%	22%	22%	33%	9

This service is important to me...

	Yes	No	No. of Students
1. School of Graduate Research	95%	5%	22
2. RMIT Connect	71%	29%	24
3. Health promotion	64%	36%	22
4. Scholarship and financial advice	88%	13%	24
5. Career planning and advice	74%	26%	23
6. Housing advice and assistance	43%	57%	23
7. International student advisory services	65%	35%	23
8. Legal Advice	52%	48%	23
9. Counselling services	70%	30%	23
10. Disability support	39%	61%	23
11. Student leadership programs	61%	39%	23
12. Religious/spiritual services	35%	65%	23

RMIT Link

<i>I am satisfied with the service or program...</i>	Strongly Disagree		Strongly Agree		No. of Students	
1. Sport programs, sport clubs and recreation activities	0%	6%	31%	44%	19%	16
2. Visual arts, performing arts and gallery activities	8%	8%	25%	42%	17%	12

This service is important to me...

	Yes	No	No. of Students
1. Sport programs, sport clubs and recreation activities	73%	27%	22
2. Visual arts, performing arts and gallery activities	41%	59%	22

Student Union

I am satisfied with the service or program...

	Strongly Disagree				Strongly Agree	No. of Students
1. Representation of student interests to the University	6%	0%	18%	53%	24%	17
2. Campaigns, information and resources to improve conditions for students	5%	0%	26%	47%	21%	19
3. Advice and support if I had a problem with the University	6%	0%	28%	44%	22%	18
4. Social activities, bands and competitions	8%	0%	17%	42%	33%	12
5. Clubs and collectives	9%	0%	27%	36%	27%	11
6. Student media, such as Catalyst and RMITV	9%	0%	27%	36%	27%	11

This service is important to me...

	Yes	No	No. of Students
1. Representation of student interests to the University	79%	21%	19
2. Campaigns, information and resources to improve conditions for students	82%	18%	22
3. Advice and support if I had a problem with the University	91%	9%	22
4. Social activities, bands and competitions	64%	36%	22
5. Clubs and collectives	55%	45%	22
6. Student media, such as Catalyst and RMITV	57%	43%	21

Outcomes

	Strongly Disagree				Strongly Agree	No. of Students
1. As an RMIT graduate I will be highly employable	4%	7%	18%	39%	32%	28
2. My research training experience at RMIT will improve my career prospects	0%	10%	10%	52%	28%	29
3. RMIT generally responds well to student feedback	11%	0%	29%	46%	14%	28
4. I would recommend higher degree research programs at RMIT to others	14%	7%	14%	34%	31%	29

Notes

The scale % AGREE is calculated by adding up all the items scored Agree/Strongly Agree across all respondents. This is divided by the total number of items answered across all respondents. Blanks or N/A's are excluded. Percentages represent the %age of the total valid responses per question, with the exception of the demographics section which represent the %age of total responses. Charts are rescaled on valid responses to total 100%. Values may round to 101 %.

Valid responses exclude N/A and blank responses.