

STUDENT EXPERIENCE SURVEY - HDR

2017

125H - Electrical & Computer Engineering SEH	Survey Population: 167 Respondents: 68 Response Rate: 40.7%
---	---

Demographics (% of total sample size)

Commencement Year		Age		Gender	
Pre 2012	0	<20	0%	Male	76%
2012	1	21-24	6%	Female	24%
2013	4	25-34	72%	Citizenship	
2014	9	35-44	21%	Australian	51%
2015	21	45+	1%	International onshore	38%
2016	19			International offshore	10%
2017	14				

Program Type		Attendance Type		Location	
Master by research	6%	Full time	84%	On-campus	78%
Doctorate by research	94%	Part time	15%	Off-campus	21%


Milestones		LOTE		Rural Relocatee	
Confirmation of candidature	54%	Yes	79%	Yes	9%
Completion seminar	21%	No	21%	No	90%

Main Funds Source		Employment		Research Degree Included	
Employment	15%	Part time (1-14 hrs)	29%	Working for industry	
Cadetship	0%	Part time (15-20 hrs)	4%	Yes	1%
Family	18%	Part time (21-34 hrs)	0%	No	78%
AusAid/IDP	0%	Full time (35+ hrs)	16%	Working with industry	
Home Government	1%	Not at all	47%	Yes	13%
Scholarship	62%			No	68%
Loan	0%			Industry internship	
Savings	3%			Yes	12%
Other	0%			No	69%

Snapshot Scales 2017	
Supervision	79.1%
Intellectual Climate	52.4%
Skill Development	80.8%
Overall Satisfaction	75.8%

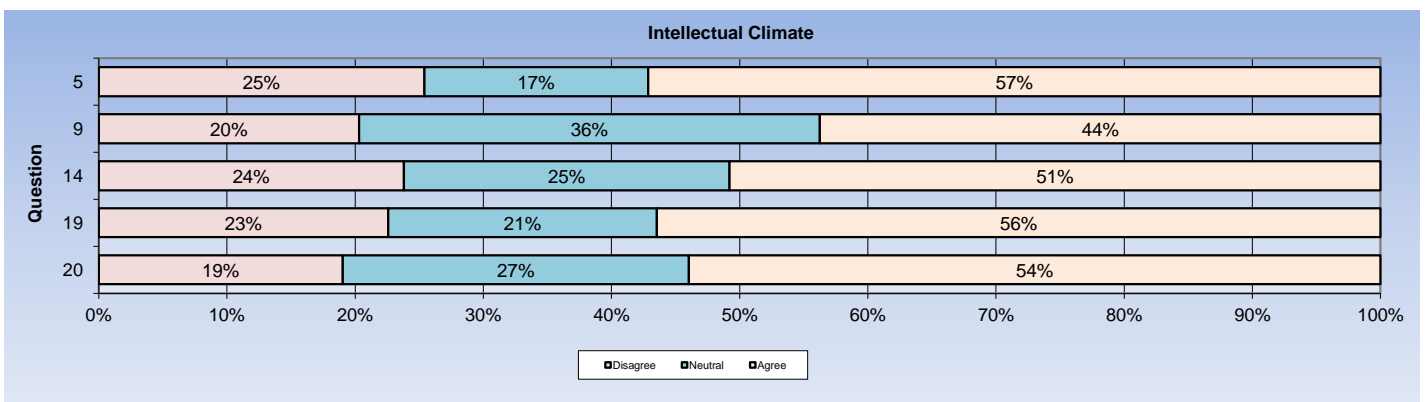
Supervision

	% AGREE					No. of Students
	Strongly Disagree	Disagree	Neutral	Agree	Strongly Agree	
	79.1%					
2. Supervision is available when I need it	0%	0%	13%	24%	63%	67
7. My supervisor(s) are making a real effort to understand difficulties that I face	0%	3%	12%	30%	55%	67
12. My supervisor(s) provide me with additional information relevant to my topic	2%	3%	16%	33%	47%	64
15. I have been given good guidance in topic selection and refinement	2%	8%	20%	38%	33%	66
17. My supervisor(s) are providing helpful feedback on my progress	2%	2%	12%	32%	53%	66
22. I received good guidance in my literature search	3%	7%	22%	24%	43%	67



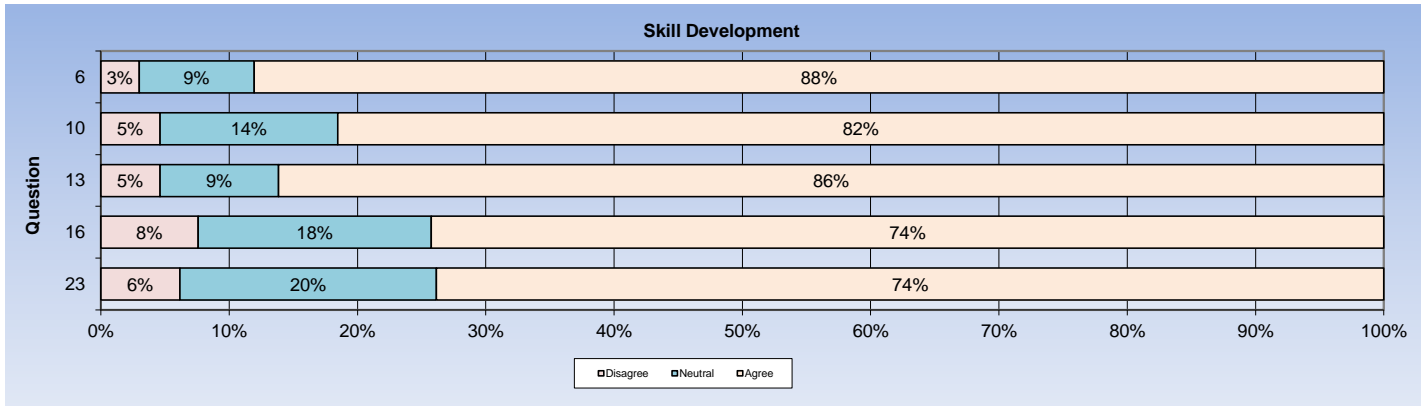
Intellectual Climate

	% AGREE					No. of Students
	Strongly Disagree	Disagree	Neutral	Agree	Strongly Agree	
	52.4%					
5. The school is providing opportunities for social contact with other postgraduate students	6%	19%	17%	27%	30%	63
9. I am becoming integrated into the school's community	8%	13%	36%	25%	19%	64
14. The school is providing opportunities for me to become involved in the broader research culture	8%	16%	25%	27%	24%	63
19. A good seminar program is being provided for postgraduate students	8%	15%	21%	42%	15%	62
20. The research context in my school is stimulating my work	8%	11%	27%	29%	25%	63



Skill Development

	% AGREE	Strongly Disagree			Strongly Agree	No. of Students	
	80.8%						
6. My research is developing my problem-solving skills		0%	3%	9%	36%	52%	67
10. I am learning to develop my ideas and present them in written work		0%	5%	14%	46%	35%	65
13. My research is sharpening my analytical skills		0%	5%	9%	32%	54%	65
16. Doing my research is helping me to develop my ability to plan my own work		2%	6%	18%	33%	41%	66
23. As my research progresses, I am feeling more confident about tackling unfamiliar problems		0%	6%	20%	32%	42%	65



Overall Satisfaction

	% AGREE	Strongly Disagree			Strongly Agree	No. of Students	
	75.8%						
26. Overall, I am satisfied with the quality of my higher degree research		2%	2%	21%	38%	38%	66

Others

	Strongly Disagree			Strongly Agree	No. of Students	
3. I have access to suitable working space	11%	8%	15%	29%	37%	65
8. I have good access to the technical support I need	6%	12%	18%	39%	24%	66
11. I am able to organise good access to necessary equipment	8%	13%	21%	43%	16%	63
24. I have appropriate financial support for my research project	25%	5%	20%	23%	28%	65
1. I am satisfied with the supervision I am receiving	0%	1%	13%	24%	61%	67
4. I am developing an understanding of the standard of work required for my research degree and the examination process	0%	5%	18%	27%	50%	66
18. I am being encouraged and supported to publish my research	2%	5%	11%	26%	57%	65
21. I am benefiting from having more than one supervisor	5%	15%	9%	20%	51%	65
25. I am developing transferable skills that will enable me to work in a broad range of contexts after I complete my degree	3%	6%	11%	44%	36%	66

Administration

1. I find it easy to check my enrolment status and invoices online
2. I'd know what to do if I had a problem with my student administration
3. RMIT effectively resolves any student administration issue I might have

	Strongly Disagree				Strongly Agree	No. of Students
	2%	0%	18%	28%	52%	65
	4%	15%	18%	34%	28%	67
	3%	7%	19%	37%	34%	59

Learning Support

Library - I am satisfied with...

1. The Library's e-resources collection
2. The Library's book collections
3. The quality of service provided by Library staff
4. The Library's facilities
5. Library opening hours

	Strongly Disagree				Strongly Agree	No. of Students
	0%	2%	10%	34%	54%	61
	0%	3%	12%	37%	47%	59
	0%	0%	7%	32%	61%	57
	0%	3%	12%	31%	53%	58
	2%	6%	10%	35%	48%	52

Computing Facilities - I am satisfied with...

1. Access to computer facilities at RMIT
2. Access to the specialist software that I require
3. The availability of computer printing facilities
4. The standard of service from computing support staff

	Strongly Disagree				Strongly Agree	No. of Students
	7%	12%	17%	27%	38%	60
	10%	7%	16%	31%	36%	61
	0%	2%	5%	39%	55%	62
	2%	8%	13%	36%	41%	61

Learning Support Services - I am satisfied with...

1. Study support
2. Language support
3. On Track workshop
4. Statistical Consultancy

	Strongly Disagree				Strongly Agree	No. of Students
	0%	8%	13%	44%	36%	39
	3%	18%	6%	42%	30%	33
	3%	13%	13%	45%	28%	40
	3%	9%	18%	47%	24%	34

Online Services

1. I am satisfied with the Internet access provided by RMIT
2. I find the online environment useful to collaborate with other staff or students about my research

	Strongly Disagree				Strongly Agree	No. of Students
	3%	3%	8%	34%	52%	64
	0%	10%	16%	34%	39%	61

Communication

I have enough...

1. Opportunities to discuss my academic work with my supervisor(s)
2. Opportunities to work with other research students
3. Contact with students in other disciplines

	Strongly Disagree				Strongly Agree	No. of Students
	0%	6%	8%	27%	59%	66
	5%	15%	26%	23%	32%	66
	14%	23%	31%	18%	14%	65

Information Access

	Strongly Disagree				Strongly Agree	No. of Students
1. I know how and where to access information regarding management of and support for my candidature	2%	8%	24%	27%	39%	66
2. I know who the key HDR academic and administrative contacts are in my school	3%	9%	20%	29%	39%	66
3. The RMIT website is easy to navigate to find information I need	8%	20%	21%	24%	27%	66

Campus Life and Environment

	Strongly Disagree				Strongly Agree	No. of Students
1. The RMIT campus is a good place to spend time	3%	15%	26%	23%	33%	61
2. RMIT is friendly to people from all backgrounds	2%	5%	15%	34%	45%	62
3. I feel personally safe on campus	0%	0%	6%	38%	56%	63
4. I am treated fairly at RMIT	3%	5%	13%	33%	46%	61
5. I can balance my research with my work and home commitments	5%	3%	24%	40%	29%	63

Building and Facilities

	Strongly Disagree				Strongly Agree	No. of Students
The following areas are well maintained...						
1. Classrooms	0%	4%	20%	35%	41%	54
2. Lecture theatres	0%	0%	21%	44%	35%	52
3. Laboratories	3%	7%	21%	36%	33%	58
4. General access computer labs	2%	8%	24%	35%	31%	49
5. Lounge spaces	4%	4%	20%	36%	38%	56
6. Toilets	9%	6%	25%	26%	34%	65
7. Lifts	14%	13%	28%	25%	20%	64

Services and Programs for Students

	Strongly Disagree				Strongly Agree	No. of Students
<i>I am satisfied with the service or program...</i>						
1. School of Graduate Research	2%	7%	11%	41%	39%	56
2. RMIT Connect	0%	8%	14%	42%	36%	50
3. Health promotion	4%	4%	33%	33%	26%	27
4. Scholarship and financial advice	12%	8%	27%	29%	25%	52
5. Career planning and advice	11%	11%	30%	27%	22%	37
6. Housing advice and assistance	14%	5%	36%	36%	9%	22
7. International student advisory services	8%	0%	28%	36%	28%	25
8. Legal Advice	9%	4%	35%	30%	22%	23
9. Counselling services	4%	8%	28%	40%	20%	25
10. Disability support	0%	0%	31%	44%	25%	16
11. Student leadership programs	14%	5%	14%	41%	27%	22
12. Religious/spiritual services	4%	4%	17%	39%	35%	23

	Yes	No	No. of Students
<i>This service is important to me...</i>			
1. School of Graduate Research	91%	9%	45
2. RMIT Connect	71%	29%	48
3. Health promotion	52%	48%	46
4. Scholarship and financial advice	94%	6%	49
5. Career planning and advice	72%	28%	47
6. Housing advice and assistance	35%	65%	46
7. International student advisory services	41%	59%	46
8. Legal Advice	52%	48%	46
9. Counselling services	53%	47%	45
10. Disability support	31%	69%	45
11. Student leadership programs	44%	56%	45
12. Religious/spiritual services	35%	65%	46

RMIT Link

	Strongly Disagree				Strongly Agree	No. of Students
<i>I am satisfied with the service or program...</i>						
1. Sport programs, sport clubs and recreation activities	6%	15%	18%	36%	24%	33
2. Visual arts, performing arts and gallery activities	4%	8%	25%	50%	13%	24

	Yes	No	No. of Students
<i>This service is important to me...</i>			
1. Sport programs, sport clubs and recreation activities	55%	45%	49
2. Visual arts, performing arts and gallery activities	26%	74%	46

Student Union

I am satisfied with the service or program...

	Strongly Disagree				Strongly Agree	No. of Students
1. Representation of student interests to the University	6%	15%	38%	26%	15%	34
2. Campaigns, information and resources to improve conditions for students	6%	9%	29%	37%	20%	35
3. Advice and support if I had a problem with the University	3%	10%	23%	42%	23%	31
4. Social activities, bands and competitions	6%	9%	16%	44%	25%	32
5. Clubs and collectives	7%	3%	14%	52%	24%	29
6. Student media, such as Catalyst and RMITV	8%	4%	27%	46%	15%	26

This service is important to me...

	Yes	No	No. of Students
1. Representation of student interests to the University	60%	40%	43
2. Campaigns, information and resources to improve conditions for students	65%	35%	46
3. Advice and support if I had a problem with the University	65%	35%	48
4. Social activities, bands and competitions	55%	45%	47
5. Clubs and collectives	57%	43%	46
6. Student media, such as Catalyst and RMITV	42%	58%	45

Outcomes

	Strongly Disagree				Strongly Agree	No. of Students
1. As an RMIT graduate I will be highly employable	3%	9%	39%	20%	28%	64
2. My research training experience at RMIT will improve my career prospects	2%	6%	27%	32%	33%	66
3. RMIT generally responds well to student feedback	9%	4%	32%	32%	25%	57
4. I would recommend higher degree research programs at RMIT to others	4%	9%	27%	27%	33%	67

Notes

The scale % AGREE is calculated by adding up all the items scored Agree/Strongly Agree across all respondents. This is divided by the total number of items answered across all respondents. Blanks or N/A's are excluded. Percentages represent the %age of the total valid responses per question, with the exception of the demographics section which represent the %age of total responses. Charts are rescaled on valid responses to total 100%. Values may round to 101 %.

Valid responses exclude N/A and blank responses.