

STUDENT EXPERIENCE SURVEY - HDR

2017

630H - Management
BUS

Survey Population: 55
Respondents: 31
Response Rate: 56.4%

Demographics (% of total sample size)

Commencement Year

| | |
|----------|---|
| Pre 2012 | 0 |
| 2012 | 0 |
| 2013 | 4 |
| 2014 | 7 |
| 2015 | 8 |
| 2016 | 7 |
| 2017 | 5 |

Age

| | |
|-------|-----|
| <20 | 0% |
| 21-24 | 0% |
| 25-34 | 42% |
| 35-44 | 42% |
| 45+ | 16% |

Gender

| | |
|--------|-----|
| Male | 48% |
| Female | 52% |

Citizenship

| | |
|------------------------|-----|
| Australian | 39% |
| International onshore | 61% |
| International offshore | 0% |

Program Type

| | |
|-----------------------|-----|
| Master by research | 6% |
| Doctorate by research | 94% |

Attendance Type

| | |
|-----------|-----|
| Full time | 84% |
| Part time | 16% |

Location

| | |
|------------|-----|
| On-campus | 90% |
| Off-campus | 10% |

Milestones

| | |
|-----------------------------|-----|
| Confirmation of candidature | 65% |
| Completion seminar | 23% |

LOTE

| | |
|-----|-----|
| Yes | 81% |
| No | 19% |

Rural Relocatee

| | |
|-----|-----|
| Yes | 13% |
| No | 87% |

Main Funds Source

| | |
|-----------------|-----|
| Employment | 13% |
| Cadetship | 0% |
| Family | 3% |
| AusAid/IDP | 13% |
| Home Government | 19% |
| Scholarship | 35% |
| Loan | 0% |
| Savings | 6% |
| Other | 10% |

Employment

| | |
|-----------------------|-----|
| Part time (1-14 hrs) | 26% |
| Part time (15-20 hrs) | 0% |
| Part time (21-34 hrs) | 0% |
| Full time (35+ hrs) | 16% |
| Not at all | 58% |

Research Degree Included

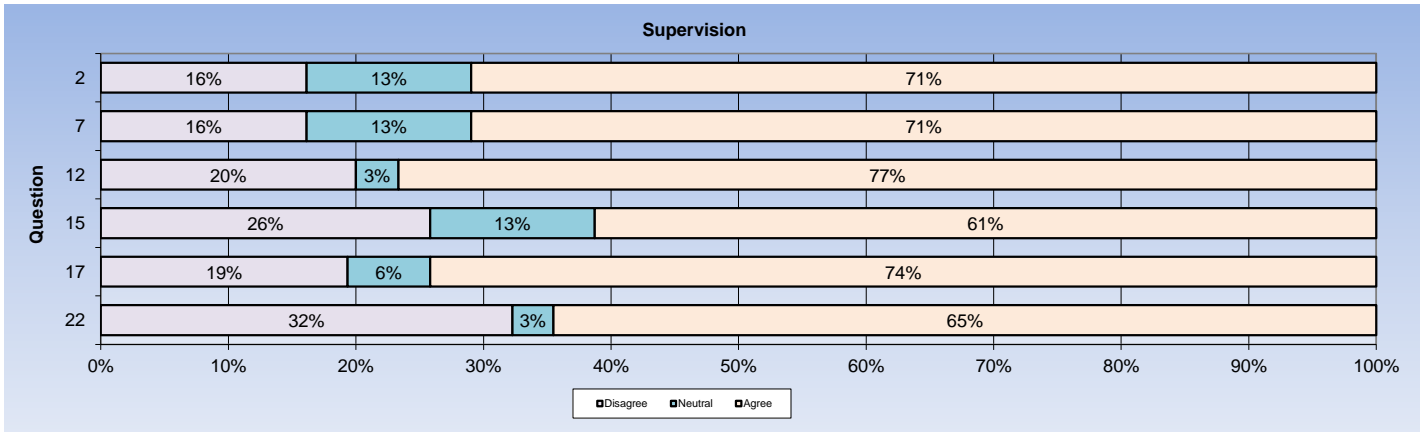
| | |
|------------------------------|-----|
| Working for industry | |
| Yes | 10% |
| No | 55% |
| Working with industry | |
| Yes | 19% |
| No | 55% |
| Industry internship | |
| Yes | 6% |
| No | 65% |

Snapshot Scales 2017

| | |
|----------------------|-------|
| Supervision | 69.7% |
| Intellectual Climate | 42.0% |
| Skill Development | 80.3% |
| Overall Satisfaction | 56.7% |

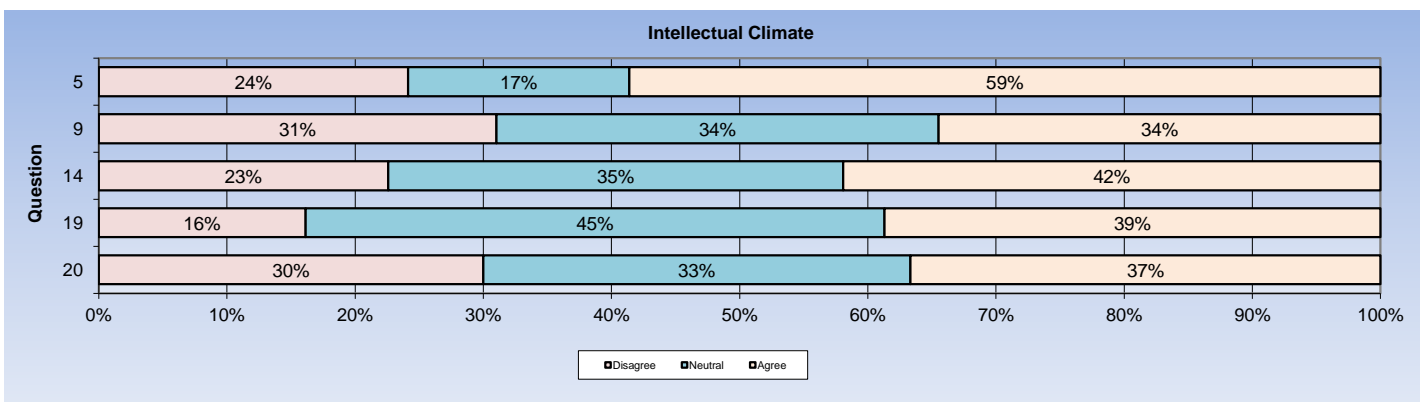
Supervision

| | % AGREE | Strongly Disagree | | | Strongly Agree | | No. of Students |
|---|---------|-------------------|-----|-----|----------------|-----|-----------------|
| | 69.7% | | | | | | |
| 2. Supervision is available when I need it | | 13% | 3% | 13% | 32% | 39% | 31 |
| 7. My supervisor(s) are making a real effort to understand difficulties that I face | | 13% | 3% | 13% | 32% | 39% | 31 |
| 12. My supervisor(s) provide me with additional information relevant to my topic | | 13% | 7% | 3% | 37% | 40% | 30 |
| 15. I have been given good guidance in topic selection and refinement | | 10% | 16% | 13% | 35% | 26% | 31 |
| 17. My supervisor(s) are providing helpful feedback on my progress | | 10% | 10% | 6% | 23% | 52% | 31 |
| 22. I received good guidance in my literature search | | 10% | 23% | 3% | 39% | 26% | 31 |



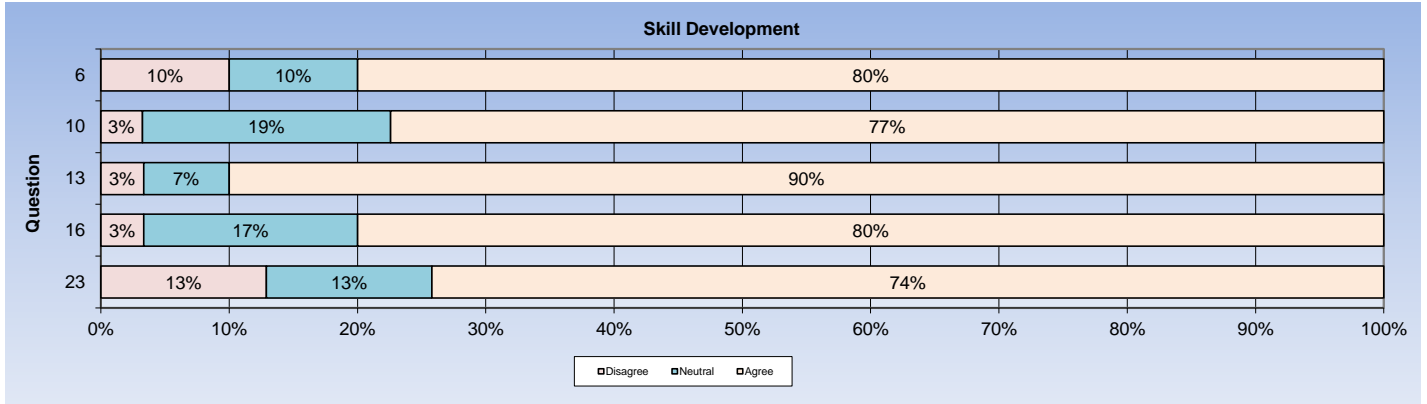
Intellectual Climate

| | % AGREE | Strongly Disagree | | | Strongly Agree | | No. of Students |
|---|---------|-------------------|-----|-----|----------------|-----|-----------------|
| | 42.0% | | | | | | |
| 5. The school is providing opportunities for social contact with other postgraduate students | | 17% | 7% | 17% | 45% | 14% | 29 |
| 9. I am becoming integrated into the school's community | | 17% | 14% | 34% | 14% | 21% | 29 |
| 14. The school is providing opportunities for me to become involved in the broader research culture | | 19% | 3% | 35% | 35% | 6% | 31 |
| 19. A good seminar program is being provided for postgraduate students | | 6% | 10% | 45% | 29% | 10% | 31 |
| 20. The research context in my school is stimulating my work | | 10% | 20% | 33% | 33% | 3% | 30 |



Skill Development

| | % AGREE | Strongly Disagree | Disagree | Neutral | Agree | Strongly Agree | No. of Students |
|---|---------|-------------------|----------|---------|-------|----------------|-----------------|
| | 80.3% | | | | | | |
| 6. My research is developing my problem-solving skills | | 3% | 7% | 10% | 60% | 20% | 30 |
| 10. I am learning to develop my ideas and present them in written work | | 0% | 3% | 19% | 42% | 35% | 31 |
| 13. My research is sharpening my analytical skills | | 0% | 3% | 7% | 50% | 40% | 30 |
| 16. Doing my research is helping me to develop my ability to plan my own work | | 0% | 3% | 17% | 50% | 30% | 30 |
| 23. As my research progresses, I am feeling more confident about tackling unfamiliar problems | | 6% | 6% | 13% | 39% | 35% | 31 |



Overall Satisfaction

| | % AGREE | Strongly Disagree | Disagree | Neutral | Agree | Strongly Agree | No. of Students |
|---|---------|-------------------|----------|---------|-------|----------------|-----------------|
| | 56.7% | | | | | | |
| 26. Overall, I am satisfied with the quality of my higher degree research | | 10% | 13% | 20% | 33% | 23% | 30 |

Others

| | Strongly Disagree | Disagree | Neutral | Agree | Strongly Agree | No. of Students |
|---|-------------------|----------|---------|-------|----------------|-----------------|
| 3. I have access to suitable working space | 23% | 7% | 17% | 30% | 23% | 30 |
| 8. I have good access to the technical support I need | 4% | 11% | 29% | 39% | 18% | 28 |
| 11. I am able to organise good access to necessary equipment | 11% | 4% | 19% | 44% | 22% | 27 |
| 24. I have appropriate financial support for my research project | 20% | 13% | 27% | 23% | 17% | 30 |
| 1. I am satisfied with the supervision I am receiving | 13% | 3% | 10% | 26% | 48% | 31 |
| 4. I am developing an understanding of the standard of work required for my research degree and the examination process | 3% | 0% | 6% | 55% | 35% | 31 |
| 18. I am being encouraged and supported to publish my research | 10% | 13% | 20% | 13% | 43% | 30 |
| 21. I am benefiting from having more than one supervisor | 11% | 4% | 11% | 19% | 56% | 27 |
| 25. I am developing transferable skills that will enable me to work in a broad range of contexts after I complete my degree | 3% | 10% | 19% | 39% | 29% | 31 |

Administration

1. I find it easy to check my enrolment status and invoices online
2. I'd know what to do if I had a problem with my student administration
3. RMIT effectively resolves any student administration issue I might have

| | Strongly Disagree | | | Strongly Agree | | No. of Students |
|--|-------------------|-----|-----|----------------|-----|-----------------|
| | 0% | 10% | 10% | 33% | 47% | 30 |
| | 10% | 16% | 23% | 42% | 10% | 31 |
| | 19% | 7% | 33% | 30% | 11% | 27 |

Learning Support

Library - I am satisfied with...

1. The Library's e-resources collection
2. The Library's book collections
3. The quality of service provided by Library staff
4. The Library's facilities
5. Library opening hours

| | Strongly Disagree | | | Strongly Agree | | No. of Students |
|--|-------------------|----|-----|----------------|-----|-----------------|
| | 3% | 3% | 3% | 42% | 48% | 31 |
| | 7% | 4% | 18% | 25% | 46% | 28 |
| | 0% | 0% | 3% | 42% | 55% | 31 |
| | 0% | 0% | 3% | 34% | 62% | 29 |
| | 0% | 6% | 6% | 32% | 55% | 31 |

Computing Facilities - I am satisfied with...

1. Access to computer facilities at RMIT
2. Access to the specialist software that I require
3. The availability of computer printing facilities
4. The standard of service from computing support staff

| | Strongly Disagree | | | Strongly Agree | | No. of Students |
|--|-------------------|-----|-----|----------------|-----|-----------------|
| | 7% | 7% | 11% | 32% | 43% | 28 |
| | 3% | 17% | 24% | 24% | 31% | 29 |
| | 0% | 3% | 0% | 42% | 55% | 31 |
| | 3% | 7% | 7% | 43% | 40% | 30 |

Learning Support Services - I am satisfied with...

1. Study support
2. Language support
3. On Track workshop
4. Statistical Consultancy

| | Strongly Disagree | | | Strongly Agree | | No. of Students |
|--|-------------------|-----|-----|----------------|-----|-----------------|
| | 4% | 4% | 17% | 50% | 25% | 24 |
| | 0% | 10% | 29% | 48% | 14% | 21 |
| | 4% | 8% | 40% | 40% | 8% | 25 |
| | 22% | 17% | 17% | 39% | 6% | 18 |

Online Services

1. I am satisfied with the Internet access provided by RMIT
2. I find the online environment useful to collaborate with other staff or students about my research

| | Strongly Disagree | | | Strongly Agree | | No. of Students |
|--|-------------------|----|-----|----------------|-----|-----------------|
| | 0% | 0% | 7% | 40% | 53% | 30 |
| | 12% | 8% | 23% | 35% | 23% | 26 |

Communication

I have enough...

1. Opportunities to discuss my academic work with my supervisor(s)
2. Opportunities to work with other research students
3. Contact with students in other disciplines

| | Strongly Disagree | | | Strongly Agree | | No. of Students |
|--|-------------------|-----|-----|----------------|-----|-----------------|
| | 13% | 10% | 6% | 26% | 45% | 31 |
| | 24% | 21% | 17% | 28% | 10% | 29 |
| | 14% | 38% | 17% | 24% | 7% | 29 |

Information Access

| | Strongly Disagree | | Strongly Agree | | No. of Students | |
|--|-------------------|-----|----------------|-----|-----------------|----|
| 1. I know how and where to access information regarding management of and support for my candidature | 17% | 7% | 17% | 47% | 13% | 30 |
| 2. I know who the key HDR academic and administrative contacts are in my school | 13% | 7% | 23% | 30% | 27% | 30 |
| 3. The RMIT website is easy to navigate to find information I need | 13% | 20% | 13% | 40% | 13% | 30 |

Campus Life and Environment

| | Strongly Disagree | | Strongly Agree | | No. of Students | |
|--|-------------------|-----|----------------|-----|-----------------|----|
| 1. The RMIT campus is a good place to spend time | 0% | 7% | 17% | 38% | 38% | 29 |
| 2. RMIT is friendly to people from all backgrounds | 6% | 0% | 13% | 45% | 35% | 31 |
| 3. I feel personally safe on campus | 0% | 3% | 6% | 35% | 55% | 31 |
| 4. I am treated fairly at RMIT | 10% | 0% | 19% | 32% | 39% | 31 |
| 5. I can balance my research with my work and home commitments | 3% | 16% | 19% | 26% | 35% | 31 |

Building and Facilities

| | Strongly Disagree | | Strongly Agree | | No. of Students | |
|---|-------------------|-----|----------------|-----|-----------------|----|
| <i>The following areas are well maintained...</i> | | | | | | |
| 1. Classrooms | 0% | 0% | 15% | 41% | 44% | 27 |
| 2. Lecture theatres | 0% | 0% | 12% | 38% | 50% | 26 |
| 3. Laboratories | 0% | 0% | 17% | 42% | 42% | 12 |
| 4. General access computer labs | 0% | 0% | 10% | 25% | 65% | 20 |
| 5. Lounge spaces | 7% | 7% | 13% | 30% | 43% | 30 |
| 6. Toilets | 7% | 13% | 13% | 37% | 30% | 30 |
| 7. Lifts | 6% | 0% | 10% | 48% | 35% | 31 |

Services and Programs for Students

I am satisfied with the service or program...

| | Strongly Disagree | | | Strongly Agree | | No. of Students |
|--|-------------------|-----|-----|----------------|-----|-----------------|
| 1. School of Graduate Research | 19% | 11% | 7% | 41% | 22% | 27 |
| 2. RMIT Connect | 4% | 13% | 8% | 54% | 21% | 24 |
| 3. Health promotion | 22% | 17% | 0% | 17% | 44% | 18 |
| 4. Scholarship and financial advice | 0% | 22% | 17% | 26% | 35% | 23 |
| 5. Career planning and advice | 12% | 24% | 29% | 18% | 18% | 17 |
| 6. Housing advice and assistance | 25% | 25% | 8% | 25% | 17% | 12 |
| 7. International student advisory services | 7% | 20% | 0% | 40% | 33% | 15 |
| 8. Legal Advice | 0% | 10% | 0% | 50% | 40% | 10 |
| 9. Counselling services | 6% | 12% | 18% | 47% | 18% | 17 |
| 10. Disability support | 20% | 0% | 0% | 60% | 20% | 5 |
| 11. Student leadership programs | 18% | 9% | 9% | 45% | 18% | 11 |
| 12. Religious/spiritual services | 0% | 20% | 10% | 20% | 50% | 10 |

This service is important to me...

| | Yes | No | No. of Students |
|--|-----|-----|-----------------|
| 1. School of Graduate Research | 79% | 21% | 24 |
| 2. RMIT Connect | 81% | 19% | 26 |
| 3. Health promotion | 75% | 25% | 24 |
| 4. Scholarship and financial advice | 88% | 13% | 24 |
| 5. Career planning and advice | 70% | 30% | 23 |
| 6. Housing advice and assistance | 63% | 38% | 24 |
| 7. International student advisory services | 59% | 41% | 22 |
| 8. Legal Advice | 65% | 35% | 23 |
| 9. Counselling services | 74% | 26% | 23 |
| 10. Disability support | 39% | 61% | 23 |
| 11. Student leadership programs | 65% | 35% | 23 |
| 12. Religious/spiritual services | 50% | 50% | 22 |

RMIT Link

I am satisfied with the service or program...

| | Strongly Disagree | | | Strongly Agree | | No. of Students |
|--|-------------------|----|-----|----------------|-----|-----------------|
| 1. Sport programs, sport clubs and recreation activities | 0% | 0% | 20% | 47% | 33% | 15 |
| 2. Visual arts, performing arts and gallery activities | 0% | 0% | 0% | 70% | 30% | 10 |

This service is important to me...

| | Yes | No | No. of Students |
|--|-----|-----|-----------------|
| 1. Sport programs, sport clubs and recreation activities | 56% | 44% | 25 |
| 2. Visual arts, performing arts and gallery activities | 43% | 57% | 23 |

Student Union

I am satisfied with the service or program...

| | Strongly Disagree | | | Strongly Agree | No. of Students |
|--|-------------------|-----|-----|----------------|-----------------|
| 1. Representation of student interests to the University | 11% | 0% | 11% | 39% | 18 |
| 2. Campaigns, information and resources to improve conditions for students | 12% | 18% | 6% | 41% | 17 |
| 3. Advice and support if I had a problem with the University | 16% | 16% | 0% | 26% | 19 |
| 4. Social activities, bands and competitions | 17% | 0% | 8% | 25% | 12 |
| 5. Clubs and collectives | 0% | 14% | 7% | 43% | 14 |
| 6. Student media, such as Catalyst and RMITV | 10% | 10% | 0% | 30% | 10 |

This service is important to me...

| | Yes | No | No. of Students |
|--|-----|-----|-----------------|
| 1. Representation of student interests to the University | 75% | 25% | 24 |
| 2. Campaigns, information and resources to improve conditions for students | 81% | 19% | 26 |
| 3. Advice and support if I had a problem with the University | 84% | 16% | 25 |
| 4. Social activities, bands and competitions | 70% | 30% | 23 |
| 5. Clubs and collectives | 65% | 35% | 23 |
| 6. Student media, such as Catalyst and RMITV | 64% | 36% | 22 |

Outcomes

| | Strongly Disagree | | | Strongly Agree | No. of Students |
|---|-------------------|-----|-----|----------------|-----------------|
| 1. As an RMIT graduate I will be highly employable | 3% | 10% | 24% | 31% | 29 |
| 2. My research training experience at RMIT will improve my career prospects | 3% | 3% | 19% | 39% | 31 |
| 3. RMIT generally responds well to student feedback | 13% | 13% | 23% | 23% | 30 |
| 4. I would recommend higher degree research programs at RMIT to others | 10% | 10% | 23% | 35% | 31 |

Notes

The scale % AGREE is calculated by adding up all the items scored Agree/Strongly Agree across all respondents. This is divided by the total number of items answered across all respondents. Blanks or N/A's are excluded. Percentages represent the %age of the total valid responses per question, with the exception of the demographics section which represent the %age of total responses. Charts are rescaled on valid responses to total 100%. Values may round to 101 %.

Valid responses exclude N/A and blank responses.