

# STUDENT EXPERIENCE SURVEY - HDR

## 2017

**160H - Medical Sciences**  
**SEH**
**Survey Population: 56**  
**Respondents: 29**  
**Response Rate: 51.8%**
**Demographics (% of total sample size)**
**Commencement Year**

Pre 2012	2
2012	0
2013	3
2014	8
2015	5
2016	3
2017	8

**Age**

<20	0%
21-24	14%
25-34	45%
35-44	31%
45+	10%

**Gender**

Male	48%
Female	52%

**Citizenship**

Australian	72%
International onshore	28%
International offshore	0%

**Program Type**

Master by research	3%
Doctorate by research	97%

**Attendance Type**

Full time	69%
Part time	31%

**Location**

On-campus	76%
Off-campus	24%

**Milestones**

Confirmation of candidature	48%
Completion seminar	31%

**LOTE**

Yes	41%
No	59%

**Rural Relocatee**

Yes	14%
No	86%

**Main Funds Source**

Employment	28%
Cadetship	0%
Family	3%
AusAid/IDP	0%
Home Government	10%
Scholarship	55%
Loan	0%
Savings	3%
Other	0%

**Employment**

Part time (1-14 hrs)	24%
Part time (15-20 hrs)	21%
Part time (21-34 hrs)	10%
Full time (35+ hrs)	10%
Not at all	34%

**Research Degree Included**

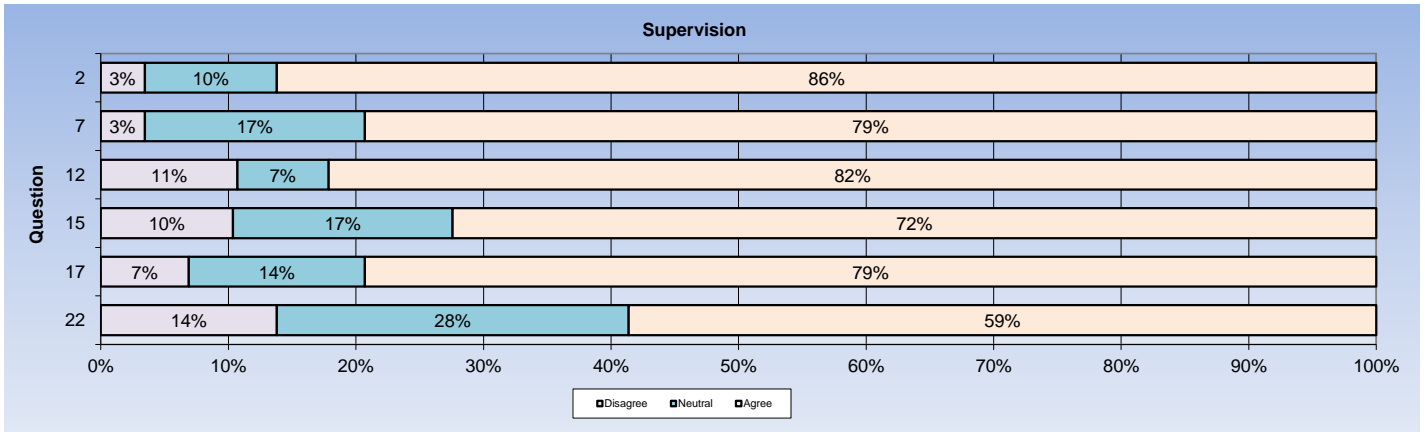
<b>Working for industry</b>	
Yes	10%
No	79%
<b>Working with industry</b>	
Yes	21%
No	69%
<b>Industry internship</b>	
Yes	17%
No	69%

**Snapshot Scales 2017**

Supervision	76.3%
Intellectual Climate	69.9%
Skill Development	86.8%
Overall Satisfaction	75.9%

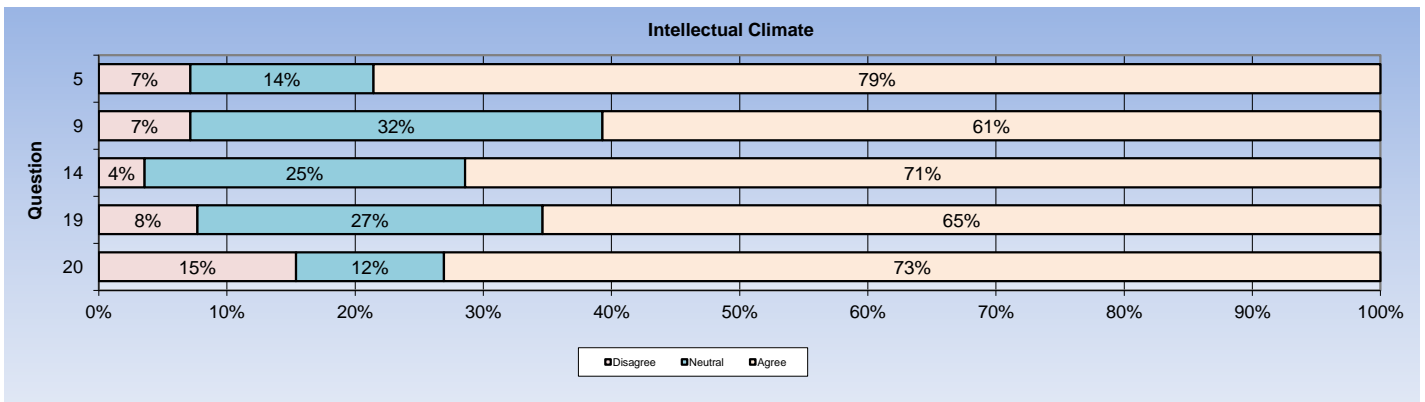
**Supervision**

	% AGREE					No. of
	Strongly Disagree	Disagree	Neutral	Agree	Strongly Agree	Students
	<b>76.3%</b>					
2. Supervision is available when I need it	3%	0%	10%	17%	69%	29
7. My supervisor(s) are making a real effort to understand difficulties that I face	3%	0%	17%	14%	66%	29
12. My supervisor(s) provide me with additional information relevant to my topic	7%	4%	7%	25%	57%	28
15. I have been given good guidance in topic selection and refinement	3%	7%	17%	45%	28%	29
17. My supervisor(s) are providing helpful feedback on my progress	3%	3%	14%	31%	48%	29
22. I received good guidance in my literature search	7%	7%	28%	14%	45%	29



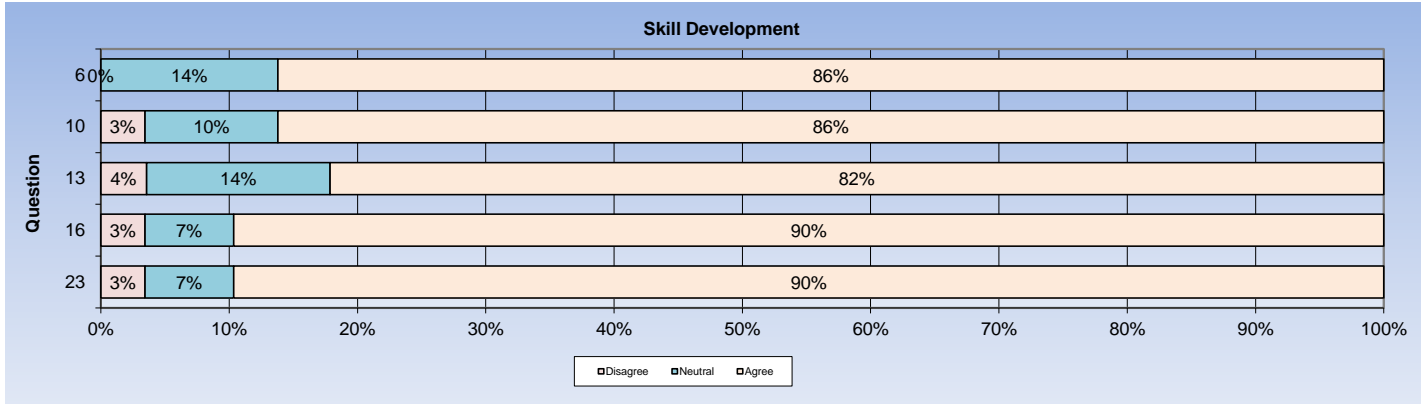
**Intellectual Climate**

	% AGREE					No. of
	Strongly Disagree	Disagree	Neutral	Agree	Strongly Agree	Students
	<b>69.9%</b>					
5. The school is providing opportunities for social contact with other postgraduate students	0%	7%	14%	36%	43%	28
9. I am becoming integrated into the school's community	4%	4%	32%	21%	39%	28
14. The school is providing opportunities for me to become involved in the broader research culture	4%	0%	25%	39%	32%	28
19. A good seminar program is being provided for postgraduate students	4%	4%	27%	23%	42%	26
20. The research context in my school is stimulating my work	4%	12%	12%	38%	35%	26



### Skill Development

	% AGREE	Strongly Disagree			Strongly Agree		No. of Students
	86.8%						
6. My research is developing my problem-solving skills		0%	0%	14%	28%	59%	29
10. I am learning to develop my ideas and present them in written work		3%	0%	10%	28%	59%	29
13. My research is sharpening my analytical skills		4%	0%	14%	7%	75%	28
16. Doing my research is helping me to develop my ability to plan my own work		3%	0%	7%	31%	59%	29
23. As my research progresses, I am feeling more confident about tackling unfamiliar problems		3%	0%	7%	24%	66%	29



### Overall Satisfaction

	% AGREE	Strongly Disagree			Strongly Agree		No. of Students
	75.9%						
26. Overall, I am satisfied with the quality of my higher degree research		3%	7%	14%	31%	45%	29

### Others

	Strongly Disagree			Strongly Agree		No. of Students
3. I have access to suitable working space	11%	7%	21%	21%	39%	28
8. I have good access to the technical support I need	7%	7%	18%	21%	46%	28
11. I am able to organise good access to necessary equipment	4%	4%	15%	31%	46%	26
24. I have appropriate financial support for my research project	25%	14%	14%	21%	25%	28
1. I am satisfied with the supervision I am receiving	3%	3%	17%	17%	59%	29
4. I am developing an understanding of the standard of work required for my research degree and the examination process	0%	7%	7%	18%	68%	28
18. I am being encouraged and supported to publish my research	0%	7%	11%	26%	56%	27
21. I am benefiting from having more than one supervisor	7%	4%	11%	11%	68%	28
25. I am developing transferable skills that will enable me to work in a broad range of contexts after I complete my degree	4%	4%	15%	15%	63%	27

**Administration**

1. I find it easy to check my enrolment status and invoices online
2. I'd know what to do if I had a problem with my student administration
3. RMIT effectively resolves any student administration issue I might have

	Strongly Disagree				Strongly Agree		No. of Students
	0%	14%	7%	29%	50%		28
	3%	10%	24%	31%	31%		29
	0%	19%	33%	15%	33%		27

**Learning Support**

**Library - I am satisfied with...**

1. The Library's e-resources collection
2. The Library's book collections
3. The quality of service provided by Library staff
4. The Library's facilities
5. Library opening hours

	Strongly Disagree				Strongly Agree		No. of Students
	4%	0%	12%	32%	52%		25
	5%	0%	18%	32%	45%		22
	4%	0%	4%	33%	59%		27
	4%	0%	8%	46%	42%		26
	0%	12%	12%	20%	56%		25

**Computing Facilities - I am satisfied with...**

1. Access to computer facilities at RMIT
2. Access to the specialist software that I require
3. The availability of computer printing facilities
4. The standard of service from computing support staff

	Strongly Disagree				Strongly Agree		No. of Students
	4%	7%	22%	15%	52%		27
	7%	14%	17%	14%	48%		29
	7%	4%	14%	14%	61%		28
	7%	0%	31%	14%	48%		29

**Learning Support Services - I am satisfied with...**

1. Study support
2. Language support
3. On Track workshop
4. Statistical Consultancy

	Strongly Disagree				Strongly Agree		No. of Students
	0%	5%	25%	20%	50%		20
	0%	8%	17%	25%	50%		12
	0%	0%	38%	13%	50%		16
	6%	11%	33%	11%	39%		18

**Online Services**

1. I am satisfied with the Internet access provided by RMIT
2. I find the online environment useful to collaborate with other staff or students about my research

	Strongly Disagree				Strongly Agree		No. of Students
	4%	0%	21%	29%	46%		28
	12%	8%	19%	19%	42%		26

**Communication**

**I have enough...**

1. Opportunities to discuss my academic work with my supervisor(s)
2. Opportunities to work with other research students
3. Contact with students in other disciplines

	Strongly Disagree				Strongly Agree		No. of Students
	7%	0%	10%	28%	55%		29
	12%	0%	15%	35%	38%		26
	19%	11%	22%	15%	33%		27

## Information Access

	Strongly Disagree		Strongly Agree			No. of Students
1. I know how and where to access information regarding management of and support for my candidature	3%	7%	24%	17%	48%	29
2. I know who the key HDR academic and administrative contacts are in my school	3%	7%	10%	28%	52%	29
3. The RMIT website is easy to navigate to find information I need	7%	14%	17%	21%	41%	29

## Campus Life and Environment

	Strongly Disagree		Strongly Agree			No. of Students
1. The RMIT campus is a good place to spend time	14%	14%	11%	29%	32%	28
2. RMIT is friendly to people from all backgrounds	4%	4%	18%	29%	46%	28
3. I feel personally safe on campus	4%	4%	11%	18%	64%	28
4. I am treated fairly at RMIT	4%	0%	11%	18%	68%	28
5. I can balance my research with my work and home commitments	14%	3%	10%	24%	48%	29

## Building and Facilities

	Strongly Disagree		Strongly Agree			No. of Students
<i>The following areas are well maintained...</i>						
1. Classrooms	4%	8%	12%	27%	50%	26
2. Lecture theatres	4%	4%	11%	33%	48%	27
3. Laboratories	4%	4%	20%	24%	48%	25
4. General access computer labs	4%	9%	22%	17%	48%	23
5. Lounge spaces	8%	4%	17%	29%	42%	24
6. Toilets	7%	7%	14%	25%	46%	28
7. Lifts	21%	21%	13%	17%	29%	24

## Services and Programs for Students

<i>I am satisfied with the service or program...</i>	Strongly Disagree		Strongly Agree		No. of Students	
1. School of Graduate Research	11%	6%	17%	17%	50%	18
2. RMIT Connect	6%	12%	12%	35%	35%	17
3. Health promotion	13%	0%	38%	0%	50%	8
4. Scholarship and financial advice	11%	6%	28%	17%	39%	18
5. Career planning and advice	0%	8%	50%	0%	42%	12
6. Housing advice and assistance	40%	0%	40%	0%	20%	5
7. International student advisory services	17%	0%	33%	33%	17%	6
8. Legal Advice	17%	17%	33%	17%	17%	6
9. Counselling services	20%	0%	40%	20%	20%	5
10. Disability support	0%	0%	50%	25%	25%	4
11. Student leadership programs	14%	0%	29%	14%	43%	7
12. Religious/spiritual services	13%	0%	38%	38%	13%	8

### *This service is important to me...*

	Yes	No	No. of Students
1. School of Graduate Research	95%	5%	19
2. RMIT Connect	81%	19%	21
3. Health promotion	88%	12%	17
4. Scholarship and financial advice	90%	10%	21
5. Career planning and advice	84%	16%	19
6. Housing advice and assistance	41%	59%	17
7. International student advisory services	47%	53%	17
8. Legal Advice	39%	61%	18
9. Counselling services	59%	41%	17
10. Disability support	28%	72%	18
11. Student leadership programs	44%	56%	18
12. Religious/spiritual services	35%	65%	17

## RMIT Link

### *I am satisfied with the service or program...*

	Strongly Disagree		Strongly Agree		No. of Students	
1. Sport programs, sport clubs and recreation activities	14%	14%	43%	0%	29%	7
2. Visual arts, performing arts and gallery activities	20%	20%	40%	0%	20%	5

### *This service is important to me...*

	Yes	No	No. of Students
1. Sport programs, sport clubs and recreation activities	72%	28%	18
2. Visual arts, performing arts and gallery activities	41%	59%	17

## Student Union

### *I am satisfied with the service or program...*

	Strongly Disagree		Strongly Agree		No. of Students	
1. Representation of student interests to the University	0%	0%	50%	0%	50%	8
2. Campaigns, information and resources to improve conditions for students	14%	0%	57%	0%	29%	7
3. Advice and support if I had a problem with the University	0%	10%	50%	10%	30%	10
4. Social activities, bands and competitions	30%	0%	30%	20%	20%	10
5. Clubs and collectives	22%	11%	33%	0%	33%	9
6. Student media, such as Catalyst and RMITV	29%	0%	43%	14%	14%	7

### *This service is important to me...*

	Yes	No	No. of Students
1. Representation of student interests to the University	67%	33%	18
2. Campaigns, information and resources to improve conditions for students	56%	44%	16
3. Advice and support if I had a problem with the University	72%	28%	18
4. Social activities, bands and competitions	53%	47%	15
5. Clubs and collectives	38%	63%	16
6. Student media, such as Catalyst and RMITV	50%	50%	16

## Outcomes

	Strongly Disagree		Strongly Agree		No. of Students	
1. As an RMIT graduate I will be highly employable	0%	14%	29%	29%	29%	28
2. My research training experience at RMIT will improve my career prospects	4%	7%	25%	21%	43%	28
3. RMIT generally responds well to student feedback	11%	11%	30%	15%	33%	27
4. I would recommend higher degree research programs at RMIT to others	11%	11%	18%	21%	39%	28

### Notes

The scale % AGREE is calculated by adding up all the items scored Agree/Strongly Agree across all respondents. This is divided by the total number of items answered across all respondents. Blanks or N/A's are excluded. Percentages represent the %age of the total valid responses per question, with the exception of the demographics section which represent the %age of total responses. Charts are rescaled on valid responses to total 100%. Values may round to 101 %.

Valid responses exclude N/A and blank responses.