

STUDENT EXPERIENCE SURVEY - HDR

2017

RMIT University
Survey Population: 1,861
Respondents: 824
Response Rate: 44.3%
Demographics (% of total sample size)
Commencement Year

Pre 2012	23
2012	25
2013	63
2014	148
2015	218
2016	206
2017	141

Age

<20	0%
21-24	6%
25-34	51%
35-44	24%
45+	18%

Gender

Male	55%
Female	45%

Citizenship

Australian	55%
International onshore	39%
International offshore	5%

Program Type

Master by research	8%
Doctorate by research	92%

Attendance Type

Full time	78%
Part time	21%

Location

On-campus	75%
Off-campus	24%

Milestones

Confirmation of candidature	57%
Completion seminar	25%

LOTE

Yes	65%
No	35%

Rural Relocatee

Yes	5%
No	93%

Main Funds Source

Employment	20%
Cadetship	0%
Family	9%
AusAid/IDP	2%
Home Government	8%
Scholarship	50%
Loan	1%
Savings	5%
Other	4%

Employment

Part time (1-14 hrs)	25%
Part time (15-20 hrs)	8%
Part time (21-34 hrs)	4%
Full time (35+ hrs)	18%
Not at all	43%

Research Degree Included

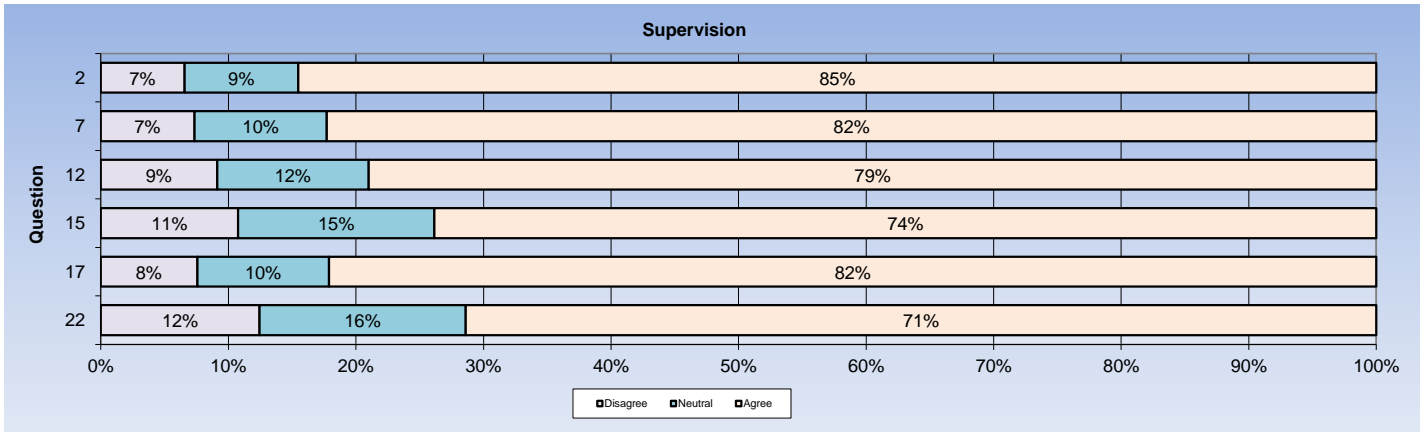
Working for industry	
Yes	8%
No	69%
Working with industry	
Yes	18%
No	60%
Industry internship	
Yes	11%
No	64%

Snapshot Scales 2017

Supervision	78.9%
Intellectual Climate	60.3%
Skill Development	86.6%
Overall Satisfaction	78.0%

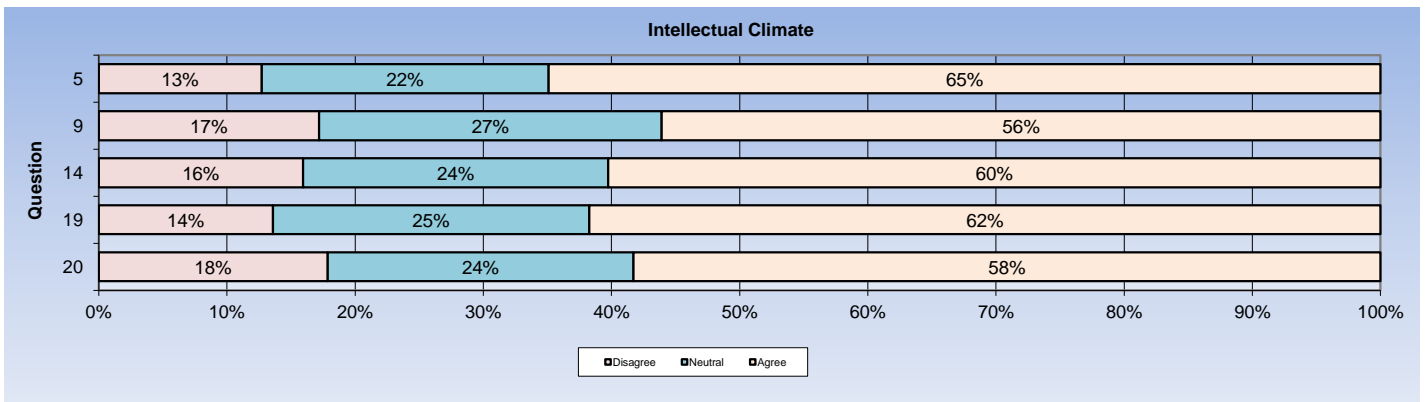
Supervision

	% AGREE					No. of Students
	Strongly Disagree	Disagree	Neutral	Agree	Strongly Agree	
	78.9%					
2. Supervision is available when I need it	2%	4%	9%	27%	58%	807
7. My supervisor(s) are making a real effort to understand difficulties that I face	3%	4%	10%	27%	55%	802
12. My supervisor(s) provide me with additional information relevant to my topic	4%	5%	12%	30%	49%	800
15. I have been given good guidance in topic selection and refinement	4%	7%	15%	38%	36%	799
17. My supervisor(s) are providing helpful feedback on my progress	3%	4%	10%	28%	54%	805
22. I received good guidance in my literature search	4%	9%	16%	37%	35%	804



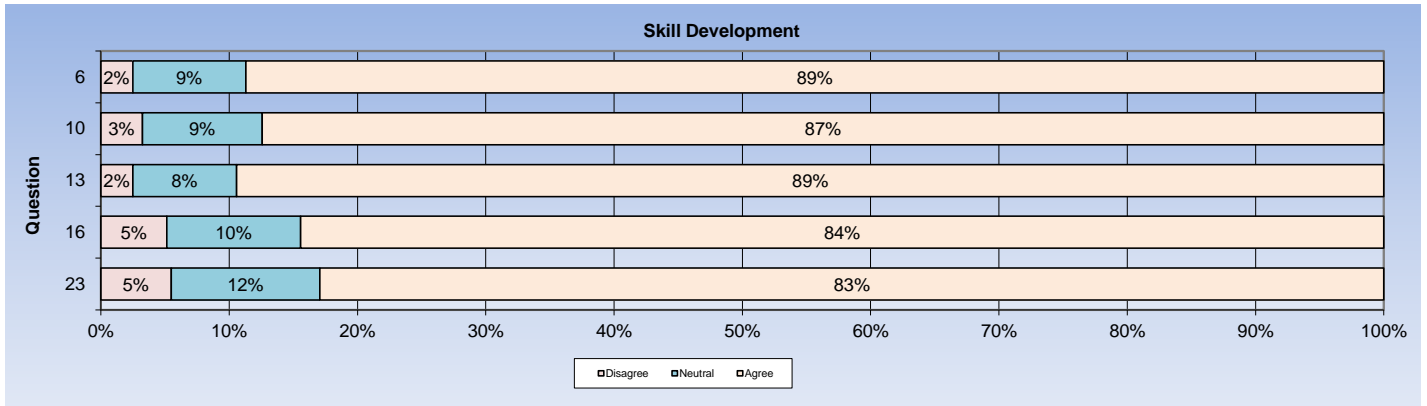
Intellectual Climate

	% AGREE					No. of Students
	Strongly Disagree	Disagree	Neutral	Agree	Strongly Agree	
	60.3%					
5. The school is providing opportunities for social contact with other postgraduate students	4%	8%	22%	36%	29%	778
9. I am becoming integrated into the school's community	6%	11%	27%	33%	23%	756
14. The school is providing opportunities for me to become involved in the broader research culture	6%	10%	24%	35%	25%	790
19. A good seminar program is being provided for postgraduate students	6%	8%	25%	34%	28%	758
20. The research context in my school is stimulating my work	6%	12%	24%	33%	25%	767



Skill Development

	% AGREE	Strongly Disagree			Strongly Agree	No. of Students	
	86.6%						
6. My research is developing my problem-solving skills		1%	1%	9%	36%	52%	805
10. I am learning to develop my ideas and present them in written work		1%	2%	9%	41%	46%	803
13. My research is sharpening my analytical skills		1%	1%	8%	33%	56%	803
16. Doing my research is helping me to develop my ability to plan my own work		2%	3%	10%	38%	47%	797
23. As my research progresses, I am feeling more confident about tackling unfamiliar problems		1%	4%	12%	41%	42%	803



Overall Satisfaction

	% AGREE	Strongly Disagree			Strongly Agree	No. of Students	
	78.0%						
26. Overall, I am satisfied with the quality of my higher degree research		3%	5%	13%	39%	39%	805

Others

	Strongly Disagree			Strongly Agree	No. of Students	
3. I have access to suitable working space	10%	8%	14%	28%	40%	757
8. I have good access to the technical support I need	5%	8%	17%	38%	31%	778
11. I am able to organise good access to necessary equipment	5%	6%	24%	36%	29%	729
24. I have appropriate financial support for my research project	14%	12%	20%	25%	30%	765
1. I am satisfied with the supervision I am receiving	3%	5%	9%	23%	60%	813
4. I am developing an understanding of the standard of work required for my research degree and the examination process	2%	2%	10%	38%	48%	805
18. I am being encouraged and supported to publish my research	3%	6%	14%	27%	49%	786
21. I am benefiting from having more than one supervisor	6%	6%	11%	24%	53%	789
25. I am developing transferable skills that will enable me to work in a broad range of contexts after I complete my degree	2%	5%	15%	36%	42%	790

Administration

1. I find it easy to check my enrolment status and invoices online
2. I'd know what to do if I had a problem with my student administration
3. RMIT effectively resolves any student administration issue I might have

	Strongly Disagree				Strongly Agree	No. of Students
	3%	4%	13%	32%	48%	800
	6%	11%	19%	35%	29%	802
	6%	8%	21%	34%	32%	755

Learning Support

Library - I am satisfied with...

1. The Library's e-resources collection
2. The Library's book collections
3. The quality of service provided by Library staff
4. The Library's facilities
5. Library opening hours

	Strongly Disagree				Strongly Agree	No. of Students
	1%	4%	8%	39%	48%	766
	2%	4%	15%	40%	40%	729
	1%	1%	5%	33%	61%	745
	1%	3%	8%	40%	47%	728
	2%	5%	9%	35%	49%	693

Computing Facilities - I am satisfied with...

1. Access to computer facilities at RMIT
2. Access to the specialist software that I require
3. The availability of computer printing facilities
4. The standard of service from computing support staff

	Strongly Disagree				Strongly Agree	No. of Students
	5%	7%	13%	33%	43%	692
	6%	9%	19%	30%	36%	714
	2%	3%	7%	33%	54%	725
	3%	4%	13%	36%	44%	706

Learning Support Services - I am satisfied with...

1. Study support
2. Language support
3. On Track workshop
4. Statistical Consultancy

	Strongly Disagree				Strongly Agree	No. of Students
	2%	4%	18%	38%	38%	487
	5%	4%	21%	32%	37%	394
	4%	5%	19%	35%	37%	488
	8%	7%	23%	31%	32%	402

Online Services

1. I am satisfied with the Internet access provided by RMIT
2. I find the online environment useful to collaborate with other staff or students about my research

	Strongly Disagree				Strongly Agree	No. of Students
	2%	3%	11%	39%	45%	773
	7%	9%	20%	31%	31%	737

Communication

I have enough...

1. Opportunities to discuss my academic work with my supervisor(s)
2. Opportunities to work with other research students
3. Contact with students in other disciplines

	Strongly Disagree				Strongly Agree	No. of Students
	3%	5%	9%	28%	54%	801
	9%	13%	21%	30%	27%	760
	16%	19%	27%	21%	17%	740

Information Access

	Strongly Disagree				Strongly Agree	No. of Students
1. I know how and where to access information regarding management of and support for my candidature	3%	7%	19%	38%	33%	796
2. I know who the key HDR academic and administrative contacts are in my school	3%	5%	13%	36%	44%	800
3. The RMIT website is easy to navigate to find information I need	10%	13%	22%	32%	23%	796

Campus Life and Environment

	Strongly Disagree				Strongly Agree	No. of Students
1. The RMIT campus is a good place to spend time	6%	8%	18%	33%	35%	738
2. RMIT is friendly to people from all backgrounds	2%	3%	13%	37%	45%	738
3. I feel personally safe on campus	1%	2%	7%	35%	54%	750
4. I am treated fairly at RMIT	3%	3%	12%	35%	48%	753
5. I can balance my research with my work and home commitments	5%	8%	18%	37%	32%	782

Building and Facilities

	Strongly Disagree				Strongly Agree	No. of Students
<i>The following areas are well maintained...</i>						
1. Classrooms	2%	3%	14%	43%	38%	631
2. Lecture theatres	2%	3%	13%	43%	39%	620
3. Laboratories	6%	5%	16%	37%	37%	483
4. General access computer labs	4%	5%	16%	38%	37%	549
5. Lounge spaces	3%	5%	14%	40%	38%	657
6. Toilets	8%	10%	17%	35%	30%	759
7. Lifts	7%	7%	19%	37%	30%	719

Services and Programs for Students

<i>I am satisfied with the service or program...</i>	Strongly Disagree		Strongly Agree		No. of Students	
1. School of Graduate Research	5%	5%	17%	36%	37%	667
2. RMIT Connect	2%	4%	17%	39%	37%	551
3. Health promotion	6%	8%	27%	29%	30%	333
4. Scholarship and financial advice	9%	10%	17%	30%	35%	574
5. Career planning and advice	6%	12%	28%	29%	25%	393
6. Housing advice and assistance	10%	9%	30%	27%	24%	241
7. International student advisory services	7%	6%	26%	32%	29%	289
8. Legal Advice	7%	6%	30%	27%	30%	239
9. Counselling services	6%	5%	26%	30%	33%	289
10. Disability support	5%	3%	26%	30%	36%	181
11. Student leadership programs	7%	4%	22%	36%	31%	272
12. Religious/spiritual services	5%	6%	21%	31%	36%	238

<i>This service is important to me...</i>	Yes	No	No. of Students
	1. School of Graduate Research	90%	10%
2. RMIT Connect	71%	29%	611
3. Health promotion	59%	41%	578
4. Scholarship and financial advice	87%	13%	622
5. Career planning and advice	69%	31%	582
6. Housing advice and assistance	37%	63%	574
7. International student advisory services	50%	50%	569
8. Legal Advice	51%	49%	564
9. Counselling services	58%	42%	572
10. Disability support	31%	69%	564
11. Student leadership programs	48%	52%	566
12. Religious/spiritual services	34%	66%	560

RMIT Link

<i>I am satisfied with the service or program...</i>	Strongly Disagree		Strongly Agree		No. of Students	
1. Sport programs, sport clubs and recreation activities	8%	8%	21%	34%	30%	319
2. Visual arts, performing arts and gallery activities	5%	6%	22%	37%	30%	316

<i>This service is important to me...</i>	Yes	No	No. of Students
	1. Sport programs, sport clubs and recreation activities	55%	45%
2. Visual arts, performing arts and gallery activities	46%	54%	572

Student Union

I am satisfied with the service or program...

	Strongly Disagree				Strongly Agree	No. of Students
1. Representation of student interests to the University	5%	6%	25%	34%	29%	385
2. Campaigns, information and resources to improve conditions for students	6%	6%	27%	35%	25%	399
3. Advice and support if I had a problem with the University	6%	7%	25%	32%	29%	362
4. Social activities, bands and competitions	5%	8%	24%	36%	27%	324
5. Clubs and collectives	5%	7%	27%	32%	29%	296
6. Student media, such as Catalyst and RMITV	5%	5%	29%	35%	27%	266

This service is important to me...

	Yes	No	No. of Students
1. Representation of student interests to the University	68%	32%	552
2. Campaigns, information and resources to improve conditions for students	69%	31%	564
3. Advice and support if I had a problem with the University	74%	26%	568
4. Social activities, bands and competitions	52%	48%	555
5. Clubs and collectives	47%	53%	550
6. Student media, such as Catalyst and RMITV	42%	58%	549

Outcomes

	Strongly Disagree				Strongly Agree	No. of Students
1. As an RMIT graduate I will be highly employable	3%	8%	30%	34%	26%	745
2. My research training experience at RMIT will improve my career prospects	2%	5%	18%	39%	37%	784
3. RMIT generally responds well to student feedback	6%	8%	25%	34%	27%	702
4. I would recommend higher degree research programs at RMIT to others	6%	6%	18%	35%	36%	793

Notes

The scale % AGREE is calculated by adding up all the items scored Agree/Strongly Agree across all respondents. This is divided by the total number of items answered across all respondents. Blanks or N/A's are excluded. Percentages represent the %age of the total valid responses per question, with the exception of the demographics section which represent the %age of total responses. Charts are rescaled on valid responses to total 100%. Values may round to 101 %. Valid responses exclude N/A and blank responses.