

STUDENT EXPERIENCE SURVEY - HDR

2018

**171H - Science
SEH**
**Survey Population: 354
Respondents: 104
Response Rate: 29.4%**
Demographics (% of total sample size)
Commencement Year

Pre 2013	0
2013	3
2014	12
2015	35
2016	21
2017	23
2018	10

Age

<20	0%
21-24	6%
25-34	61%
35-44	26%
45+	8%

Gender

Male	0%
Female	0%

Citizenship

Australian	34%
International onshore	0%
International offshore	17%

Program Type

Master by research	0%
Doctorate by research	94%

Attendance Type

Full time	87%
Part time	13%

Location

On-campus	88%
Off-campus	11%

Milestones

Confirmation of candidature	54%
Completion seminar	34%

LOTE

Yes	69%
No	31%

Rural Relocatee

Yes	9%
No	89%

Main Funds Source

Employment	13%
Cadetship	2%
Family	6%
AusAid/IDP	2%
Home Government	5%
Scholarship	59%
Loan	1%
Savings	6%
Other	5%

Employment

Part time (1-14 hrs)	32%
Part time (15-20 hrs)	5%
Part time (21-34 hrs)	2%
Full time (35+ hrs)	13%
Not at all	48%

Research Degree Included

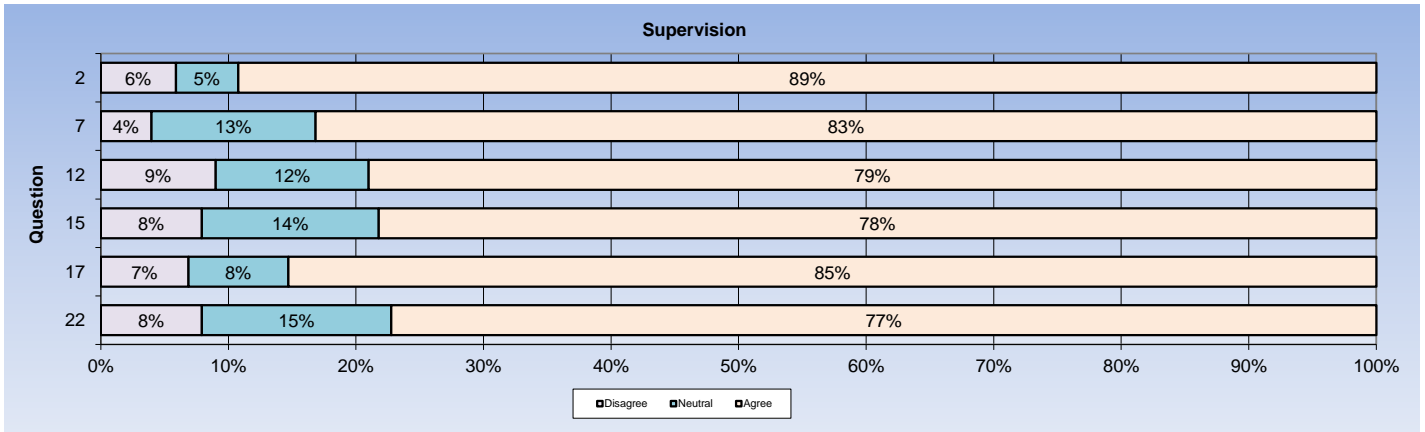
Working for industry	
Yes	12%
No	63%
Working with industry	
Yes	23%
No	56%
Industry internship	
Yes	13%
No	62%

Snapshot Scales 2018

Supervision	82.0%
Intellectual Climate	66.1%
Skill Development	89.2%
Overall Satisfaction	80.2%

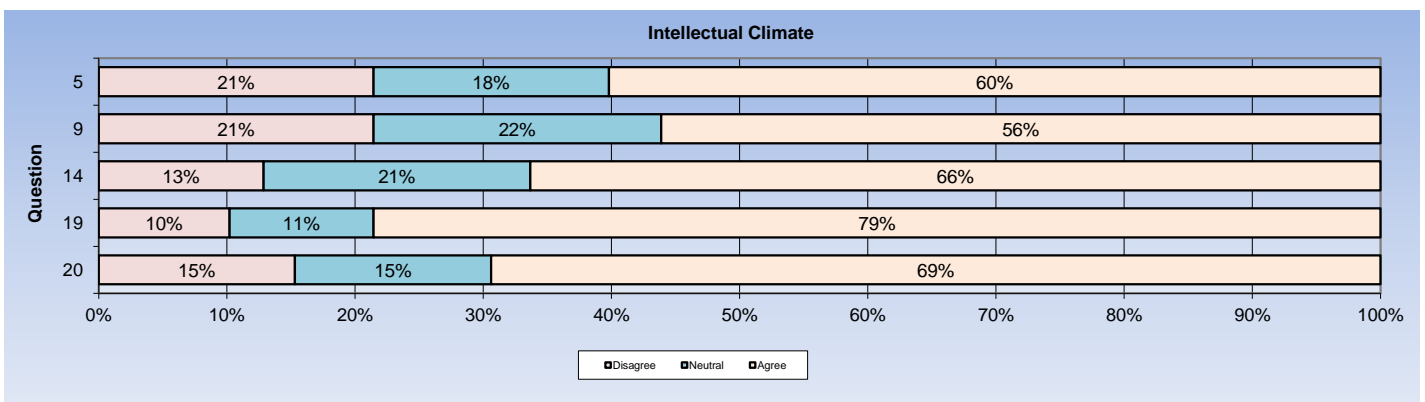
Supervision

	% AGREE					No. of
	Strongly Disagree	Disagree	Neutral	Agree	Strongly Agree	Students
	82.0%					
2. Supervision is available when I need it	3%	3%	5%	24%	66%	102
7. My supervisor(s) are making a real effort to understand difficulties that I face	2%	2%	13%	30%	53%	101
12. My supervisor(s) provide me with additional information relevant to my topic	3%	6%	12%	25%	54%	100
15. I have been given good guidance in topic selection and refinement	3%	5%	14%	33%	46%	101
17. My supervisor(s) are providing helpful feedback on my progress	3%	4%	8%	28%	57%	102
22. I received good guidance in my literature search	4%	4%	15%	35%	43%	101




Intellectual Climate

	% AGREE					No. of
	Strongly Disagree	Disagree	Neutral	Agree	Strongly Agree	Students
	66.1%					
5. The school is providing opportunities for social contact with other postgraduate students	10%	11%	18%	27%	34%	98
9. I am becoming integrated into the school's community	6%	15%	22%	30%	27%	98
14. The school is providing opportunities for me to become involved in the broader research culture	6%	7%	21%	34%	33%	101
19. A good seminar program is being provided for postgraduate students	5%	5%	11%	33%	46%	98
20. The research context in my school is stimulating my work	5%	10%	15%	31%	39%	98



Skill Development

	% AGREE	Strongly Disagree			Strongly Agree	No. of Students	
	89.2%						
6. My research is developing my problem-solving skills		2%	0%	8%	28%	62%	101
10. I am learning to develop my ideas and present them in written work		3%	1%	8%	36%	52%	100
13. My research is sharpening my analytical skills		2%	0%	8%	35%	55%	99
16. Doing my research is helping me to develop my ability to plan my own work		1%	2%	5%	34%	58%	100
23. As my research progresses, I am feeling more confident about tackling unfamiliar problems		2%	4%	8%	37%	50%	101



Overall Satisfaction

	% AGREE	Strongly Disagree			Strongly Agree	No. of Students	
	80.2%						
26. Overall, I am satisfied with the quality of my higher degree research		3%	5%	12%	34%	47%	101

Others

	Strongly Disagree			Strongly Agree	No. of Students	
3. I have access to suitable working space	7%	2%	6%	26%	59%	102
8. I have good access to the technical support I need	4%	11%	14%	35%	35%	99
11. I am able to organise good access to necessary equipment	3%	7%	14%	39%	38%	96
24. I have appropriate financial support for my research project	11%	7%	11%	29%	41%	97
1. I am satisfied with the supervision I am receiving	3%	4%	9%	20%	64%	101
4. I am developing an understanding of the standard of work required for my research degree and the examination process	2%	1%	3%	41%	53%	100
18. I am being encouraged and supported to publish my research	2%	4%	8%	25%	61%	101
21. I am benefiting from having more than one supervisor	4%	5%	9%	20%	63%	102
25. I am developing transferable skills that will enable me to work in a broad range of contexts after I complete my degree	3%	5%	7%	34%	51%	98

Administration

1. I find it easy to check my enrolment status and invoices online
2. I'd know what to do if I had a problem with my student administration
3. RMIT effectively resolves any student administration issue I might have

	Strongly Disagree				Strongly Agree	No. of Students
	4%	3%	11%	24%	58%	101
	7%	5%	12%	36%	39%	99
	9%	9%	12%	30%	40%	98

Learning Support**Library - I am satisfied with...**

1. The Library's e-resources collection
2. The Library's book collections
3. The quality of service provided by Library staff
4. The Library's facilities
5. Library opening hours

	Strongly Disagree				Strongly Agree	No. of Students
	1%	1%	7%	32%	59%	95
	1%	0%	12%	38%	48%	89
	2%	0%	7%	36%	55%	92
	2%	3%	5%	35%	54%	93
	7%	2%	8%	34%	49%	86

Computing Facilities - I am satisfied with...

1. Access to computer facilities at RMIT
2. Access to the specialist software that I require
3. The availability of computer printing facilities
4. The standard of service from computing support staff

	Strongly Disagree				Strongly Agree	No. of Students
	1%	6%	10%	30%	53%	94
	7%	5%	18%	23%	47%	100
	2%	4%	4%	25%	65%	96
	3%	6%	10%	32%	48%	96

Learning Support Services - I am satisfied with...

1. Study and Learning Centre services
2. Language support
3. RMIT's academic and professional development workshops
4. Statistical Consultancy

	Strongly Disagree				Strongly Agree	No. of Students
	1%	4%	14%	42%	39%	72
	4%	4%	18%	35%	40%	57
	3%	8%	21%	37%	32%	76
	6%	11%	20%	28%	35%	54

Online Services

1. I am satisfied with the Internet access provided by RMIT
2. I find the online environment useful to collaborate with other staff or students about my research

	Strongly Disagree				Strongly Agree	No. of Students
	1%	3%	3%	39%	54%	101
	6%	6%	19%	32%	36%	94

Communication**I have enough...**

1. Opportunities to discuss my academic work with my supervisor(s)
2. Opportunities to work with other research students
3. Contact with students in other disciplines

	Strongly Disagree				Strongly Agree	No. of Students
	3%	3%	9%	22%	64%	102
	9%	9%	19%	29%	34%	98
	16%	18%	22%	18%	26%	95

Information Access

	Strongly Disagree				Strongly Agree	No. of Students
1. I know how and where to access information regarding management of and support for my candidature	3%	5%	13%	34%	45%	102
2. I know who the key HDR academic and administrative contacts are in my school	2%	1%	11%	34%	52%	100
3. The RMIT website is easy to navigate to find information I need	14%	6%	28%	27%	25%	100

Campus Life and Environment

	Strongly Disagree				Strongly Agree	No. of Students
1. The RMIT campus is a good place to spend time	5%	9%	9%	31%	45%	99
2. RMIT is friendly to people from all backgrounds	2%	1%	13%	31%	53%	98
3. I feel personally safe on campus	2%	3%	2%	35%	58%	101
4. I am treated fairly at RMIT	6%	6%	11%	26%	51%	100
5. I can balance my research with my work and home commitments	8%	5%	13%	26%	49%	101

Building and Facilities

	Strongly Disagree				Strongly Agree	No. of Students
The following areas are well maintained...						
1. Classrooms	1%	3%	11%	33%	53%	76
2. Lecture theatres	1%	1%	10%	38%	49%	81
3. Laboratories	2%	10%	9%	36%	43%	89
4. General access computer labs	4%	2%	13%	36%	45%	84
5. Lounge spaces	4%	8%	11%	35%	42%	93
6. Toilets	6%	10%	15%	36%	34%	101
7. Lifts	8%	8%	13%	39%	32%	100

Services and Programs for Students

I am satisfied with the service or program...

	Strongly Disagree					Strongly Agree					No. of Students
1. School of Graduate Research	6%	2%	12%	36%	44%	85					
2. RMIT Connect	3%	5%	8%	42%	42%	76					
3. Health promotion	5%	7%	19%	28%	42%	43					
4. Scholarship and financial advice	6%	10%	15%	25%	44%	72					
5. Career planning and advice	6%	9%	23%	30%	32%	53					
6. Housing advice and assistance	11%	8%	22%	14%	44%	36					
7. International student advisory services	12%	0%	17%	29%	41%	41					
8. Legal Advice	8%	8%	13%	21%	51%	39					
9. Counselling services	8%	0%	15%	30%	48%	40					
10. Disability support	6%	3%	19%	19%	52%	31					
11. Student leadership programs	5%	8%	18%	25%	45%	40					
12. Religious/spiritual services	9%	6%	23%	20%	43%	35					

This service is important to me...

	Yes	No	No. of Students
1. School of Graduate Research	92%	8%	78
2. RMIT Connect	78%	22%	78
3. Health promotion	60%	40%	70
4. Scholarship and financial advice	87%	13%	79
5. Career planning and advice	77%	23%	75
6. Housing advice and assistance	39%	61%	71
7. International student advisory services	49%	51%	73
8. Legal Advice	56%	44%	71
9. Counselling services	61%	39%	72
10. Disability support	34%	66%	70
11. Student leadership programs	54%	46%	72
12. Religious/spiritual services	27%	73%	70

RMIT Link

I am satisfied with the service or program...

	Strongly Disagree					Strongly Agree					No. of Students
1. Sport programs, sport clubs and recreation activities	8%	9%	26%	23%	34%	53					
2. Visual arts, performing arts and gallery activities	5%	5%	22%	24%	44%	41					

This service is important to me...

	Yes	No	No. of Students
1. Sport programs, sport clubs and recreation activities	59%	41%	68
2. Visual arts, performing arts and gallery activities	52%	48%	66

Student Union

	Strongly Disagree				Strongly Agree	No. of Students
<i>I am satisfied with the service or program...</i>						
1. Representation of student interests to the University	2%	8%	18%	27%	45%	49
2. Campaigns, information and resources to improve conditions for students	5%	7%	30%	18%	41%	44
3. Advice and support if I had a problem with the University	9%	7%	20%	27%	38%	45
4. Social activities, bands and competitions	7%	7%	24%	21%	40%	42
5. Clubs and collectives	5%	5%	22%	24%	44%	41
6. Student media, such as Catalyst and RMITV	3%	3%	36%	12%	45%	33

	Yes	No	No. of Students
<i>This service is important to me...</i>			
1. Representation of student interests to the University	54%	46%	63
2. Campaigns, information and resources to improve conditions for students	57%	43%	63
3. Advice and support if I had a problem with the University	67%	33%	66
4. Social activities, bands and competitions	44%	56%	63
5. Clubs and collectives	54%	46%	61
6. Student media, such as Catalyst and RMITV	33%	67%	64

Outcomes

	Strongly Disagree				Strongly Agree	No. of Students
1. As an RMIT graduate I will be highly employable	1%	9%	16%	38%	36%	92
2. My research training experience at RMIT will improve my career prospects	2%	3%	10%	40%	46%	101
3. RMIT generally responds well to student feedback	4%	7%	22%	33%	33%	90
4. I would recommend higher degree research programs at RMIT to others	4%	7%	24%	22%	42%	99

Notes

The scale % AGREE is calculated by adding up all the items scored Agree/Strongly Agree across all respondents. This is divided by the total number of items answered across all respondents. Blanks or N/A's are excluded. Percentages represent the %age of the total valid responses per question, with the exception of the demographics section which represent the %age of total responses. Charts are rescaled on valid responses to total 100%. Values may round to 101 %. Valid responses exclude N/A and blank responses.