

# STUDENT EXPERIENCE SURVEY - HDR

## 2018

**172H - Engineering**  
**SEH**
**Survey Population: 526**  
**Respondents: 154**  
**Response Rate: 29.3%**
**Demographics (% of total sample size)**
**Commencement Year**

Pre 2013	1
2013	2
2014	5
2015	31
2016	37
2017	53
2018	25

**Age**

<20	0%
21-24	7%
25-34	76%
35-44	14%
45+	3%

**Gender**

Male	0%
Female	0%

**Citizenship**

Australian	25%
International onshore	0%
International offshore	21%

**Program Type**

Master by research	0%
Doctorate by research	88%

**Attendance Type**

Full time	90%
Part time	10%

**Location**

On-campus	87%
Off-campus	12%

**Milestones**

Confirmation of candidature	62%
Completion seminar	23%

**LOTE**

Yes	81%
No	19%

**Rural Relocatee**

Yes	5%
No	95%

**Main Funds Source**

Employment	10%
Cadetship	0%
Family	6%
AusAid/IDP	1%
Home Government	3%
Scholarship	73%
Loan	4%
Savings	3%
Other	2%

**Employment**

Part time (1-14 hrs)	25%
Part time (15-20 hrs)	3%
Part time (21-34 hrs)	2%
Full time (35+ hrs)	11%
Not at all	58%

**Research Degree Included**

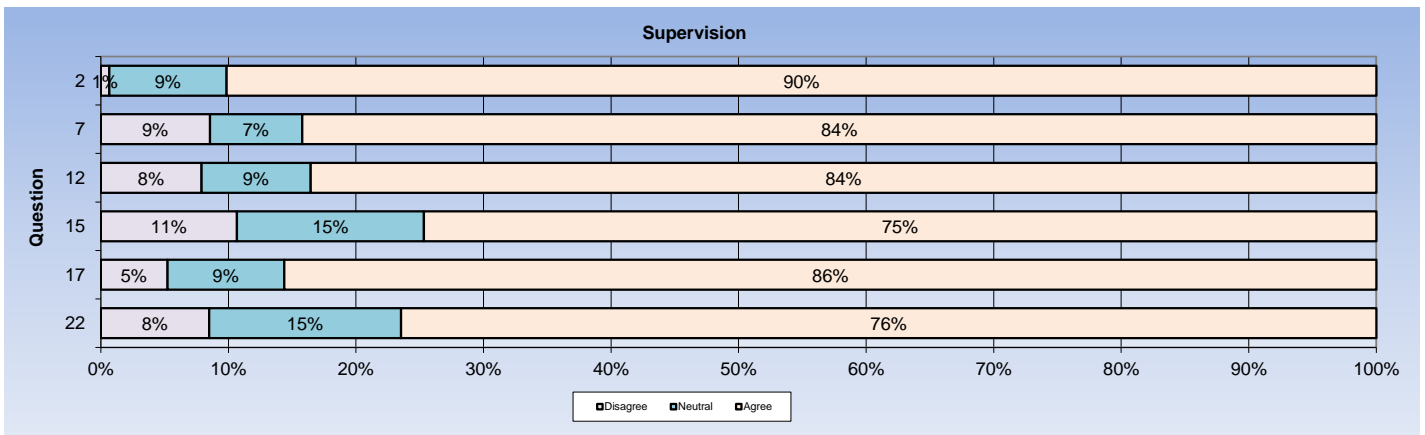
<b>Working for industry</b>	
Yes	12%
No	68%
<b>Working with industry</b>	
Yes	24%
No	57%
<b>Industry internship</b>	
Yes	15%
No	65%

**Snapshot Scales 2018**

Supervision	82.5%
Intellectual Climate	58.1%
Skill Development	87.1%
Overall Satisfaction	79.7%

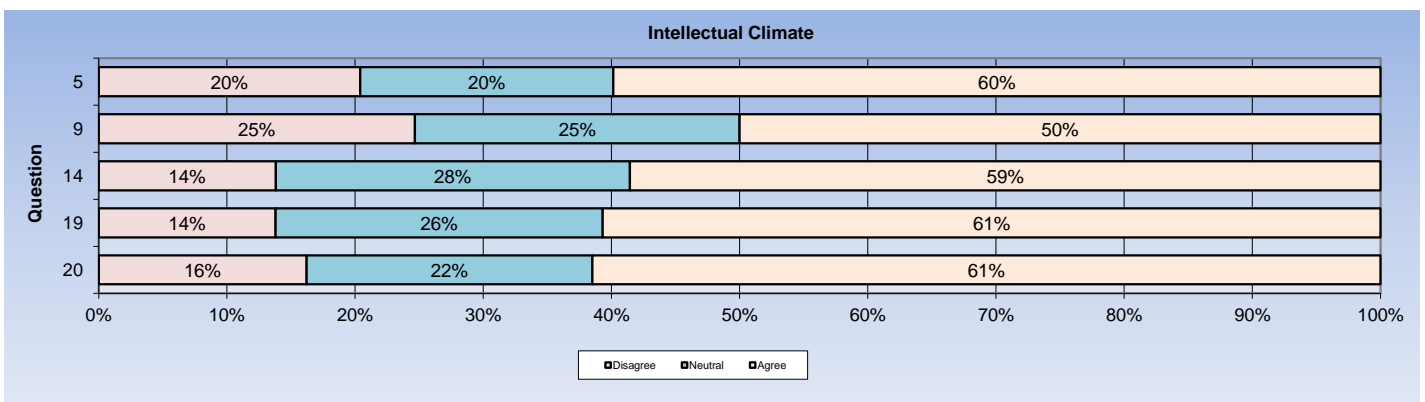
**Supervision**

	% AGREE					No. of
	Strongly Disagree	Disagree	Neutral	Agree	Strongly Agree	Students
	<b>82.5%</b>					
2. Supervision is available when I need it	0%	1%	9%	27%	63%	152
7. My supervisor(s) are making a real effort to understand difficulties that I face	3%	6%	7%	29%	55%	152
12. My supervisor(s) provide me with additional information relevant to my topic	3%	5%	9%	37%	47%	152
15. I have been given good guidance in topic selection and refinement	4%	7%	15%	32%	43%	150
17. My supervisor(s) are providing helpful feedback on my progress	1%	4%	9%	32%	54%	153
22. I received good guidance in my literature search	1%	7%	15%	38%	39%	153




**Intellectual Climate**

	% AGREE					No. of
	Strongly Disagree	Disagree	Neutral	Agree	Strongly Agree	Students
	<b>58.1%</b>					
5. The school is providing opportunities for social contact with other postgraduate students	5%	15%	20%	36%	24%	147
9. I am becoming integrated into the school's community	9%	16%	25%	26%	24%	150
14. The school is providing opportunities for me to become involved in the broader research culture	5%	9%	28%	37%	22%	152
19. A good seminar program is being provided for postgraduate students	6%	8%	26%	36%	25%	145
20. The research context in my school is stimulating my work	5%	11%	22%	34%	28%	148



### Skill Development

	% AGREE	Strongly Disagree			Strongly Agree	No. of Students	
	87.1%						
6. My research is developing my problem-solving skills		1%	3%	6%	30%	60%	151
10. I am learning to develop my ideas and present them in written work		1%	5%	9%	37%	48%	151
13. My research is sharpening my analytical skills		1%	1%	9%	37%	51%	152
16. Doing my research is helping me to develop my ability to plan my own work		2%	3%	8%	36%	51%	152
23. As my research progresses, I am feeling more confident about tackling unfamiliar problems		2%	3%	11%	36%	48%	151



### Overall Satisfaction

	% AGREE	Strongly Disagree			Strongly Agree	No. of Students	
	79.7%						
26. Overall, I am satisfied with the quality of my higher degree research		3%	6%	12%	42%	38%	153

### Others

	Strongly Disagree			Strongly Agree	No. of Students	
3. I have access to suitable working space	17%	9%	13%	26%	36%	151
8. I have good access to the technical support I need	9%	13%	15%	34%	29%	150
11. I am able to organise good access to necessary equipment	7%	12%	23%	34%	25%	146
24. I have appropriate financial support for my research project	9%	9%	13%	32%	37%	150
1. I am satisfied with the supervision I am receiving	1%	3%	9%	25%	63%	152
4. I am developing an understanding of the standard of work required for my research degree and the examination process	2%	3%	11%	38%	46%	150
18. I am being encouraged and supported to publish my research	1%	2%	10%	27%	59%	153
21. I am benefiting from having more than one supervisor	3%	10%	15%	17%	55%	149
25. I am developing transferable skills that will enable me to work in a broad range of contexts after I complete my degree	3%	4%	12%	40%	42%	149

**Administration**

1. I find it easy to check my enrolment status and invoices online
2. I'd know what to do if I had a problem with my student administration
3. RMIT effectively resolves any student administration issue I might have

	Strongly Disagree				Strongly Agree	No. of Students
	1%	4%	10%	29%	55%	153
	3%	12%	22%	31%	32%	152
	6%	8%	26%	30%	29%	148

**Learning Support****Library - I am satisfied with...**

1. The Library's e-resources collection
2. The Library's book collections
3. The quality of service provided by Library staff
4. The Library's facilities
5. Library opening hours

	Strongly Disagree				Strongly Agree	No. of Students
	1%	1%	5%	32%	61%	146
	1%	3%	9%	29%	59%	140
	0%	0%	5%	30%	65%	146
	0%	3%	7%	34%	56%	143
	3%	7%	11%	30%	50%	141

**Computing Facilities - I am satisfied with...**

1. Access to computer facilities at RMIT
2. Access to the specialist software that I require
3. The availability of computer printing facilities
4. The standard of service from computing support staff

	Strongly Disagree				Strongly Agree	No. of Students
	5%	5%	16%	31%	42%	147
	6%	12%	15%	39%	28%	144
	1%	3%	7%	27%	62%	147
	3%	6%	13%	37%	41%	145

**Learning Support Services - I am satisfied with...**

1. Study and Learning Centre services
2. Language support
3. RMIT's academic and professional development workshops
4. Statistical Consultancy

	Strongly Disagree				Strongly Agree	No. of Students
	2%	6%	15%	33%	45%	107
	0%	4%	22%	30%	45%	83
	3%	6%	24%	25%	42%	119
	2%	7%	25%	21%	44%	81

**Online Services**

1. I am satisfied with the Internet access provided by RMIT
2. I find the online environment useful to collaborate with other staff or students about my research

	Strongly Disagree				Strongly Agree	No. of Students
	1%	0%	7%	35%	56%	151
	5%	6%	21%	27%	41%	139

**Communication****I have enough...**

1. Opportunities to discuss my academic work with my supervisor(s)
2. Opportunities to work with other research students
3. Contact with students in other disciplines

	Strongly Disagree				Strongly Agree	No. of Students
	1%	2%	8%	33%	56%	153
	10%	11%	14%	34%	31%	146
	18%	19%	20%	25%	18%	145

## Information Access

	Strongly Disagree				Strongly Agree	No. of Students
1. I know how and where to access information regarding management of and support for my candidature	3%	9%	22%	34%	32%	152
2. I know who the key HDR academic and administrative contacts are in my school	2%	7%	18%	39%	34%	152
3. The RMIT website is easy to navigate to find information I need	11%	14%	26%	22%	26%	153

## Campus Life and Environment

	Strongly Disagree				Strongly Agree	No. of Students
1. The RMIT campus is a good place to spend time	7%	7%	14%	32%	40%	147
2. RMIT is friendly to people from all backgrounds	2%	3%	9%	31%	55%	148
3. I feel personally safe on campus	1%	1%	5%	32%	62%	149
4. I am treated fairly at RMIT	1%	5%	8%	30%	56%	149
5. I can balance my research with my work and home commitments	4%	9%	20%	29%	38%	150

## Building and Facilities

	Strongly Disagree				Strongly Agree	No. of Students
<b>The following areas are well maintained...</b>						
1. Classrooms	1%	2%	10%	41%	46%	128
2. Lecture theatres	1%	2%	12%	39%	46%	127
3. Laboratories	7%	8%	24%	27%	33%	131
4. General access computer labs	2%	7%	15%	41%	35%	123
5. Lounge spaces	1%	4%	15%	42%	38%	141
6. Toilets	6%	6%	18%	36%	33%	148
7. Lifts	5%	8%	20%	33%	34%	142

## Services and Programs for Students

### *I am satisfied with the service or program...*

	Strongly Disagree				Strongly Agree	No. of Students
1. School of Graduate Research	3%	10%	15%	26%	45%	130
2. RMIT Connect	3%	3%	17%	30%	47%	119
3. Health promotion	6%	7%	22%	24%	42%	72
4. Scholarship and financial advice	9%	7%	16%	29%	39%	122
5. Career planning and advice	5%	6%	32%	25%	32%	97
6. Housing advice and assistance	8%	17%	31%	14%	31%	59
7. International student advisory services	3%	8%	30%	19%	40%	63
8. Legal Advice	5%	8%	31%	14%	42%	59
9. Counselling services	6%	5%	26%	24%	39%	66
10. Disability support	2%	5%	24%	20%	49%	41
11. Student leadership programs	1%	6%	31%	22%	39%	67
12. Religious/spiritual services	0%	3%	22%	25%	50%	60

### *This service is important to me...*

	Yes	No	No. of Students
1. School of Graduate Research	90%	10%	113
2. RMIT Connect	78%	22%	117
3. Health promotion	64%	36%	107
4. Scholarship and financial advice	89%	11%	122
5. Career planning and advice	82%	18%	111
6. Housing advice and assistance	44%	56%	105
7. International student advisory services	50%	50%	106
8. Legal Advice	62%	38%	103
9. Counselling services	65%	35%	105
10. Disability support	30%	70%	104
11. Student leadership programs	60%	40%	107
12. Religious/spiritual services	44%	56%	108

## RMIT Link

### *I am satisfied with the service or program...*

	Strongly Disagree				Strongly Agree	No. of Students
1. Sport programs, sport clubs and recreation activities	3%	11%	14%	39%	32%	90
2. Visual arts, performing arts and gallery activities	4%	11%	20%	32%	34%	76

### *This service is important to me...*

	Yes	No	No. of Students
1. Sport programs, sport clubs and recreation activities	64%	36%	104
2. Visual arts, performing arts and gallery activities	47%	53%	99

## Student Union

	Strongly Disagree				Strongly Agree	No. of Students
<b><i>I am satisfied with the service or program...</i></b>						
1. Representation of student interests to the University	2%	8%	20%	36%	34%	98
2. Campaigns, information and resources to improve conditions for students	3%	8%	24%	34%	32%	92
3. Advice and support if I had a problem with the University	7%	11%	25%	24%	34%	89
4. Social activities, bands and competitions	2%	10%	20%	35%	33%	86
5. Clubs and collectives	2%	7%	17%	35%	39%	83
6. Student media, such as Catalyst and RMITV	4%	12%	18%	31%	34%	67

	Yes	No	No. of Students
<b><i>This service is important to me...</i></b>			
1. Representation of student interests to the University	75%	25%	99
2. Campaigns, information and resources to improve conditions for students	80%	20%	102
3. Advice and support if I had a problem with the University	82%	18%	102
4. Social activities, bands and competitions	65%	35%	101
5. Clubs and collectives	62%	38%	99
6. Student media, such as Catalyst and RMITV	44%	56%	102

## Outcomes

	Strongly Disagree				Strongly Agree	No. of Students
1. As an RMIT graduate I will be highly employable	3%	6%	30%	37%	24%	142
2. My research training experience at RMIT will improve my career prospects	3%	4%	19%	32%	43%	150
3. RMIT generally responds well to student feedback	7%	9%	21%	31%	33%	138
4. I would recommend higher degree research programs at RMIT to others	5%	7%	20%	28%	40%	149

### Notes

The scale % AGREE is calculated by adding up all the items scored Agree/Strongly Agree across all respondents. This is divided by the total number of items answered across all respondents. Blanks or N/A's are excluded. Percentages represent the %age of the total valid responses per question, with the exception of the demographics section which represent the %age of total responses. Charts are rescaled on valid responses to total 100%. Values may round to 101 %. Valid responses exclude N/A and blank responses.