

STUDENT EXPERIENCE SURVEY - HDR

2018

320H - Architecture & Urban Design
DSC

Survey Population: 84
Respondents: 10
Response Rate: 11.9%

Demographics (% of total sample size)

Commencement Year

Pre 2013	1
2013	0
2014	3
2015	0
2016	0
2017	3
2018	3

Age

<20	0%
21-24	0%
25-34	30%
35-44	20%
45+	50%

Gender

Male	0%
Female	0%

Citizenship

Australian	60%
International onshore	0%
International offshore	20%

Program Type

Master by research	0%
Doctorate by research	90%

Attendance Type

Full time	50%
Part time	50%

Location

On-campus	60%
Off-campus	40%

Milestones

Confirmation of candidature	30%
Completion seminar	50%

LOTE

Yes	40%
No	60%

Rural Relocatee

Yes	0%
No	90%

Main Funds Source

Employment	30%
Cadetship	0%
Family	0%
AusAid/IDP	0%
Home Government	0%
Scholarship	60%
Loan	0%
Savings	0%
Other	0%

Employment

Part time (1-14 hrs)	20%
Part time (15-20 hrs)	10%
Part time (21-34 hrs)	10%
Full time (35+ hrs)	30%
Not at all	30%

Research Degree Included

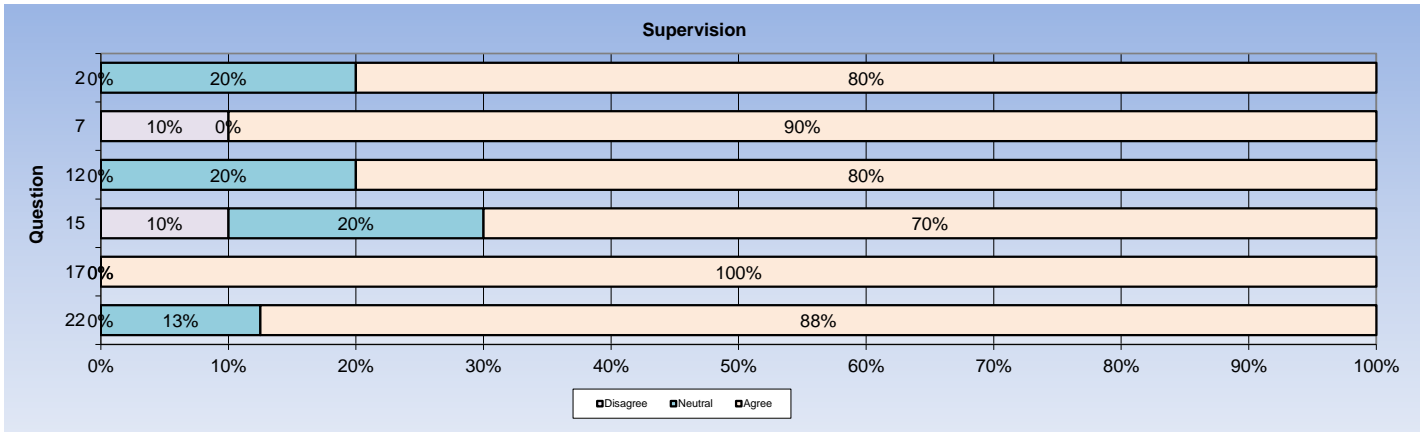
Working for industry	
Yes	0%
No	100%
Working with industry	
Yes	10%
No	90%
Industry internship	
Yes	10%
No	90%

Snapshot Scales 2018

Supervision	84.5%
Intellectual Climate	50.0%
Skill Development	90.0%
Overall Satisfaction	80.0%

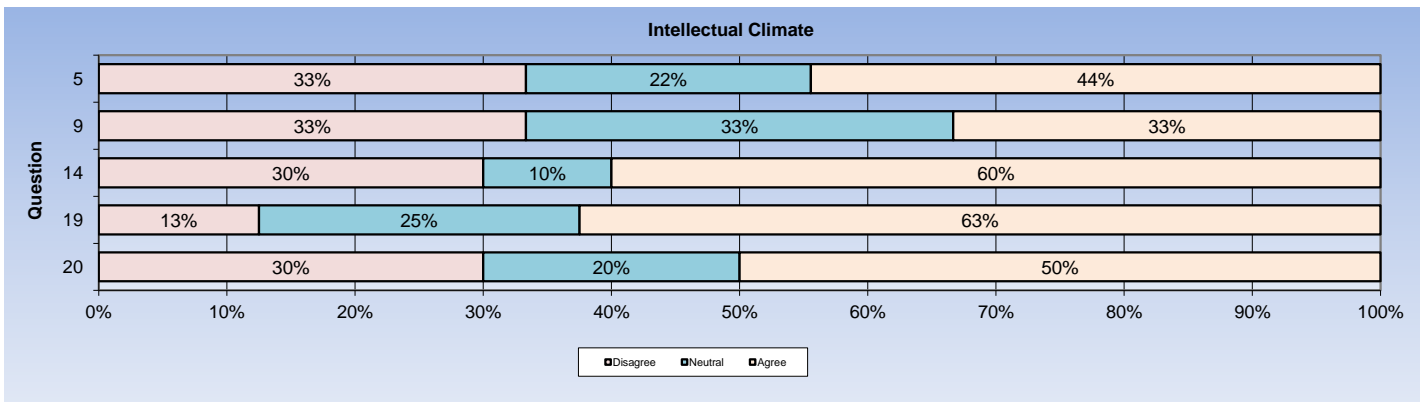
Supervision

	% AGREE						No. of
	84.5%	Strongly Disagree		Strongly Agree		Students	
2. Supervision is available when I need it		0%	0%	20%	30%	50%	10
7. My supervisor(s) are making a real effort to understand difficulties that I face		0%	10%	0%	30%	60%	10
12. My supervisor(s) provide me with additional information relevant to my topic		0%	0%	20%	30%	50%	10
15. I have been given good guidance in topic selection and refinement		0%	10%	20%	20%	50%	10
17. My supervisor(s) are providing helpful feedback on my progress		0%	0%	0%	50%	50%	10
22. I received good guidance in my literature search		0%	0%	13%	25%	63%	8



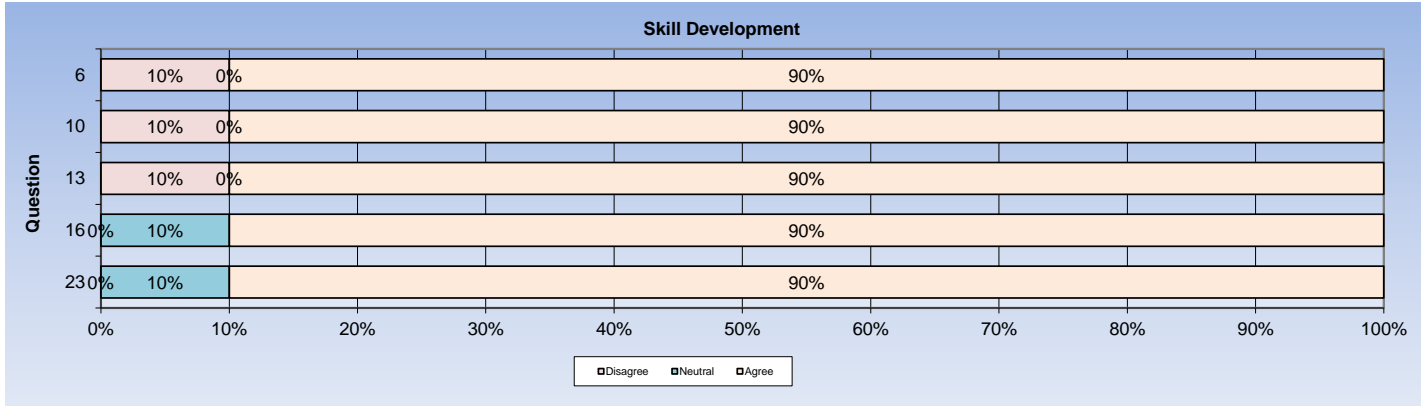
Intellectual Climate

	% AGREE						No. of
	50.0%	Strongly Disagree		Strongly Agree		Students	
5. The school is providing opportunities for social contact with other postgraduate students		22%	11%	22%	22%	22%	9
9. I am becoming integrated into the school's community		22%	11%	33%	11%	22%	9
14. The school is providing opportunities for me to become involved in the broader research culture		10%	20%	10%	50%	10%	10
19. A good seminar program is being provided for postgraduate students		0%	13%	25%	25%	38%	8
20. The research context in my school is stimulating my work		20%	10%	20%	10%	40%	10



Skill Development

	% AGREE	Strongly Disagree			Strongly Agree		No. of Students
	90.0%						
6. My research is developing my problem-solving skills		0%	10%	0%	30%	60%	10
10. I am learning to develop my ideas and present them in written work		0%	10%	0%	40%	50%	10
13. My research is sharpening my analytical skills		10%	0%	0%	10%	80%	10
16. Doing my research is helping me to develop my ability to plan my own work		0%	0%	10%	10%	80%	10
23. As my research progresses, I am feeling more confident about tackling unfamiliar problems		0%	0%	10%	50%	40%	10



Overall Satisfaction

	% AGREE	Strongly Disagree			Strongly Agree		No. of Students
	80.0%						
26. Overall, I am satisfied with the quality of my higher degree research		0%	10%	10%	50%	30%	10

Others

	Strongly Disagree			Strongly Agree		No. of Students
3. I have access to suitable working space	67%	17%	0%	17%	0%	6
8. I have good access to the technical support I need	11%	11%	33%	22%	22%	9
11. I am able to organise good access to necessary equipment	11%	11%	22%	33%	22%	9
24. I have appropriate financial support for my research project	10%	10%	10%	20%	50%	10
1. I am satisfied with the supervision I am receiving	0%	0%	0%	50%	50%	10
4. I am developing an understanding of the standard of work required for my research degree and the examination process	0%	10%	20%	10%	60%	10
18. I am being encouraged and supported to publish my research	0%	20%	10%	30%	40%	10
21. I am benefiting from having more than one supervisor	0%	0%	10%	10%	80%	10
25. I am developing transferable skills that will enable me to work in a broad range of contexts after I complete my degree	0%	0%	20%	40%	40%	10

Administration

- 1. I find it easy to check my enrolment status and invoices online
- 2. I'd know what to do if I had a problem with my student administration
- 3. RMIT effectively resolves any student administration issue I might have

	Strongly Disagree				Strongly Agree	No. of Students
	0%	0%	30%	30%	40%	10
	0%	10%	30%	40%	20%	10
	0%	0%	22%	33%	44%	9

Learning Support

Library - I am satisfied with...

- 1. The Library's e-resources collection
- 2. The Library's book collections
- 3. The quality of service provided by Library staff
- 4. The Library's facilities
- 5. Library opening hours

	Strongly Disagree				Strongly Agree	No. of Students
	0%	0%	20%	20%	60%	10
	0%	11%	11%	33%	44%	9
	0%	0%	13%	13%	75%	8
	0%	13%	13%	25%	50%	8
	0%	0%	14%	14%	71%	7

Computing Facilities - I am satisfied with...

- 1. Access to computer facilities at RMIT
- 2. Access to the specialist software that I require
- 3. The availability of computer printing facilities
- 4. The standard of service from computing support staff

	Strongly Disagree				Strongly Agree	No. of Students
	0%	17%	33%	50%	0%	6
	0%	29%	43%	29%	0%	7
	0%	29%	43%	14%	14%	7
	0%	14%	43%	0%	43%	7

Learning Support Services - I am satisfied with...

- 1. Study and Learning Centre services
- 2. Language support
- 3. RMIT's academic and professional development workshops
- 4. Statistical Consultancy

	Strongly Disagree				Strongly Agree	No. of Students
	0%	67%	0%	0%	33%	3
	0%	50%	0%	0%	50%	2
	0%	20%	20%	20%	40%	5
	0%	100%	0%	0%	0%	1

Online Services

- 1. I am satisfied with the Internet access provided by RMIT
- 2. I find the online environment useful to collaborate with other staff or students about my research

	Strongly Disagree				Strongly Agree	No. of Students
	0%	33%	22%	11%	33%	9
	0%	25%	50%	13%	13%	8

Communication

I have enough...

- 1. Opportunities to discuss my academic work with my supervisor(s)
- 2. Opportunities to work with other research students
- 3. Contact with students in other disciplines

	Strongly Disagree				Strongly Agree	No. of Students
	0%	0%	20%	10%	70%	10
	29%	14%	43%	0%	14%	7
	38%	25%	13%	13%	13%	8

Information Access

	Strongly Disagree				Strongly Agree	No. of Students
1. I know how and where to access information regarding management of and support for my candidature	0%	0%	20%	60%	20%	10
2. I know who the key HDR academic and administrative contacts are in my school	0%	0%	30%	30%	40%	10
3. The RMIT website is easy to navigate to find information I need	20%	30%	20%	30%	0%	10

Campus Life and Environment

	Strongly Disagree				Strongly Agree	No. of Students
1. The RMIT campus is a good place to spend time	0%	0%	50%	50%	0%	8
2. RMIT is friendly to people from all backgrounds	0%	0%	25%	38%	38%	8
3. I feel personally safe on campus	0%	0%	0%	33%	67%	9
4. I am treated fairly at RMIT	0%	0%	13%	38%	50%	8
5. I can balance my research with my work and home commitments	0%	30%	30%	20%	20%	10

Building and Facilities

	Strongly Disagree				Strongly Agree	No. of Students
The following areas are well maintained...						
1. Classrooms	0%	11%	22%	44%	22%	9
2. Lecture theatres	0%	13%	25%	50%	13%	8
3. Laboratories	0%	33%	33%	33%	0%	3
4. General access computer labs	17%	17%	33%	33%	0%	6
5. Lounge spaces	50%	0%	17%	33%	0%	6
6. Toilets	13%	13%	38%	25%	13%	8
7. Lifts	13%	25%	25%	13%	25%	8

Services and Programs for Students

I am satisfied with the service or program...

	Strongly Disagree				Strongly Agree	No. of Students
1. School of Graduate Research	0%	0%	25%	50%	25%	4
2. RMIT Connect	0%	20%	0%	20%	60%	5
3. Health promotion	0%	0%	100%	0%	0%	2
4. Scholarship and financial advice	0%	0%	14%	14%	71%	7
5. Career planning and advice	0%	33%	67%	0%	0%	3
6. Housing advice and assistance	0%	50%	50%	0%	0%	2
7. International student advisory services	0%	33%	67%	0%	0%	3
8. Legal Advice	0%	0%	100%	0%	0%	1
9. Counselling services	0%	0%	100%	0%	0%	1
10. Disability support	0%	0%	100%	0%	0%	1
11. Student leadership programs	0%	0%	50%	0%	50%	2
12. Religious/spiritual services	0%	0%	100%	0%	0%	1

This service is important to me...

	Yes	No	No. of Students
1. School of Graduate Research	100%	0%	2
2. RMIT Connect	75%	25%	4
3. Health promotion	67%	33%	3
4. Scholarship and financial advice	100%	0%	6
5. Career planning and advice	75%	25%	4
6. Housing advice and assistance	50%	50%	4
7. International student advisory services	67%	33%	3
8. Legal Advice	67%	33%	3
9. Counselling services	33%	67%	3
10. Disability support	33%	67%	3
11. Student leadership programs	33%	67%	3
12. Religious/spiritual services	0%	100%	3

RMIT Link

I am satisfied with the service or program...

	Strongly Disagree				Strongly Agree	No. of Students
1. Sport programs, sport clubs and recreation activities	0%	33%	33%	0%	33%	3
2. Visual arts, performing arts and gallery activities	0%	0%	0%	50%	50%	4

This service is important to me...

	Yes	No	No. of Students
1. Sport programs, sport clubs and recreation activities	67%	33%	3
2. Visual arts, performing arts and gallery activities	100%	0%	3

Student Union

I am satisfied with the service or program...

	Strongly Disagree				Strongly Agree	No. of Students
1. Representation of student interests to the University	0%	0%	33%	33%	33%	3
2. Campaigns, information and resources to improve conditions for students	0%	0%	100%	0%	0%	2
3. Advice and support if I had a problem with the University	0%	0%	50%	50%	0%	2
4. Social activities, bands and competitions	0%	0%	100%	0%	0%	2
5. Clubs and collectives	0%	0%	50%	50%	0%	2
6. Student media, such as Catalyst and RMITV	0%	0%	100%	0%	0%	1

This service is important to me...

	Yes	No	No. of Students
1. Representation of student interests to the University	33%	67%	3
2. Campaigns, information and resources to improve conditions for students	67%	33%	3
3. Advice and support if I had a problem with the University	67%	33%	3
4. Social activities, bands and competitions	67%	33%	3
5. Clubs and collectives	33%	67%	3
6. Student media, such as Catalyst and RMITV	33%	67%	3

Outcomes

	Strongly Disagree				Strongly Agree	No. of Students
1. As an RMIT graduate I will be highly employable	0%	10%	50%	20%	20%	10
2. My research training experience at RMIT will improve my career prospects	0%	0%	20%	40%	40%	10
3. RMIT generally responds well to student feedback	0%	29%	57%	0%	14%	7
4. I would recommend higher degree research programs at RMIT to others	0%	10%	10%	40%	40%	10

Notes

The scale % AGREE is calculated by adding up all the items scored Agree/Strongly Agree across all respondents. This is divided by the total number of items answered across all respondents. Blanks or N/A's are excluded. Percentages represent the %age of the total valid responses per question, with the exception of the demographics section which represent the %age of total responses. Charts are rescaled on valid responses to total 100%. Values may round to 101 %. Valid responses exclude N/A and blank responses.