

# STUDENT EXPERIENCE SURVEY - HDR

## 2018

**345H - Media & Communication**  
**DSC**
**Survey Population: 155**  
**Respondents: 33**  
**Response Rate: 21.3%**
**Demographics (% of total sample size)**
**Commencement Year**

Pre 2013	3
2013	0
2014	5
2015	7
2016	5
2017	7
2018	6

**Age**

<20	0%
21-24	3%
25-34	21%
35-44	27%
45+	48%

**Gender**

Male	0%
Female	0%

**Citizenship**

Australian	67%
International onshore	0%
International offshore	3%

**Program Type**

Master by research	0%
Doctorate by research	100%

**Attendance Type**

Full time	61%
Part time	33%

**Location**

On-campus	79%
Off-campus	15%

**Milestones**

Confirmation of candidature	64%
Completion seminar	18%

**LOTE**

Yes	24%
No	76%

**Rural Relocatee**

Yes	0%
No	94%

**Main Funds Source**

Employment	39%
Cadetship	0%
Family	6%
AusAid/IDP	0%
Home Government	3%
Scholarship	30%
Loan	3%
Savings	6%
Other	6%

**Employment**

Part time (1-14 hrs)	27%
Part time (15-20 hrs)	9%
Part time (21-34 hrs)	15%
Full time (35+ hrs)	12%
Not at all	30%

**Research Degree Included**

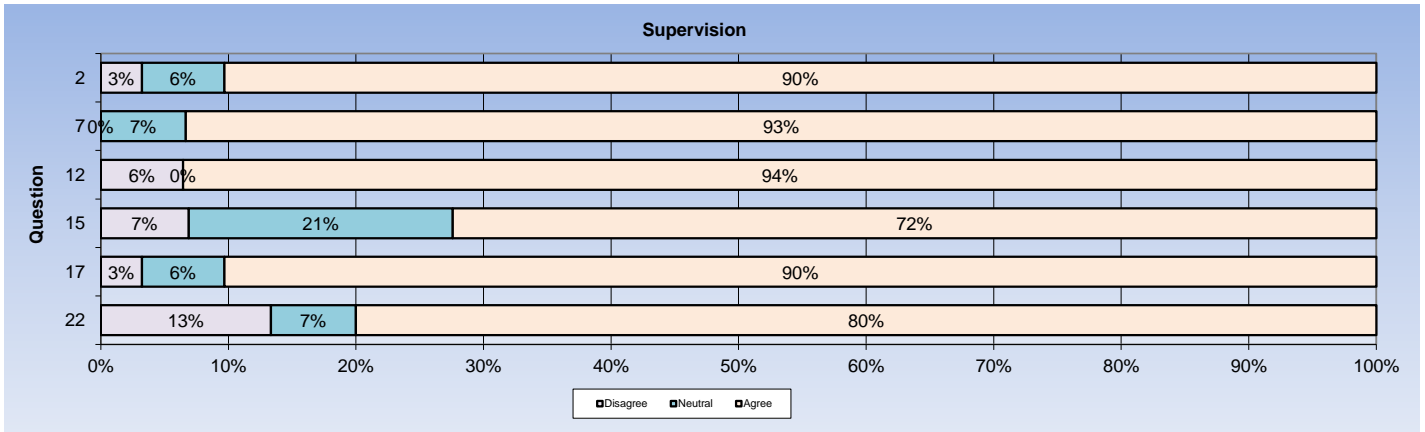
<b>Working for industry</b>	
Yes	3%
No	61%
<b>Working with industry</b>	
Yes	3%
No	61%
<b>Industry internship</b>	
Yes	6%
No	58%

**Snapshot Scales 2018**

Supervision	86.8%
Intellectual Climate	54.3%
Skill Development	84.5%
Overall Satisfaction	67.7%

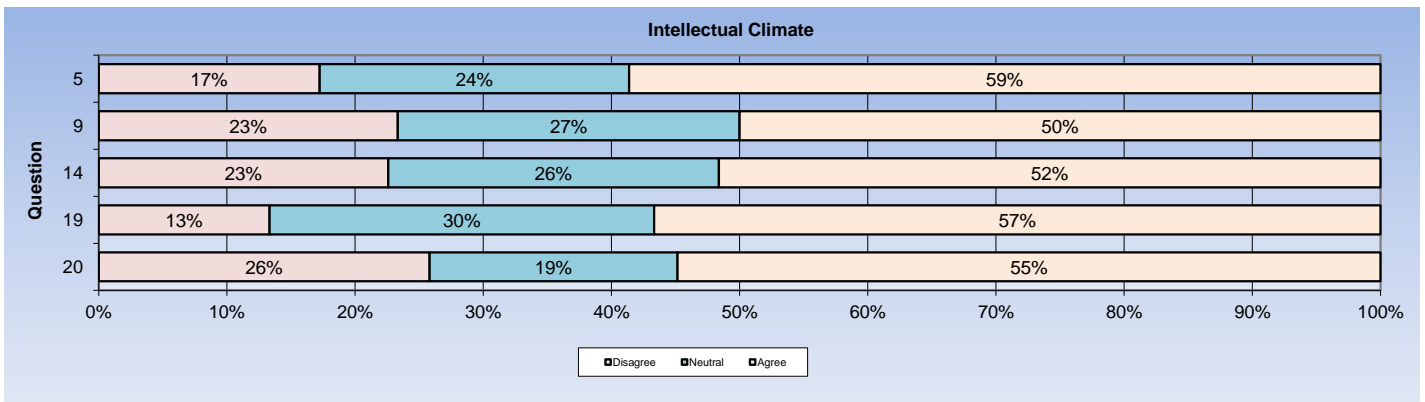
**Supervision**

	% AGREE					No. of
	Strongly Disagree	Disagree	Neutral	Agree	Strongly Agree	Students
	<b>86.8%</b>					
2. Supervision is available when I need it	3%	0%	6%	23%	68%	31
7. My supervisor(s) are making a real effort to understand difficulties that I face	0%	0%	7%	17%	77%	30
12. My supervisor(s) provide me with additional information relevant to my topic	3%	3%	0%	32%	61%	31
15. I have been given good guidance in topic selection and refinement	3%	3%	21%	17%	55%	29
17. My supervisor(s) are providing helpful feedback on my progress	3%	0%	6%	26%	65%	31
22. I received good guidance in my literature search	7%	7%	7%	33%	47%	30



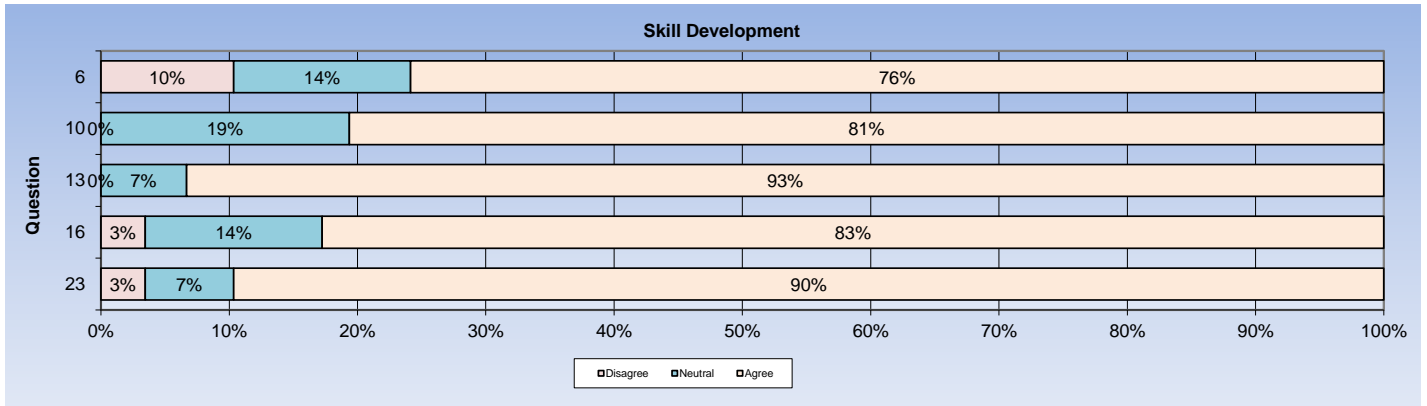
**Intellectual Climate**

	% AGREE					No. of
	Strongly Disagree	Disagree	Neutral	Agree	Strongly Agree	Students
	<b>54.3%</b>					
5. The school is providing opportunities for social contact with other postgraduate students	3%	14%	24%	14%	45%	29
9. I am becoming integrated into the school's community	13%	10%	27%	17%	33%	30
14. The school is providing opportunities for me to become involved in the broader research culture	13%	10%	26%	26%	26%	31
19. A good seminar program is being provided for postgraduate students	3%	10%	30%	30%	27%	30
20. The research context in my school is stimulating my work	6%	19%	19%	26%	29%	31



### Skill Development

	% AGREE	Strongly Disagree			Strongly Agree		No. of Students
	84.5%						
6. My research is developing my problem-solving skills		3%	7%	14%	41%	34%	29
10. I am learning to develop my ideas and present them in written work		0%	0%	19%	32%	48%	31
13. My research is sharpening my analytical skills		0%	0%	7%	43%	50%	30
16. Doing my research is helping me to develop my ability to plan my own work		0%	3%	14%	38%	45%	29
23. As my research progresses, I am feeling more confident about tackling unfamiliar problems		3%	0%	7%	48%	41%	29



### Overall Satisfaction

	% AGREE	Strongly Disagree			Strongly Agree		No. of Students
	67.7%						
26. Overall, I am satisfied with the quality of my higher degree research		3%	6%	23%	16%	52%	31

### Others

	Strongly Disagree			Strongly Agree		No. of Students
3. I have access to suitable working space	17%	13%	25%	13%	33%	24
8. I have good access to the technical support I need	4%	7%	36%	25%	29%	28
11. I am able to organise good access to necessary equipment	4%	0%	17%	46%	33%	24
24. I have appropriate financial support for my research project	37%	11%	22%	11%	19%	27
1. I am satisfied with the supervision I am receiving	3%	3%	0%	26%	68%	31
4. I am developing an understanding of the standard of work required for my research degree and the examination process	0%	0%	19%	32%	48%	31
18. I am being encouraged and supported to publish my research	10%	6%	13%	29%	42%	31
21. I am benefiting from having more than one supervisor	3%	0%	10%	17%	69%	29
25. I am developing transferable skills that will enable me to work in a broad range of contexts after I complete my degree	0%	21%	21%	38%	21%	29

**Administration**

- 1. I find it easy to check my enrolment status and invoices online
- 2. I'd know what to do if I had a problem with my student administration
- 3. RMIT effectively resolves any student administration issue I might have

	Strongly Disagree				Strongly Agree	No. of Students
	7%	3%	17%	23%	50%	30
	7%	13%	7%	23%	50%	30
	7%	7%	18%	39%	29%	28

**Learning Support**

**Library - I am satisfied with...**

- 1. The Library's e-resources collection
- 2. The Library's book collections
- 3. The quality of service provided by Library staff
- 4. The Library's facilities
- 5. Library opening hours

	Strongly Disagree				Strongly Agree	No. of Students
	0%	10%	13%	35%	42%	31
	0%	10%	23%	37%	30%	30
	4%	0%	0%	14%	82%	28
	0%	0%	7%	29%	64%	28
	0%	4%	8%	23%	65%	26

**Computing Facilities - I am satisfied with...**

- 1. Access to computer facilities at RMIT
- 2. Access to the specialist software that I require
- 3. The availability of computer printing facilities
- 4. The standard of service from computing support staff

	Strongly Disagree				Strongly Agree	No. of Students
	5%	14%	9%	41%	32%	22
	5%	11%	26%	32%	26%	19
	0%	13%	8%	33%	46%	24
	0%	0%	23%	32%	45%	22

**Learning Support Services - I am satisfied with...**

- 1. Study and Learning Centre services
- 2. Language support
- 3. RMIT's academic and professional development workshops
- 4. Statistical Consultancy

	Strongly Disagree				Strongly Agree	No. of Students
	0%	8%	15%	54%	23%	13
	17%	0%	17%	50%	17%	6
	5%	10%	30%	30%	25%	20
	17%	17%	33%	33%	0%	6

**Online Services**

- 1. I am satisfied with the Internet access provided by RMIT
- 2. I find the online environment useful to collaborate with other staff or students about my research

	Strongly Disagree				Strongly Agree	No. of Students
	0%	0%	24%	21%	55%	29
	17%	13%	30%	10%	30%	30

**Communication**

**I have enough...**

- 1. Opportunities to discuss my academic work with my supervisor(s)
- 2. Opportunities to work with other research students
- 3. Contact with students in other disciplines

	Strongly Disagree				Strongly Agree	No. of Students
	3%	3%	10%	30%	53%	30
	10%	17%	34%	21%	17%	29
	24%	14%	34%	17%	10%	29

## Information Access

	Strongly Disagree				Strongly Agree	No. of Students
1. I know how and where to access information regarding management of and support for my candidature	0%	10%	13%	52%	26%	31
2. I know who the key HDR academic and administrative contacts are in my school	0%	0%	10%	29%	61%	31
3. The RMIT website is easy to navigate to find information I need	40%	20%	20%	20%	0%	30

## Campus Life and Environment

	Strongly Disagree				Strongly Agree	No. of Students
1. The RMIT campus is a good place to spend time	0%	11%	30%	26%	33%	27
2. RMIT is friendly to people from all backgrounds	0%	8%	19%	31%	42%	26
3. I feel personally safe on campus	0%	0%	7%	33%	59%	27
4. I am treated fairly at RMIT	0%	3%	17%	41%	38%	29
5. I can balance my research with my work and home commitments	10%	14%	24%	31%	21%	29

## Building and Facilities

	Strongly Disagree				Strongly Agree	No. of Students
<b>The following areas are well maintained...</b>						
1. Classrooms	0%	10%	29%	29%	33%	21
2. Lecture theatres	0%	0%	35%	35%	30%	20
3. Laboratories	0%	11%	11%	33%	44%	9
4. General access computer labs	0%	8%	8%	54%	31%	13
5. Lounge spaces	4%	8%	25%	25%	38%	24
6. Toilets	18%	11%	25%	29%	18%	28
7. Lifts	0%	4%	15%	58%	23%	26

## Services and Programs for Students

### *I am satisfied with the service or program...*

	Strongly Disagree				Strongly Agree	No. of Students
1. School of Graduate Research	0%	4%	36%	36%	24%	25
2. RMIT Connect	5%	0%	32%	32%	32%	19
3. Health promotion	22%	22%	33%	22%	0%	9
4. Scholarship and financial advice	5%	25%	15%	40%	15%	20
5. Career planning and advice	20%	27%	20%	20%	13%	15
6. Housing advice and assistance	33%	17%	17%	17%	17%	6
7. International student advisory services	29%	0%	29%	29%	14%	7
8. Legal Advice	20%	0%	20%	40%	20%	5
9. Counselling services	10%	0%	10%	40%	40%	10
10. Disability support	0%	0%	0%	40%	60%	5
11. Student leadership programs	14%	14%	29%	14%	29%	7
12. Religious/spiritual services	20%	0%	0%	40%	40%	5

### *This service is important to me...*

	Yes	No	No. of Students
1. School of Graduate Research	88%	12%	25
2. RMIT Connect	69%	31%	26
3. Health promotion	52%	48%	25
4. Scholarship and financial advice	93%	7%	27
5. Career planning and advice	68%	32%	25
6. Housing advice and assistance	31%	69%	26
7. International student advisory services	50%	50%	26
8. Legal Advice	42%	58%	26
9. Counselling services	59%	41%	27
10. Disability support	31%	69%	26
11. Student leadership programs	26%	74%	27
12. Religious/spiritual services	27%	73%	26

## RMIT Link

### *I am satisfied with the service or program...*

	Strongly Disagree				Strongly Agree	No. of Students
1. Sport programs, sport clubs and recreation activities	17%	8%	33%	25%	17%	12
2. Visual arts, performing arts and gallery activities	5%	5%	10%	40%	40%	20

### *This service is important to me...*

	Yes	No	No. of Students
1. Sport programs, sport clubs and recreation activities	31%	69%	26
2. Visual arts, performing arts and gallery activities	81%	19%	26

## Student Union

### *I am satisfied with the service or program...*

	Strongly Disagree				Strongly Agree	No. of Students
1. Representation of student interests to the University	6%	19%	25%	31%	19%	16
2. Campaigns, information and resources to improve conditions for students	6%	13%	38%	25%	19%	16
3. Advice and support if I had a problem with the University	23%	8%	23%	23%	23%	13
4. Social activities, bands and competitions	0%	20%	30%	20%	30%	10
5. Clubs and collectives	0%	17%	17%	33%	33%	12
6. Student media, such as Catalyst and RMITV	0%	18%	18%	9%	55%	11

### *This service is important to me...*

	Yes	No	No. of Students
1. Representation of student interests to the University	73%	27%	26
2. Campaigns, information and resources to improve conditions for students	73%	27%	26
3. Advice and support if I had a problem with the University	85%	15%	26
4. Social activities, bands and competitions	46%	54%	26
5. Clubs and collectives	42%	58%	26
6. Student media, such as Catalyst and RMITV	54%	46%	26

## Outcomes

	Strongly Disagree				Strongly Agree	No. of Students
1. As an RMIT graduate I will be highly employable	7%	27%	33%	17%	17%	30
2. My research training experience at RMIT will improve my career prospects	7%	20%	20%	27%	27%	30
3. RMIT generally responds well to student feedback	4%	24%	36%	20%	16%	25
4. I would recommend higher degree research programs at RMIT to others	3%	17%	17%	23%	40%	30

### Notes

The scale % AGREE is calculated by adding up all the items scored Agree/Strongly Agree across all respondents. This is divided by the total number of items answered across all respondents. Blanks or N/A's are excluded. Percentages represent the %age of the total valid responses per question, with the exception of the demographics section which represent the %age of total responses. Charts are rescaled on valid responses to total 100%. Values may round to 101 %. Valid responses exclude N/A and blank responses.