

STUDENT EXPERIENCE SURVEY - HDR

2018

350H - Fashion & Textiles
DSC

Survey Population: 42
Respondents: 12
Response Rate: 28.6%

Demographics (% of total sample size)

Commencement Year

Pre 2013	0
2013	1
2014	1
2015	3
2016	2
2017	4
2018	1

Age

<20	0%
21-24	0%
25-34	42%
35-44	50%
45+	8%

Gender

Male	0%
Female	0%

Citizenship

Australian	58%
International onshore	8%
International offshore	0%

Program Type

Master by research	0%
Doctorate by research	75%

Attendance Type

Full time	75%
Part time	25%

Location

On-campus	67%
Off-campus	33%

Milestones

Confirmation of candidature	50%
Completion seminar	33%

LOTE

Yes	58%
No	42%

Rural Relocatee

Yes	0%
No	100%

Main Funds Source

Employment	33%
Cadetship	0%
Family	17%
AusAid/IDP	0%
Home Government	0%
Scholarship	50%
Loan	0%
Savings	0%
Other	0%

Employment

Part time (1-14 hrs)	33%
Part time (15-20 hrs)	0%
Part time (21-34 hrs)	17%
Full time (35+ hrs)	8%
Not at all	42%

Research Degree Included


Working for industry	
Yes	25%
No	58%
Working with industry	
Yes	17%
No	67%
Industry internship	
Yes	17%
No	58%

Snapshot Scales 2018

Supervision	74.3%
Intellectual Climate	65.0%
Skill Development	89.8%
Overall Satisfaction	66.7%

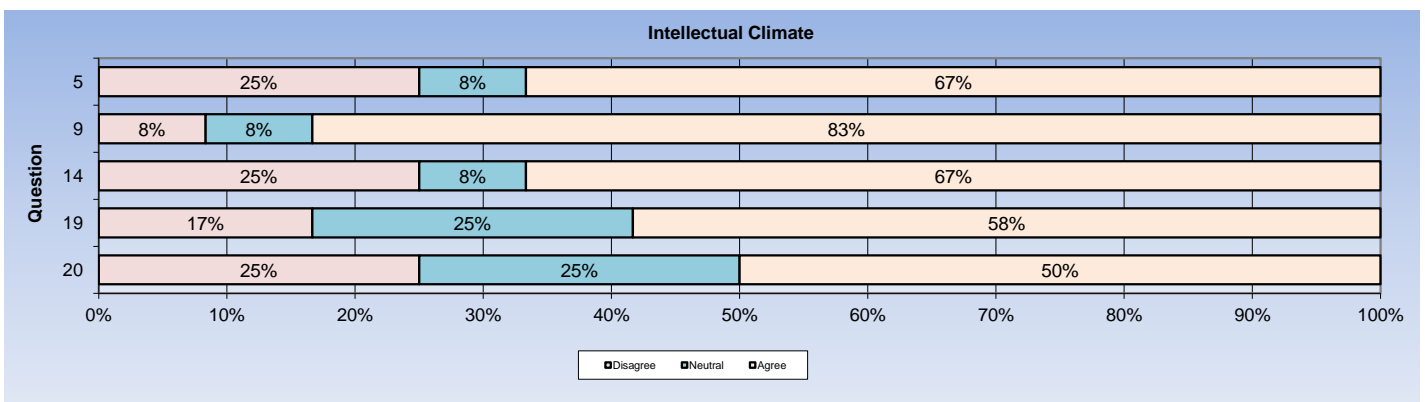
Supervision

	% AGREE	Strongly Disagree			Strongly Agree		No. of Students
	74.3%						
2. Supervision is available when I need it		9%	9%	0%	18%	64%	11
7. My supervisor(s) are making a real effort to understand difficulties that I face		17%	0%	8%	33%	42%	12
12. My supervisor(s) provide me with additional information relevant to my topic		27%	0%	9%	27%	36%	11
15. I have been given good guidance in topic selection and refinement		8%	8%	8%	17%	58%	12
17. My supervisor(s) are providing helpful feedback on my progress		17%	0%	8%	33%	42%	12
22. I received good guidance in my literature search		8%	8%	8%	50%	25%	12



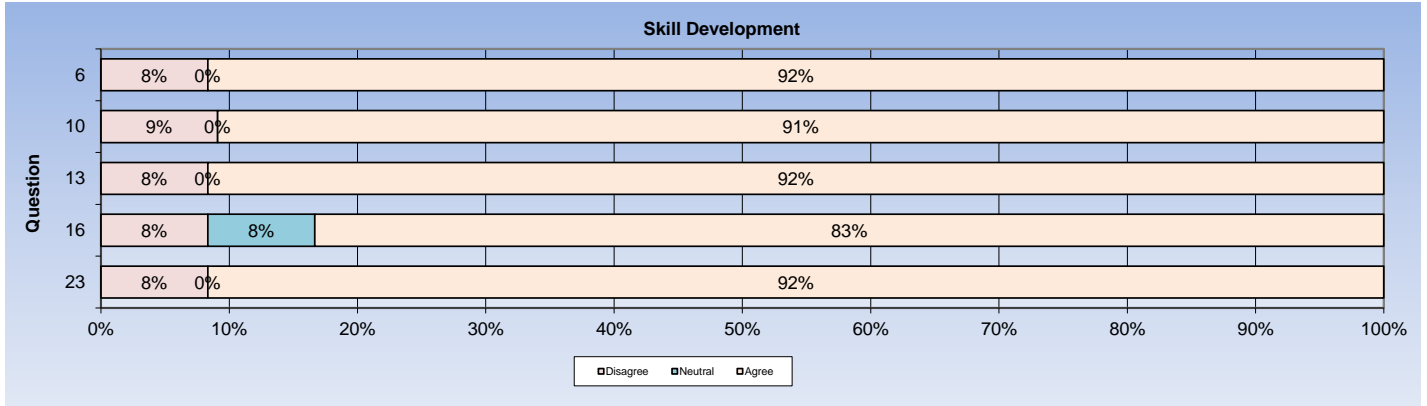
Intellectual Climate

	% AGREE	Strongly Disagree			Strongly Agree		No. of Students
	65.0%						
5. The school is providing opportunities for social contact with other postgraduate students		17%	8%	8%	25%	42%	12
9. I am becoming integrated into the school's community		8%	0%	8%	58%	25%	12
14. The school is providing opportunities for me to become involved in the broader research culture		17%	8%	8%	50%	17%	12
19. A good seminar program is being provided for postgraduate students		8%	8%	25%	42%	17%	12
20. The research context in my school is stimulating my work		17%	8%	25%	17%	33%	12



Skill Development

	% AGREE	Strongly Disagree			Strongly Agree		No. of Students
	89.8%						
6. My research is developing my problem-solving skills		8%	0%	0%	17%	75%	12
10. I am learning to develop my ideas and present them in written work		9%	0%	0%	18%	73%	11
13. My research is sharpening my analytical skills		8%	0%	0%	33%	58%	12
16. Doing my research is helping me to develop my ability to plan my own work		8%	0%	8%	25%	58%	12
23. As my research progresses, I am feeling more confident about tackling unfamiliar problems		8%	0%	0%	33%	58%	12



Overall Satisfaction

	% AGREE	Strongly Disagree			Strongly Agree		No. of Students
	66.7%						
26. Overall, I am satisfied with the quality of my higher degree research		8%	8%	17%	33%	33%	12

Others

	Strongly Disagree			Strongly Agree		No. of Students
3. I have access to suitable working space	8%	17%	17%	17%	42%	12
8. I have good access to the technical support I need	8%	0%	8%	42%	42%	12
11. I am able to organise good access to necessary equipment	17%	8%	8%	25%	42%	12
24. I have appropriate financial support for my research project	25%	0%	25%	17%	33%	12
1. I am satisfied with the supervision I am receiving	17%	8%	0%	25%	50%	12
4. I am developing an understanding of the standard of work required for my research degree and the examination process	8%	0%	8%	17%	67%	12
18. I am being encouraged and supported to publish my research	9%	0%	9%	36%	45%	11
21. I am benefiting from having more than one supervisor	17%	8%	0%	17%	58%	12
25. I am developing transferable skills that will enable me to work in a broad range of contexts after I complete my degree	8%	0%	17%	33%	42%	12

Administration

1. I find it easy to check my enrolment status and invoices online
2. I'd know what to do if I had a problem with my student administration
3. RMIT effectively resolves any student administration issue I might have

	Strongly Disagree				Strongly Agree		No. of Students
	8%	0%	0%	8%	83%	12	
	8%	8%	8%	42%	33%	12	
	0%	8%	25%	42%	25%	12	

Learning Support**Library - I am satisfied with...**

1. The Library's e-resources collection
2. The Library's book collections
3. The quality of service provided by Library staff
4. The Library's facilities
5. Library opening hours

	Strongly Disagree				Strongly Agree		No. of Students
	0%	0%	0%	25%	75%	12	
	0%	0%	0%	25%	75%	12	
	0%	0%	0%	8%	92%	12	
	0%	0%	0%	17%	83%	12	
	0%	17%	0%	17%	67%	12	

Computing Facilities - I am satisfied with...

1. Access to computer facilities at RMIT
2. Access to the specialist software that I require
3. The availability of computer printing facilities
4. The standard of service from computing support staff

	Strongly Disagree				Strongly Agree		No. of Students
	0%	0%	9%	36%	55%	11	
	11%	0%	0%	33%	56%	9	
	0%	0%	0%	36%	64%	11	
	0%	0%	9%	36%	55%	11	

Learning Support Services - I am satisfied with...

1. Study and Learning Centre services
2. Language support
3. RMIT's academic and professional development workshops
4. Statistical Consultancy

	Strongly Disagree				Strongly Agree		No. of Students
	0%	0%	14%	14%	71%	7	
	0%	0%	17%	33%	50%	6	
	0%	0%	0%	67%	33%	6	
	33%	0%	0%	33%	33%	6	

Online Services

1. I am satisfied with the Internet access provided by RMIT
2. I find the online environment useful to collaborate with other staff or students about my research

	Strongly Disagree				Strongly Agree		No. of Students
	0%	0%	0%	8%	92%	12	
	9%	0%	27%	9%	55%	11	

Communication**I have enough...**

1. Opportunities to discuss my academic work with my supervisor(s)
2. Opportunities to work with other research students
3. Contact with students in other disciplines

	Strongly Disagree				Strongly Agree		No. of Students
	8%	0%	17%	25%	50%	12	
	8%	17%	17%	50%	8%	12	
	33%	8%	25%	17%	17%	12	

Information Access

	Strongly Disagree				Strongly Agree	No. of Students
1. I know how and where to access information regarding management of and support for my candidature	0%	0%	17%	25%	58%	12
2. I know who the key HDR academic and administrative contacts are in my school	0%	0%	0%	18%	82%	11
3. The RMIT website is easy to navigate to find information I need	18%	9%	9%	18%	45%	11

Campus Life and Environment

	Strongly Disagree				Strongly Agree	No. of Students
1. The RMIT campus is a good place to spend time	0%	0%	0%	36%	64%	11
2. RMIT is friendly to people from all backgrounds	0%	9%	9%	36%	45%	11
3. I feel personally safe on campus	0%	0%	0%	9%	91%	11
4. I am treated fairly at RMIT	0%	0%	8%	25%	67%	12
5. I can balance my research with my work and home commitments	8%	8%	17%	42%	25%	12

Building and Facilities

	Strongly Disagree				Strongly Agree	No. of Students
The following areas are well maintained...						
1. Classrooms	0%	0%	0%	55%	45%	11
2. Lecture theatres	0%	0%	0%	40%	60%	10
3. Laboratories	13%	0%	13%	38%	38%	8
4. General access computer labs	0%	0%	0%	63%	38%	8
5. Lounge spaces	0%	0%	0%	67%	33%	9
6. Toilets	9%	0%	18%	36%	36%	11
7. Lifts	0%	0%	10%	60%	30%	10

Services and Programs for Students

I am satisfied with the service or program...

	Strongly Disagree				Strongly Agree	No. of Students
1. School of Graduate Research	0%	25%	25%	13%	38%	8
2. RMIT Connect	0%	0%	13%	25%	63%	8
3. Health promotion	0%	0%	29%	57%	14%	7
4. Scholarship and financial advice	13%	13%	13%	13%	50%	8
5. Career planning and advice	0%	0%	0%	67%	33%	3
6. Housing advice and assistance	0%	0%	0%	0%	100%	1
7. International student advisory services	0%	0%	0%	0%	100%	1
8. Legal Advice	0%	0%	0%	0%	100%	1
9. Counselling services	33%	0%	0%	0%	67%	3
10. Disability support	0%	0%	0%	0%	100%	1
11. Student leadership programs	0%	0%	0%	67%	33%	3
12. Religious/spiritual services	50%	0%	0%	50%	0%	2

This service is important to me...

	Yes	No	No. of Students
1. School of Graduate Research	90%	10%	10
2. RMIT Connect	78%	22%	9
3. Health promotion	67%	33%	9
4. Scholarship and financial advice	89%	11%	9
5. Career planning and advice	78%	22%	9
6. Housing advice and assistance	44%	56%	9
7. International student advisory services	44%	56%	9
8. Legal Advice	50%	50%	8
9. Counselling services	63%	38%	8
10. Disability support	50%	50%	8
11. Student leadership programs	50%	50%	8
12. Religious/spiritual services	13%	88%	8

RMIT Link

I am satisfied with the service or program...

	Strongly Disagree				Strongly Agree	No. of Students
1. Sport programs, sport clubs and recreation activities	0%	0%	0%	100%	0%	1
2. Visual arts, performing arts and gallery activities	0%	0%	0%	50%	50%	2

This service is important to me...

	Yes	No	No. of Students
1. Sport programs, sport clubs and recreation activities	75%	25%	8
2. Visual arts, performing arts and gallery activities	63%	38%	8

Student Union

I am satisfied with the service or program...

	Strongly Disagree				Strongly Agree	No. of Students
1. Representation of student interests to the University	0%	0%	25%	25%	50%	4
2. Campaigns, information and resources to improve conditions for students	0%	17%	17%	50%	17%	6
3. Advice and support if I had a problem with the University	0%	0%	0%	50%	50%	4
4. Social activities, bands and competitions	0%	0%	0%	33%	67%	3
5. Clubs and collectives	0%	0%	0%	67%	33%	3
6. Student media, such as Catalyst and RMITV	0%	0%	0%	50%	50%	2

This service is important to me...

	Yes	No	No. of Students
1. Representation of student interests to the University	57%	43%	7
2. Campaigns, information and resources to improve conditions for students	63%	38%	8
3. Advice and support if I had a problem with the University	75%	25%	8
4. Social activities, bands and competitions	75%	25%	8
5. Clubs and collectives	63%	38%	8
6. Student media, such as Catalyst and RMITV	50%	50%	8

Outcomes

	Strongly Disagree				Strongly Agree	No. of Students
1. As an RMIT graduate I will be highly employable	17%	0%	8%	50%	25%	12
2. My research training experience at RMIT will improve my career prospects	17%	0%	8%	50%	25%	12
3. RMIT generally responds well to student feedback	17%	0%	17%	33%	33%	12
4. I would recommend higher degree research programs at RMIT to others	17%	8%	0%	17%	58%	12

Notes

The scale % AGREE is calculated by adding up all the items scored Agree/Strongly Agree across all respondents. This is divided by the total number of items answered across all respondents. Blanks or N/A's are excluded. Percentages represent the %age of the total valid responses per question, with the exception of the demographics section which represent the %age of total responses. Charts are rescaled on valid responses to total 100%. Values may round to 101 %. Valid responses exclude N/A and blank responses.