

STUDENT EXPERIENCE SURVEY - HDR

2018

615H - Accounting
BUS

Survey Population: 34
Respondents: 10
Response Rate: 29.4%

Demographics (% of total sample size)

Commencement Year

Pre 2013	0
2013	1
2014	1
2015	1
2016	4
2017	2
2018	1

Age

<20	0%
21-24	0%
25-34	30%
35-44	50%
45+	20%

Gender

Male	0%
Female	0%

Citizenship

Australian	50%
International onshore	10%
International offshore	0%

Program Type

Master by research	0%
Doctorate by research	90%

Attendance Type

Full time	70%
Part time	30%

Location

On-campus	80%
Off-campus	20%

Milestones

Confirmation of candidature	70%
Completion seminar	20%

LOTE

Yes	80%
No	20%

Rural Relocatee

Yes	0%
No	100%

Main Funds Source

Employment	30%
Cadetship	0%
Family	10%
AusAid/IDP	0%
Home Government	10%
Scholarship	50%
Loan	0%
Savings	0%
Other	0%

Employment

Part time (1-14 hrs)	40%
Part time (15-20 hrs)	0%
Part time (21-34 hrs)	20%
Full time (35+ hrs)	20%
Not at all	20%

Research Degree Included

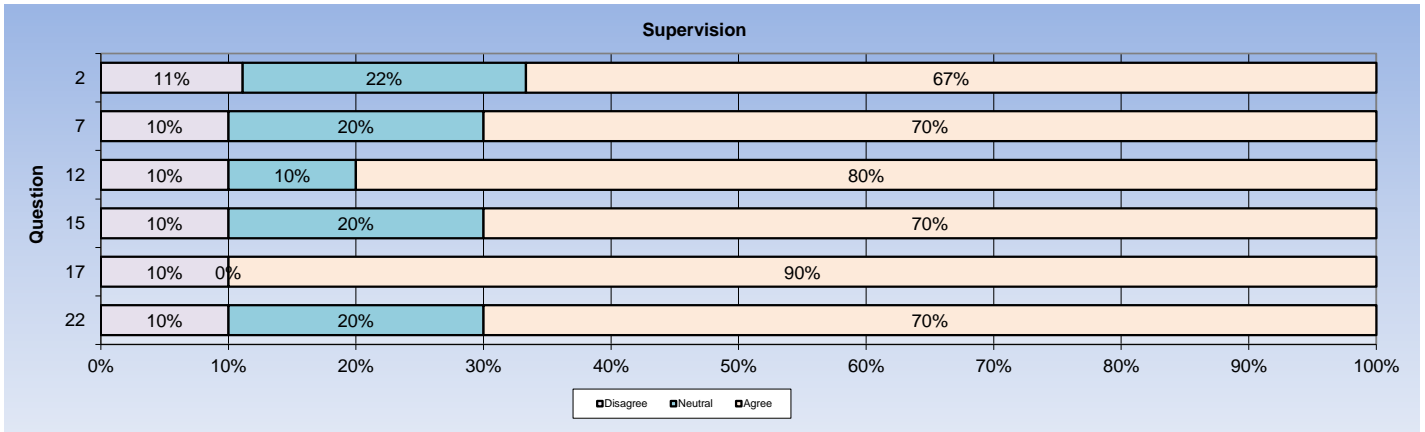
Working for industry	
Yes	10%
No	90%
Working with industry	
Yes	20%
No	80%
Industry internship	
Yes	20%
No	80%

Snapshot Scales 2018

Supervision	74.6%
Intellectual Climate	60.9%
Skill Development	80.0%
Overall Satisfaction	70.0%

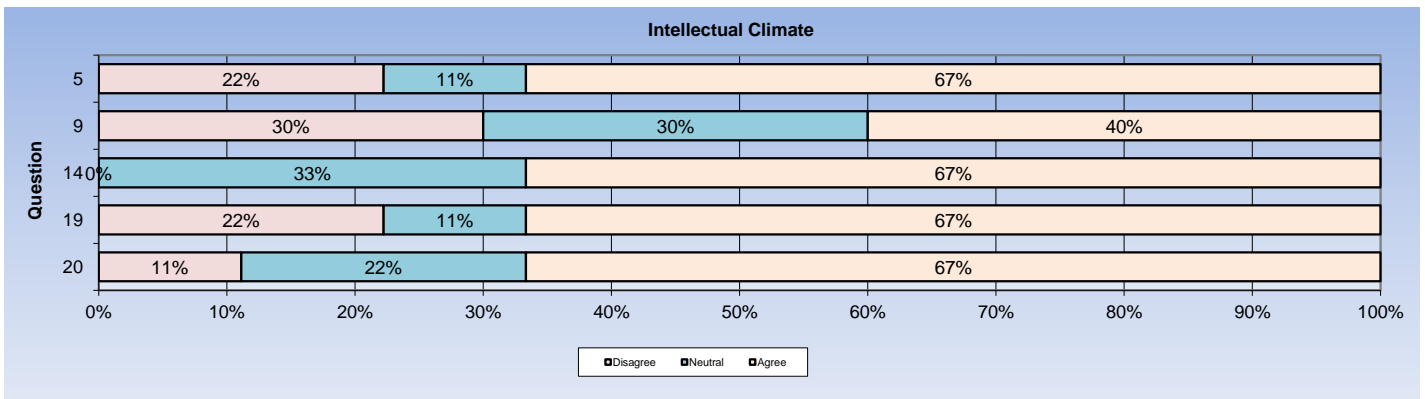
Supervision

	% AGREE					No. of
	Strongly Disagree	Disagree	Neutral	Agree	Strongly Agree	Students
	74.6%					
2. Supervision is available when I need it	0%	11%	22%	0%	67%	9
7. My supervisor(s) are making a real effort to understand difficulties that I face	0%	10%	20%	20%	50%	10
12. My supervisor(s) provide me with additional information relevant to my topic	0%	10%	10%	20%	60%	10
15. I have been given good guidance in topic selection and refinement	10%	0%	20%	30%	40%	10
17. My supervisor(s) are providing helpful feedback on my progress	0%	10%	0%	30%	60%	10
22. I received good guidance in my literature search	10%	0%	20%	40%	30%	10




Intellectual Climate

	% AGREE					No. of
	Strongly Disagree	Disagree	Neutral	Agree	Strongly Agree	Students
	60.9%					
5. The school is providing opportunities for social contact with other postgraduate students	0%	22%	11%	44%	22%	9
9. I am becoming integrated into the school's community	20%	10%	30%	30%	10%	10
14. The school is providing opportunities for me to become involved in the broader research culture	0%	0%	33%	33%	33%	9
19. A good seminar program is being provided for postgraduate students	0%	22%	11%	22%	44%	9
20. The research context in my school is stimulating my work	11%	0%	22%	33%	33%	9



Skill Development

	% AGREE						No. of
	80.0%	Strongly Disagree		Strongly Agree		Students	
6. My research is developing my problem-solving skills		0%	0%	20%	60%	20%	10
10. I am learning to develop my ideas and present them in written work		0%	10%	10%	40%	40%	10
13. My research is sharpening my analytical skills		0%	10%	10%	40%	40%	10
16. Doing my research is helping me to develop my ability to plan my own work		10%	0%	0%	50%	40%	10
23. As my research progresses, I am feeling more confident about tackling unfamiliar problems		0%	10%	20%	30%	40%	10



Overall Satisfaction

	% AGREE						No. of
	70.0%	Strongly Disagree		Strongly Agree		Students	
26. Overall, I am satisfied with the quality of my higher degree research		0%	0%	30%	40%	30%	10

Others

						No. of
	Strongly Disagree		Strongly Agree		Students	
3. I have access to suitable working space	11%	11%	22%	11%	44%	9
8. I have good access to the technical support I need	11%	11%	22%	56%	0%	9
11. I am able to organise good access to necessary equipment	0%	0%	33%	56%	11%	9
24. I have appropriate financial support for my research project	0%	20%	0%	50%	30%	10
1. I am satisfied with the supervision I am receiving	0%	10%	10%	20%	60%	10
4. I am developing an understanding of the standard of work required for my research degree and the examination process	0%	0%	10%	60%	30%	10
18. I am being encouraged and supported to publish my research	10%	0%	10%	40%	40%	10
21. I am benefiting from having more than one supervisor	0%	0%	10%	20%	70%	10
25. I am developing transferable skills that will enable me to work in a broad range of contexts after I complete my degree	0%	0%	30%	20%	50%	10

Administration

1. I find it easy to check my enrolment status and invoices online
2. I'd know what to do if I had a problem with my student administration
3. RMIT effectively resolves any student administration issue I might have

	Strongly Disagree				Strongly Agree	No. of Students
	0%	20%	0%	30%	50%	10
	10%	0%	20%	40%	30%	10
	0%	10%	10%	40%	40%	10

Learning Support

Library - I am satisfied with...

1. The Library's e-resources collection
2. The Library's book collections
3. The quality of service provided by Library staff
4. The Library's facilities
5. Library opening hours

	Strongly Disagree				Strongly Agree	No. of Students
	0%	0%	22%	33%	44%	9
	0%	0%	13%	63%	25%	8
	0%	0%	11%	44%	44%	9
	0%	0%	11%	56%	33%	9
	0%	0%	38%	38%	25%	8

Computing Facilities - I am satisfied with...

1. Access to computer facilities at RMIT
2. Access to the specialist software that I require
3. The availability of computer printing facilities
4. The standard of service from computing support staff

	Strongly Disagree				Strongly Agree	No. of Students
	11%	0%	11%	33%	44%	9
	0%	0%	11%	67%	22%	9
	0%	14%	0%	14%	71%	7
	0%	0%	0%	57%	43%	7

Learning Support Services - I am satisfied with...

1. Study and Learning Centre services
2. Language support
3. RMIT's academic and professional development workshops
4. Statistical Consultancy

	Strongly Disagree				Strongly Agree	No. of Students
	0%	0%	40%	0%	60%	5
	0%	0%	0%	75%	25%	4
	0%	17%	17%	50%	17%	6
	0%	25%	50%	0%	25%	4

Online Services

1. I am satisfied with the Internet access provided by RMIT
2. I find the online environment useful to collaborate with other staff or students about my research

	Strongly Disagree				Strongly Agree	No. of Students
	0%	0%	0%	44%	56%	9
	10%	20%	20%	30%	20%	10

Communication

I have enough...

1. Opportunities to discuss my academic work with my supervisor(s)
2. Opportunities to work with other research students
3. Contact with students in other disciplines

	Strongly Disagree				Strongly Agree	No. of Students
	0%	10%	0%	40%	50%	10
	20%	20%	20%	20%	20%	10
	30%	40%	10%	10%	10%	10

Information Access

	Strongly Disagree				Strongly Agree	No. of Students
1. I know how and where to access information regarding management of and support for my candidature	10%	10%	20%	30%	30%	10
2. I know who the key HDR academic and administrative contacts are in my school	0%	10%	10%	50%	30%	10
3. The RMIT website is easy to navigate to find information I need	20%	10%	30%	30%	10%	10

Campus Life and Environment

	Strongly Disagree				Strongly Agree	No. of Students
1. The RMIT campus is a good place to spend time	0%	25%	0%	38%	38%	8
2. RMIT is friendly to people from all backgrounds	0%	11%	33%	11%	44%	9
3. I feel personally safe on campus	0%	0%	22%	11%	67%	9
4. I am treated fairly at RMIT	0%	13%	13%	38%	38%	8
5. I can balance my research with my work and home commitments	0%	33%	0%	56%	11%	9

Building and Facilities

	Strongly Disagree				Strongly Agree	No. of Students
The following areas are well maintained...						
1. Classrooms	0%	0%	14%	43%	43%	7
2. Lecture theatres	0%	0%	29%	29%	43%	7
3. Laboratories	0%	0%	0%	33%	67%	3
4. General access computer labs	0%	0%	0%	50%	50%	4
5. Lounge spaces	0%	13%	13%	38%	38%	8
6. Toilets	0%	0%	11%	44%	44%	9
7. Lifts	0%	0%	0%	56%	44%	9

Services and Programs for Students

I am satisfied with the service or program...

	Strongly Disagree				Strongly Agree	No. of Students
1. School of Graduate Research	0%	17%	17%	33%	33%	6
2. RMIT Connect	0%	0%	13%	75%	13%	8
3. Health promotion	0%	0%	33%	67%	0%	3
4. Scholarship and financial advice	0%	0%	29%	57%	14%	7
5. Career planning and advice	0%	0%	50%	50%	0%	4
6. Housing advice and assistance	0%	0%	100%	0%	0%	1
7. International student advisory services	0%	0%	50%	50%	0%	2
8. Legal Advice	0%	0%	100%	0%	0%	1
9. Counselling services	0%	0%	0%	100%	0%	1
10. Disability support	0%	0%	0%	100%	0%	1
11. Student leadership programs	0%	0%	50%	50%	0%	2
12. Religious/spiritual services	0%	0%	0%	100%	0%	1

This service is important to me...

	Yes	No	No. of Students
1. School of Graduate Research	86%	14%	7
2. RMIT Connect	86%	14%	7
3. Health promotion	40%	60%	5
4. Scholarship and financial advice	57%	43%	7
5. Career planning and advice	50%	50%	6
6. Housing advice and assistance	0%	100%	6
7. International student advisory services	33%	67%	6
8. Legal Advice	17%	83%	6
9. Counselling services	50%	50%	6
10. Disability support	17%	83%	6
11. Student leadership programs	50%	50%	6
12. Religious/spiritual services	17%	83%	6

RMIT Link

I am satisfied with the service or program...

	Strongly Disagree				Strongly Agree	No. of Students
1. Sport programs, sport clubs and recreation activities	0%	0%	0%	50%	50%	2
2. Visual arts, performing arts and gallery activities	0%	0%	0%	100%	0%	1

This service is important to me...

	Yes	No	No. of Students
1. Sport programs, sport clubs and recreation activities	33%	67%	6
2. Visual arts, performing arts and gallery activities	17%	83%	6

Student Union

I am satisfied with the service or program...

	Strongly Disagree			Strongly Agree	No. of Students	
1. Representation of student interests to the University	0%	0%	0%	100%	0%	3
2. Campaigns, information and resources to improve conditions for students	0%	0%	0%	80%	20%	5
3. Advice and support if I had a problem with the University	0%	0%	33%	50%	17%	6
4. Social activities, bands and competitions	0%	0%	0%	100%	0%	3
5. Clubs and collectives	0%	0%	33%	67%	0%	3
6. Student media, such as Catalyst and RMITV	0%	0%	50%	50%	0%	2

This service is important to me...

	Yes	No	No. of Students
1. Representation of student interests to the University	57%	43%	7
2. Campaigns, information and resources to improve conditions for students	71%	29%	7
3. Advice and support if I had a problem with the University	86%	14%	7
4. Social activities, bands and competitions	57%	43%	7
5. Clubs and collectives	57%	43%	7
6. Student media, such as Catalyst and RMITV	14%	86%	7

Outcomes

	Strongly Disagree			Strongly Agree	No. of Students	
1. As an RMIT graduate I will be highly employable	0%	0%	30%	30%	40%	10
2. My research training experience at RMIT will improve my career prospects	0%	0%	20%	50%	30%	10
3. RMIT generally responds well to student feedback	11%	11%	22%	44%	11%	9
4. I would recommend higher degree research programs at RMIT to others	0%	11%	33%	33%	22%	9

Notes

The scale % AGREE is calculated by adding up all the items scored Agree/Strongly Agree across all respondents. This is divided by the total number of items answered across all respondents. Blanks or N/A's are excluded. Percentages represent the %age of the total valid responses per question, with the exception of the demographics section which represent the %age of total responses. Charts are rescaled on valid responses to total 100%. Values may round to 101 %. Valid responses exclude N/A and blank responses.