

STUDENT EXPERIENCE SURVEY - HDR

2018

620H - Business IT & Logistics
BUS

Survey Population: 85
Respondents: 29
Response Rate: 34.1%

Demographics (% of total sample size)

Commencement Year

Pre 2013	0
2013	1
2014	4
2015	7
2016	8
2017	5
2018	4

Age

<20	0%
21-24	3%
25-34	45%
35-44	21%
45+	31%

Gender

Male	0%
Female	0%

Citizenship

Australian	34%
International onshore	0%
International offshore	7%

Program Type

Master by research	0%
Doctorate by research	100%

Attendance Type

Full time	86%
Part time	14%

Location

On-campus	83%
Off-campus	17%

Milestones

Confirmation of candidature	34%
Completion seminar	41%

LOTE

Yes	79%
No	21%

Rural Relocatee

Yes	7%
No	93%

Main Funds Source

Employment	7%
Cadetship	0%
Family	7%
AusAid/IDP	0%
Home Government	24%
Scholarship	52%
Loan	0%
Savings	7%
Other	3%

Employment

Part time (1-14 hrs)	21%
Part time (15-20 hrs)	0%
Part time (21-34 hrs)	0%
Full time (35+ hrs)	17%
Not at all	62%

Research Degree Included

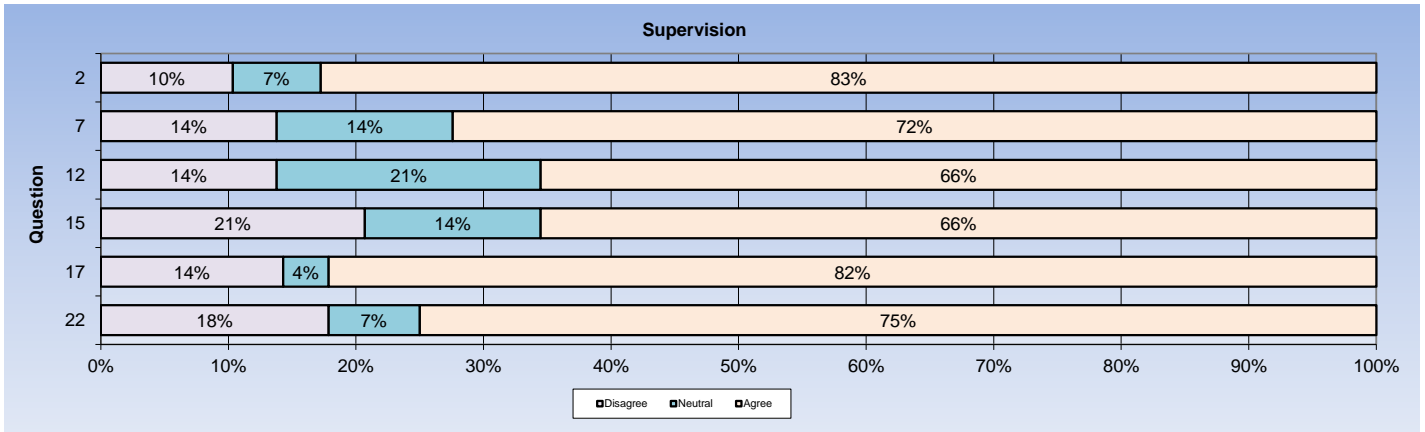
Working for industry	
Yes	0%
No	62%
Working with industry	
Yes	7%
No	55%
Industry internship	
Yes	7%
No	55%

Snapshot Scales 2018

Supervision	73.8%
Intellectual Climate	62.7%
Skill Development	80.4%
Overall Satisfaction	69.0%

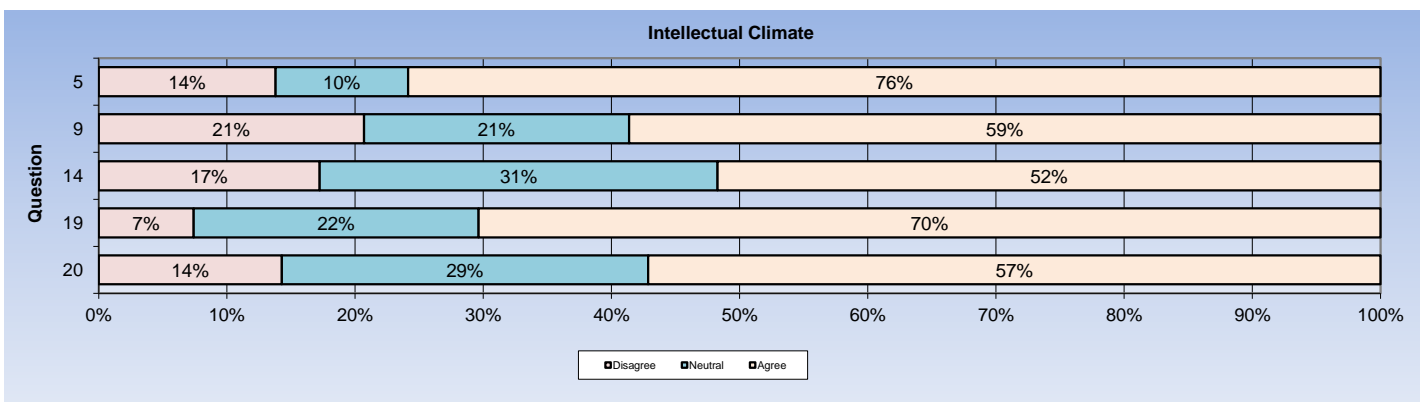
Supervision

	% AGREE					No. of
	Strongly Disagree	Disagree	Neutral	Agree	Strongly Agree	Students
	73.8%					
2. Supervision is available when I need it	3%	7%	7%	14%	69%	29
7. My supervisor(s) are making a real effort to understand difficulties that I face	7%	7%	14%	10%	62%	29
12. My supervisor(s) provide me with additional information relevant to my topic	7%	7%	21%	10%	55%	29
15. I have been given good guidance in topic selection and refinement	14%	7%	14%	31%	34%	29
17. My supervisor(s) are providing helpful feedback on my progress	11%	4%	4%	18%	64%	28
22. I received good guidance in my literature search	11%	7%	7%	43%	32%	28



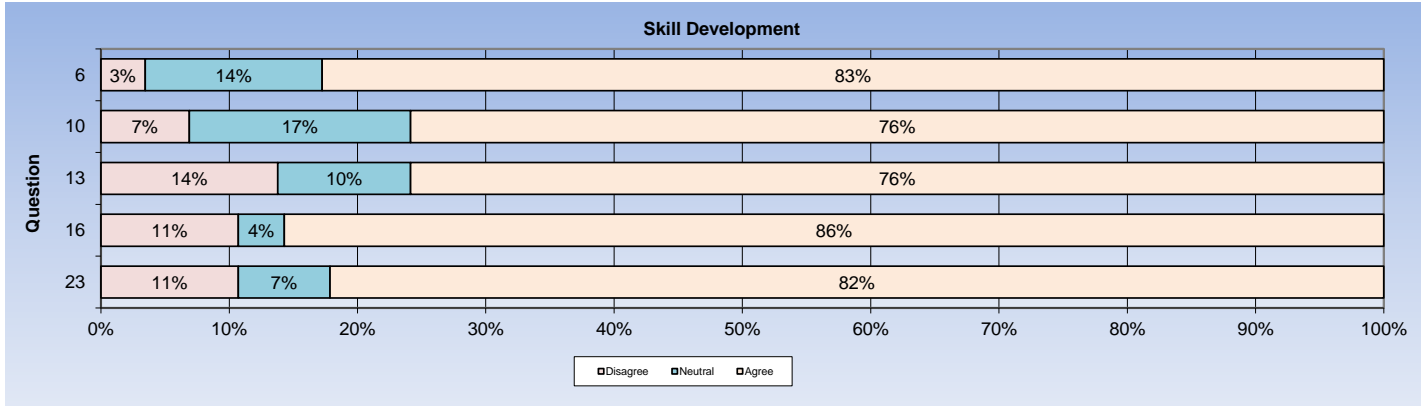
Intellectual Climate

	% AGREE					No. of
	Strongly Disagree	Disagree	Neutral	Agree	Strongly Agree	Students
	62.7%					
5. The school is providing opportunities for social contact with other postgraduate students	3%	10%	10%	41%	34%	29
9. I am becoming integrated into the school's community	7%	14%	21%	31%	28%	29
14. The school is providing opportunities for me to become involved in the broader research culture	3%	14%	31%	31%	21%	29
19. A good seminar program is being provided for postgraduate students	4%	4%	22%	37%	33%	27
20. The research context in my school is stimulating my work	7%	7%	29%	29%	29%	28



Skill Development

	% AGREE	Strongly Disagree			Strongly Agree		No. of Students
	80.4%						
6. My research is developing my problem-solving skills		0%	3%	14%	41%	41%	29
10. I am learning to develop my ideas and present them in written work		3%	3%	17%	38%	38%	29
13. My research is sharpening my analytical skills		0%	14%	10%	24%	52%	29
16. Doing my research is helping me to develop my ability to plan my own work		4%	7%	4%	46%	39%	28
23. As my research progresses, I am feeling more confident about tackling unfamiliar problems		7%	4%	7%	32%	50%	28



Overall Satisfaction

	% AGREE	Strongly Disagree			Strongly Agree		No. of Students
	69.0%						
26. Overall, I am satisfied with the quality of my higher degree research		7%	10%	14%	34%	34%	29

Others

	Strongly Disagree			Strongly Agree		No. of Students
3. I have access to suitable working space	11%	18%	7%	36%	29%	28
8. I have good access to the technical support I need	3%	17%	14%	31%	34%	29
11. I am able to organise good access to necessary equipment	0%	12%	27%	38%	23%	26
24. I have appropriate financial support for my research project	7%	10%	31%	17%	34%	29
1. I am satisfied with the supervision I am receiving	7%	7%	14%	7%	66%	29
4. I am developing an understanding of the standard of work required for my research degree and the examination process	0%	14%	3%	45%	38%	29
18. I am being encouraged and supported to publish my research	11%	7%	0%	32%	50%	28
21. I am benefiting from having more than one supervisor	7%	7%	10%	10%	66%	29
25. I am developing transferable skills that will enable me to work in a broad range of contexts after I complete my degree	0%	4%	15%	42%	38%	26

Administration

1. I find it easy to check my enrolment status and invoices online
2. I'd know what to do if I had a problem with my student administration
3. RMIT effectively resolves any student administration issue I might have

	Strongly Disagree				Strongly Agree	No. of Students
	3%	3%	24%	31%	38%	29
	7%	17%	14%	34%	28%	29
	7%	11%	32%	21%	29%	28

Learning Support

Library - I am satisfied with...

1. The Library's e-resources collection
2. The Library's book collections
3. The quality of service provided by Library staff
4. The Library's facilities
5. Library opening hours

	Strongly Disagree				Strongly Agree	No. of Students
	4%	0%	12%	35%	50%	26
	4%	0%	12%	32%	52%	25
	4%	0%	4%	35%	58%	26
	4%	0%	13%	33%	50%	24
	4%	4%	15%	31%	46%	26

Computing Facilities - I am satisfied with...

1. Access to computer facilities at RMIT
2. Access to the specialist software that I require
3. The availability of computer printing facilities
4. The standard of service from computing support staff

	Strongly Disagree				Strongly Agree	No. of Students
	0%	4%	36%	28%	32%	25
	11%	7%	26%	26%	30%	27
	0%	4%	7%	22%	67%	27
	0%	4%	24%	36%	36%	25

Learning Support Services - I am satisfied with...

1. Study and Learning Centre services
2. Language support
3. RMIT's academic and professional development workshops
4. Statistical Consultancy

	Strongly Disagree				Strongly Agree	No. of Students
	0%	10%	20%	35%	35%	20
	6%	12%	12%	29%	41%	17
	4%	7%	22%	33%	33%	27
	15%	15%	25%	10%	35%	20

Online Services

1. I am satisfied with the Internet access provided by RMIT
2. I find the online environment useful to collaborate with other staff or students about my research

	Strongly Disagree				Strongly Agree	No. of Students
	7%	4%	11%	29%	50%	28
	8%	8%	23%	31%	31%	26

Communication

I have enough...

1. Opportunities to discuss my academic work with my supervisor(s)
2. Opportunities to work with other research students
3. Contact with students in other disciplines

	Strongly Disagree				Strongly Agree	No. of Students
	7%	7%	14%	4%	68%	28
	11%	22%	15%	30%	22%	27
	19%	19%	23%	23%	15%	26

Information Access

	Strongly Disagree				Strongly Agree	No. of Students
1. I know how and where to access information regarding management of and support for my candidature	11%	14%	11%	29%	36%	28
2. I know who the key HDR academic and administrative contacts are in my school	7%	11%	11%	21%	50%	28
3. The RMIT website is easy to navigate to find information I need	18%	14%	29%	18%	21%	28

Campus Life and Environment

	Strongly Disagree				Strongly Agree	No. of Students
1. The RMIT campus is a good place to spend time	4%	22%	4%	37%	33%	27
2. RMIT is friendly to people from all backgrounds	7%	11%	14%	36%	32%	28
3. I feel personally safe on campus	0%	4%	11%	48%	37%	27
4. I am treated fairly at RMIT	0%	4%	15%	38%	42%	26
5. I can balance my research with my work and home commitments	0%	4%	22%	41%	33%	27

Building and Facilities

	Strongly Disagree				Strongly Agree	No. of Students
The following areas are well maintained...						
1. Classrooms	0%	4%	8%	36%	52%	25
2. Lecture theatres	0%	4%	4%	35%	57%	23
3. Laboratories	0%	6%	6%	38%	50%	16
4. General access computer labs	0%	6%	12%	47%	35%	17
5. Lounge spaces	4%	15%	8%	38%	35%	26
6. Toilets	0%	26%	11%	30%	33%	27
7. Lifts	0%	19%	15%	26%	41%	27

Services and Programs for Students

I am satisfied with the service or program...

	Strongly Disagree				Strongly Agree	No. of Students
1. School of Graduate Research	5%	20%	5%	20%	50%	20
2. RMIT Connect	0%	15%	5%	45%	35%	20
3. Health promotion	6%	18%	35%	18%	24%	17
4. Scholarship and financial advice	11%	16%	16%	21%	37%	19
5. Career planning and advice	13%	20%	40%	0%	27%	15
6. Housing advice and assistance	23%	23%	23%	8%	23%	13
7. International student advisory services	15%	23%	23%	0%	38%	13
8. Legal Advice	18%	18%	27%	9%	27%	11
9. Counselling services	0%	21%	21%	29%	29%	14
10. Disability support	9%	27%	27%	0%	36%	11
11. Student leadership programs	13%	13%	13%	25%	38%	16
12. Religious/spiritual services	8%	23%	31%	8%	31%	13

This service is important to me...

	Yes	No	No. of Students
1. School of Graduate Research	74%	26%	19
2. RMIT Connect	71%	29%	17
3. Health promotion	78%	22%	18
4. Scholarship and financial advice	79%	21%	19
5. Career planning and advice	59%	41%	17
6. Housing advice and assistance	59%	41%	17
7. International student advisory services	50%	50%	16
8. Legal Advice	53%	47%	17
9. Counselling services	56%	44%	16
10. Disability support	47%	53%	17
11. Student leadership programs	64%	36%	14
12. Religious/spiritual services	44%	56%	18

RMIT Link

I am satisfied with the service or program...

	Strongly Disagree				Strongly Agree	No. of Students
1. Sport programs, sport clubs and recreation activities	13%	6%	25%	25%	31%	16
2. Visual arts, performing arts and gallery activities	18%	9%	18%	18%	36%	11

This service is important to me...

	Yes	No	No. of Students
1. Sport programs, sport clubs and recreation activities	65%	35%	17
2. Visual arts, performing arts and gallery activities	24%	76%	17

Student Union

	Strongly Disagree				Strongly Agree	No. of Students
<i>I am satisfied with the service or program...</i>						
1. Representation of student interests to the University	11%	11%	22%	11%	44%	18
2. Campaigns, information and resources to improve conditions for students	12%	6%	41%	12%	29%	17
3. Advice and support if I had a problem with the University	11%	5%	32%	5%	47%	19
4. Social activities, bands and competitions	14%	7%	36%	7%	36%	14
5. Clubs and collectives	12%	6%	35%	24%	24%	17
6. Student media, such as Catalyst and RMITV	17%	8%	33%	17%	25%	12

	Yes	No	No. of Students
<i>This service is important to me...</i>			
1. Representation of student interests to the University	67%	33%	18
2. Campaigns, information and resources to improve conditions for students	76%	24%	17
3. Advice and support if I had a problem with the University	76%	24%	17
4. Social activities, bands and competitions	59%	41%	17
5. Clubs and collectives	53%	47%	15
6. Student media, such as Catalyst and RMITV	29%	71%	17

Outcomes

	Strongly Disagree				Strongly Agree	No. of Students
1. As an RMIT graduate I will be highly employable	4%	4%	28%	24%	40%	25
2. My research training experience at RMIT will improve my career prospects	7%	4%	11%	30%	48%	27
3. RMIT generally responds well to student feedback	20%	0%	12%	32%	36%	25
4. I would recommend higher degree research programs at RMIT to others	11%	4%	18%	29%	39%	28

Notes

The scale % AGREE is calculated by adding up all the items scored Agree/Strongly Agree across all respondents. This is divided by the total number of items answered across all respondents. Blanks or N/A's are excluded. Percentages represent the %age of the total valid responses per question, with the exception of the demographics section which represent the %age of total responses. Charts are rescaled on valid responses to total 100%. Values may round to 101 %. Valid responses exclude N/A and blank responses.