

STUDENT EXPERIENCE SURVEY - HDR

2018

630H - Management BUS	Survey Population: 62
	Respondents: 20
	Response Rate: 32.3%

Demographics (% of total sample size)

Commencement Year		Age		Gender	
Pre 2013	0	<20	0%	Male	0%
2013	0	21-24	10%	Female	0%
2014	2	25-34	35%	Citizenship	
2015	5	35-44	30%	Australian	30%
2016	5	45+	25%	International onshore	5%
2017	5			International offshore	5%
2018	3				

Program Type		Attendance Type		Location	
Master by research	0%	Full time	85%	On-campus	90%
Doctorate by research	95%	Part time	15%	Off-campus	10%


Milestones		LOTE		Rural Relocatee	
Confirmation of candidature	70%	Yes	75%	Yes	5%
Completion seminar	15%	No	25%	No	95%

Main Funds Source		Employment		Research Degree Included	
Employment	15%	Part time (1-14 hrs)	25%	Working for industry	
Cadetship	0%	Part time (15-20 hrs)	10%	Yes	5%
Family	10%	Part time (21-34 hrs)	5%	No	70%
AusAid/IDP	0%	Full time (35+ hrs)	15%	Working with industry	
Home Government	15%	Not at all	45%	Yes	15%
Scholarship	45%			No	70%
Loan	0%			Industry internship	
Savings	10%			Yes	0%
Other	5%			No	75%

Snapshot Scales 2018	
Supervision	75.0%
Intellectual Climate	57.7%
Skill Development	85.9%
Overall Satisfaction	70.0%

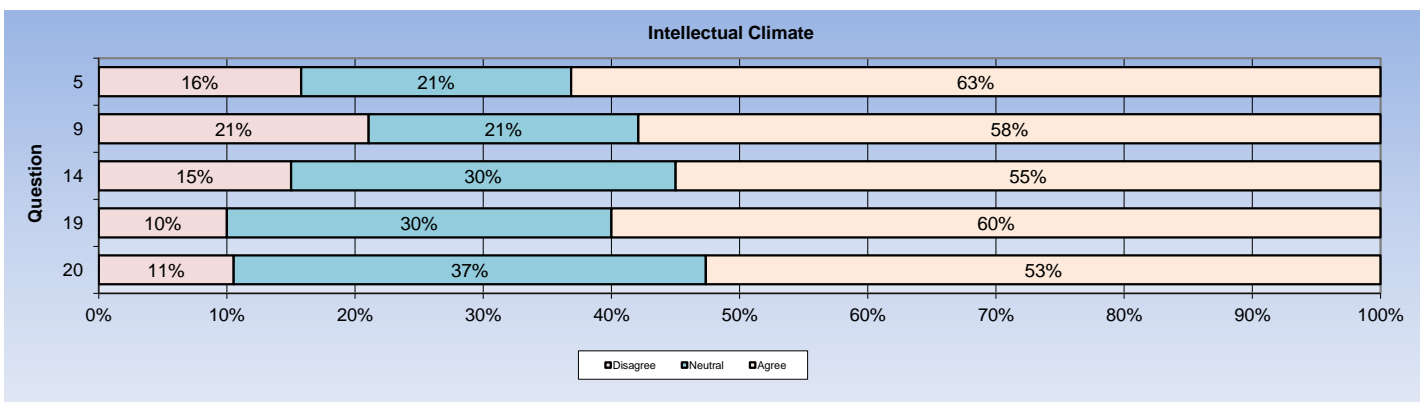
Supervision

	% AGREE					No. of
	Strongly Disagree	Disagree	Neutral	Agree	Strongly Agree	Students
	75.0%					
2. Supervision is available when I need it	5%	5%	5%	20%	65%	20
7. My supervisor(s) are making a real effort to understand difficulties that I face	5%	10%	10%	20%	55%	20
12. My supervisor(s) provide me with additional information relevant to my topic	5%	5%	15%	35%	40%	20
15. I have been given good guidance in topic selection and refinement	5%	5%	15%	25%	50%	20
17. My supervisor(s) are providing helpful feedback on my progress	5%	0%	15%	20%	60%	20
22. I received good guidance in my literature search	10%	15%	15%	25%	35%	20




Intellectual Climate

	% AGREE					No. of
	Strongly Disagree	Disagree	Neutral	Agree	Strongly Agree	Students
	57.7%					
5. The school is providing opportunities for social contact with other postgraduate students	11%	5%	21%	26%	37%	19
9. I am becoming integrated into the school's community	11%	11%	21%	21%	37%	19
14. The school is providing opportunities for me to become involved in the broader research culture	10%	5%	30%	25%	30%	20
19. A good seminar program is being provided for postgraduate students	5%	5%	30%	40%	20%	20
20. The research context in my school is stimulating my work	11%	0%	37%	32%	21%	19



Skill Development

	% AGREE						No. of
	85.9%	Strongly Disagree		Strongly Agree			Students
6. My research is developing my problem-solving skills		0%	5%	15%	40%	40%	20
10. I am learning to develop my ideas and present them in written work		0%	0%	10%	30%	60%	20
13. My research is sharpening my analytical skills		0%	0%	5%	45%	50%	20
16. Doing my research is helping me to develop my ability to plan my own work		0%	0%	16%	26%	58%	19
23. As my research progresses, I am feeling more confident about tackling unfamiliar problems		0%	0%	20%	45%	35%	20



Overall Satisfaction

	% AGREE						No. of
	70.0%	Strongly Disagree		Strongly Agree			Students
26. Overall, I am satisfied with the quality of my higher degree research		10%	10%	10%	25%	45%	20

Others

						No. of
	Strongly Disagree		Strongly Agree			Students
3. I have access to suitable working space	28%	6%	17%	22%	28%	18
8. I have good access to the technical support I need	11%	11%	6%	28%	44%	18
11. I am able to organise good access to necessary equipment	11%	0%	26%	42%	21%	19
24. I have appropriate financial support for my research project	21%	11%	11%	26%	32%	19
1. I am satisfied with the supervision I am receiving	5%	5%	5%	25%	60%	20
4. I am developing an understanding of the standard of work required for my research degree and the examination process	0%	0%	20%	35%	45%	20
18. I am being encouraged and supported to publish my research	5%	10%	10%	15%	60%	20
21. I am benefiting from having more than one supervisor	5%	10%	10%	15%	60%	20
25. I am developing transferable skills that will enable me to work in a broad range of contexts after I complete my degree	0%	11%	21%	21%	47%	19

Administration

- 1. I find it easy to check my enrolment status and invoices online
- 2. I'd know what to do if I had a problem with my student administration
- 3. RMIT effectively resolves any student administration issue I might have

	Strongly Disagree				Strongly Agree	No. of Students
	5%	5%	11%	32%	47%	19
	15%	10%	25%	35%	15%	20
	10%	10%	20%	40%	20%	20

Learning Support

Library - I am satisfied with...

- 1. The Library's e-resources collection
- 2. The Library's book collections
- 3. The quality of service provided by Library staff
- 4. The Library's facilities
- 5. Library opening hours

	Strongly Disagree				Strongly Agree	No. of Students
	0%	5%	5%	25%	65%	20
	0%	11%	5%	32%	53%	19
	0%	0%	10%	35%	55%	20
	0%	0%	5%	40%	55%	20
	0%	0%	6%	28%	67%	18

Computing Facilities - I am satisfied with...

- 1. Access to computer facilities at RMIT
- 2. Access to the specialist software that I require
- 3. The availability of computer printing facilities
- 4. The standard of service from computing support staff

	Strongly Disagree				Strongly Agree	No. of Students
	10%	0%	5%	40%	45%	20
	6%	6%	24%	29%	35%	17
	0%	0%	5%	30%	65%	20
	0%	5%	5%	40%	50%	20

Learning Support Services - I am satisfied with...

- 1. Study and Learning Centre services
- 2. Language support
- 3. RMIT's academic and professional development workshops
- 4. Statistical Consultancy

	Strongly Disagree				Strongly Agree	No. of Students
	7%	14%	14%	29%	36%	14
	9%	27%	9%	36%	18%	11
	6%	18%	24%	18%	35%	17
	8%	42%	17%	8%	25%	12

Online Services

- 1. I am satisfied with the Internet access provided by RMIT
- 2. I find the online environment useful to collaborate with other staff or students about my research

	Strongly Disagree				Strongly Agree	No. of Students
	0%	0%	0%	40%	60%	20
	21%	0%	37%	21%	21%	19

Communication

I have enough...

- 1. Opportunities to discuss my academic work with my supervisor(s)
- 2. Opportunities to work with other research students
- 3. Contact with students in other disciplines

	Strongly Disagree				Strongly Agree	No. of Students
	5%	15%	0%	25%	55%	20
	21%	11%	16%	21%	32%	19
	22%	6%	11%	33%	28%	18

Information Access

	Strongly Disagree				Strongly Agree		No. of Students
1. I know how and where to access information regarding management of and support for my candidature	5%	15%	5%	40%	35%	20	
2. I know who the key HDR academic and administrative contacts are in my school	0%	5%	10%	40%	45%	20	
3. The RMIT website is easy to navigate to find information I need	30%	10%	5%	35%	20%	20	

Campus Life and Environment

	Strongly Disagree				Strongly Agree		No. of Students
1. The RMIT campus is a good place to spend time	5%	5%	10%	30%	50%	20	
2. RMIT is friendly to people from all backgrounds	0%	5%	25%	10%	60%	20	
3. I feel personally safe on campus	0%	0%	10%	25%	65%	20	
4. I am treated fairly at RMIT	5%	5%	25%	20%	45%	20	
5. I can balance my research with my work and home commitments	5%	15%	10%	25%	45%	20	

Building and Facilities

	Strongly Disagree				Strongly Agree		No. of Students
The following areas are well maintained...							
1. Classrooms	0%	0%	11%	33%	56%	18	
2. Lecture theatres	0%	0%	6%	31%	63%	16	
3. Laboratories	0%	0%	0%	50%	50%	8	
4. General access computer labs	0%	0%	0%	50%	50%	14	
5. Lounge spaces	0%	0%	6%	47%	47%	17	
6. Toilets	10%	10%	10%	45%	25%	20	
7. Lifts	10%	0%	5%	45%	40%	20	

Services and Programs for Students

I am satisfied with the service or program...

	Strongly Disagree				Strongly Agree	No. of Students
1. School of Graduate Research	23%	8%	8%	23%	38%	13
2. RMIT Connect	7%	13%	20%	20%	40%	15
3. Health promotion	10%	0%	30%	30%	30%	10
4. Scholarship and financial advice	12%	0%	35%	18%	35%	17
5. Career planning and advice	20%	10%	40%	10%	20%	10
6. Housing advice and assistance	0%	38%	38%	0%	25%	8
7. International student advisory services	22%	11%	22%	22%	22%	9
8. Legal Advice	0%	50%	0%	0%	50%	4
9. Counselling services	13%	38%	0%	13%	38%	8
10. Disability support	0%	25%	0%	25%	50%	4
11. Student leadership programs	11%	11%	33%	0%	44%	9
12. Religious/spiritual services	0%	14%	43%	0%	43%	7

This service is important to me...

	Yes	No	No. of Students
1. School of Graduate Research	86%	14%	14
2. RMIT Connect	69%	31%	13
3. Health promotion	67%	33%	12
4. Scholarship and financial advice	85%	15%	13
5. Career planning and advice	62%	38%	13
6. Housing advice and assistance	38%	62%	13
7. International student advisory services	57%	43%	14
8. Legal Advice	38%	62%	13
9. Counselling services	55%	45%	11
10. Disability support	27%	73%	11
11. Student leadership programs	67%	33%	12
12. Religious/spiritual services	50%	50%	10

RMIT Link

I am satisfied with the service or program...

	Strongly Disagree				Strongly Agree	No. of Students
1. Sport programs, sport clubs and recreation activities	0%	14%	14%	43%	29%	7
2. Visual arts, performing arts and gallery activities	0%	0%	0%	75%	25%	4

This service is important to me...

	Yes	No	No. of Students
1. Sport programs, sport clubs and recreation activities	58%	42%	12
2. Visual arts, performing arts and gallery activities	50%	50%	12

Student Union

I am satisfied with the service or program...

	Strongly Disagree				Strongly Agree	No. of Students
1. Representation of student interests to the University	9%	36%	9%	18%	27%	11
2. Campaigns, information and resources to improve conditions for students	25%	50%	0%	13%	13%	8
3. Advice and support if I had a problem with the University	0%	38%	0%	38%	25%	8
4. Social activities, bands and competitions	0%	17%	17%	17%	50%	6
5. Clubs and collectives	0%	0%	25%	25%	50%	4
6. Student media, such as Catalyst and RMITV	0%	0%	25%	50%	25%	4

This service is important to me...

	Yes	No	No. of Students
1. Representation of student interests to the University	80%	20%	10
2. Campaigns, information and resources to improve conditions for students	64%	36%	11
3. Advice and support if I had a problem with the University	60%	40%	10
4. Social activities, bands and competitions	30%	70%	10
5. Clubs and collectives	22%	78%	9
6. Student media, such as Catalyst and RMITV	10%	90%	10

Outcomes

	Strongly Disagree				Strongly Agree	No. of Students
1. As an RMIT graduate I will be highly employable	0%	11%	16%	47%	26%	19
2. My research training experience at RMIT will improve my career prospects	0%	5%	15%	40%	40%	20
3. RMIT generally responds well to student feedback	15%	10%	15%	35%	25%	20
4. I would recommend higher degree research programs at RMIT to others	5%	15%	20%	20%	40%	20

Notes

The scale % AGREE is calculated by adding up all the items scored Agree/Strongly Agree across all respondents. This is divided by the total number of items answered across all respondents. Blanks or N/A's are excluded. Percentages represent the %age of the total valid responses per question, with the exception of the demographics section which represent the %age of total responses. Charts are rescaled on valid responses to total 100%. Values may round to 101 %. Valid responses exclude N/A and blank responses.