

STUDENT EXPERIENCE SURVEY - HDR

2018

College of Business	Survey Population: 314 Respondents: 95 Response Rate: 30.3%
---------------------	---

Demographics (% of total sample size)

Commencement Year		Age		Gender	
Pre 2013	2	<20	0%	Male	0%
2013	3	21-24	4%	Female	0%
2014	10	25-34	48%		
2015	18	35-44	25%	Citizenship	
2016	27	45+	22%	Australian	31%
2017	21			International onshore	3%
2018	14			International offshore	8%

Program Type		Attendance Type		Location	
Master by research	0%	Full time	82%	On-campus	81%
Doctorate by research	98%	Part time	18%	Off-campus	18%

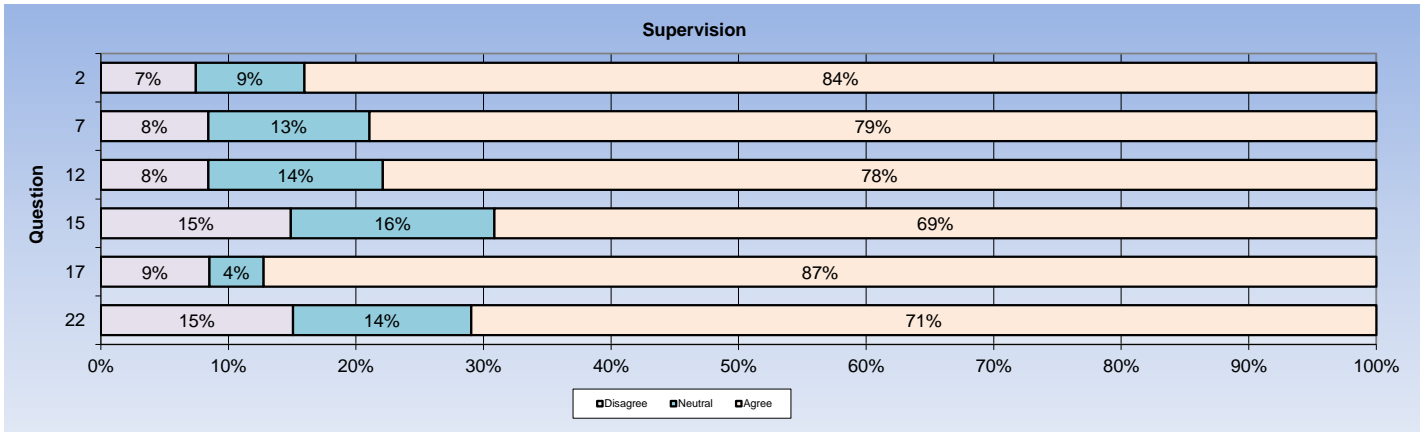
Milestones		LOTE		Rural Relocatee	
Confirmation of candidature	53%	Yes	76%	Yes	6%
Completion seminar	28%	No	24%	No	94%

Main Funds Source		Employment		Research Degree Included	
Employment	16%	Part time (1-14 hrs)	31%	<i>Working for industry</i>	
Cadetship	0%	Part time (15-20 hrs)	3%	Yes	3%
Family	11%	Part time (21-34 hrs)	3%	No	68%
AusAid/IDP	0%	Full time (35+ hrs)	19%	<i>Working with industry</i>	
Home Government	16%	Not at all	44%	Yes	11%
Scholarship	51%			No	63%
Loan	0%			<i>Industry internship</i>	
Savings	5%			Yes	6%
Other	2%			No	64%

Snapshot Scales 2018	
Supervision	78.1%
Intellectual Climate	61.2%
Skill Development	85.8%
Overall Satisfaction	75.8%

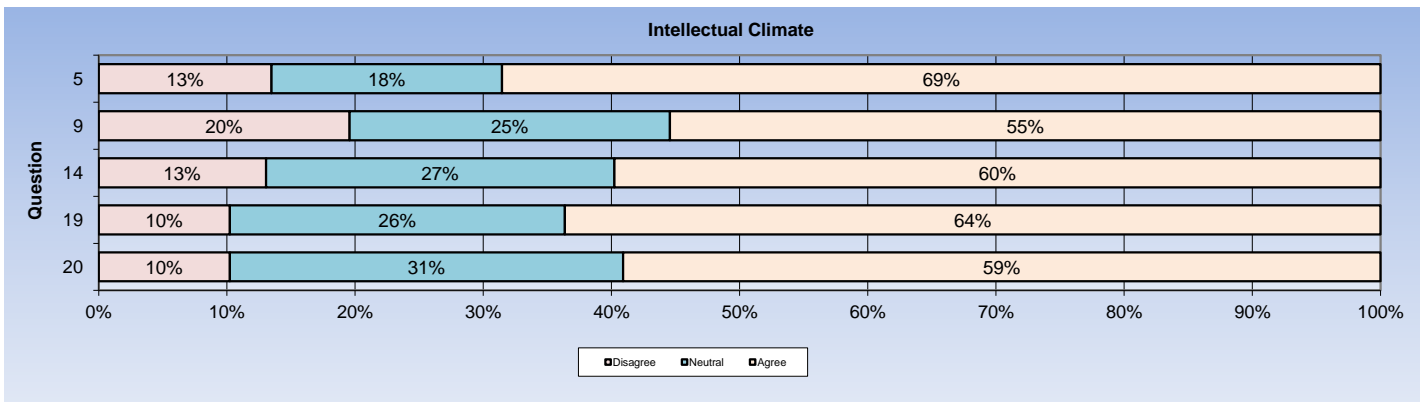
Supervision

	% AGREE					No. of
	Strongly Disagree	Disagree	Neutral	Agree	Strongly Agree	Students
	78.1%					
2. Supervision is available when I need it	2%	5%	9%	16%	68%	94
7. My supervisor(s) are making a real effort to understand difficulties that I face	3%	5%	13%	19%	60%	95
12. My supervisor(s) provide me with additional information relevant to my topic	3%	5%	14%	24%	54%	95
15. I have been given good guidance in topic selection and refinement	6%	9%	16%	28%	41%	94
17. My supervisor(s) are providing helpful feedback on my progress	4%	4%	4%	24%	63%	94
22. I received good guidance in my literature search	8%	8%	14%	33%	38%	93



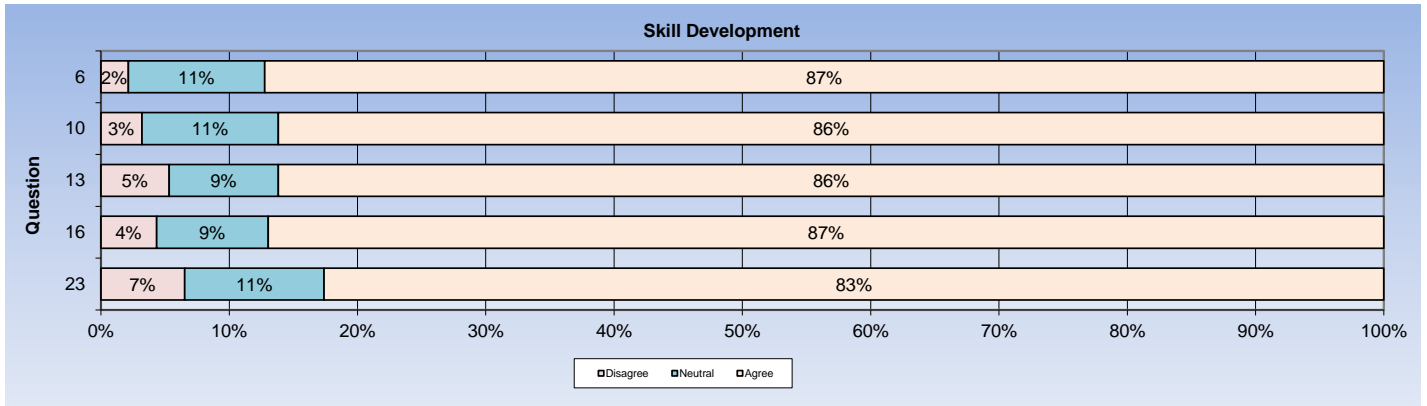
Intellectual Climate

	% AGREE					No. of
	Strongly Disagree	Disagree	Neutral	Agree	Strongly Agree	Students
	61.2%					
5. The school is providing opportunities for social contact with other postgraduate students	3%	10%	18%	31%	37%	89
9. I am becoming integrated into the school's community	8%	12%	25%	28%	27%	92
14. The school is providing opportunities for me to become involved in the broader research culture	3%	10%	27%	30%	29%	92
19. A good seminar program is being provided for postgraduate students	3%	7%	26%	31%	33%	88
20. The research context in my school is stimulating my work	7%	3%	31%	27%	32%	88



Skill Development

	% AGREE						No. of
	85.8%	Strongly Disagree		Strongly Agree		Students	
6. My research is developing my problem-solving skills		0%	2%	11%	41%	46%	94
10. I am learning to develop my ideas and present them in written work		1%	2%	11%	39%	47%	94
13. My research is sharpening my analytical skills		0%	5%	9%	32%	54%	94
16. Doing my research is helping me to develop my ability to plan my own work		2%	2%	9%	39%	48%	92
23. As my research progresses, I am feeling more confident about tackling unfamiliar problems		2%	4%	11%	37%	46%	92



Overall Satisfaction

	% AGREE						No. of
	75.8%	Strongly Disagree		Strongly Agree		Students	
26. Overall, I am satisfied with the quality of my higher degree research		4%	7%	13%	37%	39%	95

Others

						No. of
	Strongly Disagree		Strongly Agree		Students	
3. I have access to suitable working space	15%	15%	13%	22%	35%	89
8. I have good access to the technical support I need	5%	10%	13%	33%	39%	92
11. I am able to organise good access to necessary equipment	3%	6%	24%	39%	28%	87
24. I have appropriate financial support for my research project	9%	10%	19%	28%	34%	93
1. I am satisfied with the supervision I am receiving	3%	4%	9%	20%	63%	95
4. I am developing an understanding of the standard of work required for my research degree and the examination process	0%	4%	11%	44%	41%	95
18. I am being encouraged and supported to publish my research	6%	5%	10%	26%	53%	93
21. I am benefiting from having more than one supervisor	4%	6%	11%	18%	61%	94
25. I am developing transferable skills that will enable me to work in a broad range of contexts after I complete my degree	0%	6%	17%	35%	43%	89

Administration

1. I find it easy to check my enrolment status and invoices online
2. I'd know what to do if I had a problem with my student administration
3. RMIT effectively resolves any student administration issue I might have

	Strongly Disagree				Strongly Agree	No. of Students
	2%	6%	17%	32%	43%	94
	6%	12%	22%	34%	26%	95
	5%	9%	24%	33%	29%	93

Learning Support

Library - I am satisfied with...

1. The Library's e-resources collection
2. The Library's book collections
3. The quality of service provided by Library staff
4. The Library's facilities
5. Library opening hours

	Strongly Disagree				Strongly Agree	No. of Students
	1%	3%	12%	28%	56%	90
	1%	4%	17%	33%	45%	84
	1%	0%	9%	36%	54%	87
	1%	2%	10%	37%	50%	84
	1%	1%	15%	32%	51%	82

Computing Facilities - I am satisfied with...

1. Access to computer facilities at RMIT
2. Access to the specialist software that I require
3. The availability of computer printing facilities
4. The standard of service from computing support staff

	Strongly Disagree				Strongly Agree	No. of Students
	5%	2%	19%	28%	46%	85
	7%	7%	21%	31%	34%	85
	0%	5%	5%	24%	67%	85
	1%	2%	12%	36%	48%	81

Learning Support Services - I am satisfied with...

1. Study and Learning Centre services
2. Language support
3. RMIT's academic and professional development workshops
4. Statistical Consultancy

	Strongly Disagree				Strongly Agree	No. of Students
	2%	8%	15%	33%	43%	61
	4%	13%	9%	34%	40%	53
	3%	10%	22%	31%	34%	77
	9%	21%	23%	14%	33%	57

Online Services

1. I am satisfied with the Internet access provided by RMIT
2. I find the online environment useful to collaborate with other staff or students about my research

	Strongly Disagree				Strongly Agree	No. of Students
	2%	1%	4%	33%	60%	92
	8%	5%	21%	35%	31%	86

Communication

I have enough...

1. Opportunities to discuss my academic work with my supervisor(s)
2. Opportunities to work with other research students
3. Contact with students in other disciplines

	Strongly Disagree				Strongly Agree	No. of Students
	3%	9%	9%	20%	59%	93
	10%	18%	16%	26%	29%	87
	14%	20%	18%	25%	24%	85

Information Access

	Strongly Disagree				Strongly Agree	No. of Students
1. I know how and where to access information regarding management of and support for my candidature	5%	11%	13%	37%	34%	93
2. I know who the key HDR academic and administrative contacts are in my school	2%	6%	13%	32%	46%	93
3. The RMIT website is easy to navigate to find information I need	18%	12%	20%	29%	21%	94

Campus Life and Environment

	Strongly Disagree				Strongly Agree	No. of Students
1. The RMIT campus is a good place to spend time	2%	11%	10%	34%	41%	87
2. RMIT is friendly to people from all backgrounds	2%	7%	18%	28%	45%	89
3. I feel personally safe on campus	0%	1%	10%	37%	52%	89
4. I am treated fairly at RMIT	1%	7%	16%	30%	46%	89
5. I can balance my research with my work and home commitments	1%	11%	18%	34%	36%	91

Building and Facilities

	Strongly Disagree				Strongly Agree	No. of Students
The following areas are well maintained...						
1. Classrooms	0%	3%	6%	36%	55%	78
2. Lecture theatres	0%	3%	5%	34%	58%	74
3. Laboratories	0%	2%	6%	34%	57%	47
4. General access computer labs	0%	2%	5%	43%	50%	58
5. Lounge spaces	1%	7%	8%	39%	45%	76
6. Toilets	4%	13%	12%	33%	37%	89
7. Lifts	3%	6%	11%	35%	44%	88

Services and Programs for Students

I am satisfied with the service or program...

	Strongly Disagree		Strongly Agree			No. of Students
1. School of Graduate Research	6%	9%	8%	31%	46%	65
2. RMIT Connect	1%	7%	10%	46%	36%	70
3. Health promotion	6%	8%	29%	31%	27%	49
4. Scholarship and financial advice	9%	6%	22%	28%	35%	65
5. Career planning and advice	15%	10%	33%	19%	23%	48
6. Housing advice and assistance	16%	22%	24%	11%	27%	37
7. International student advisory services	15%	15%	22%	17%	32%	41
8. Legal Advice	13%	19%	19%	16%	32%	31
9. Counselling services	3%	18%	18%	33%	30%	40
10. Disability support	4%	19%	22%	15%	41%	27
11. Student leadership programs	7%	12%	23%	21%	37%	43
12. Religious/spiritual services	6%	18%	24%	15%	36%	33

This service is important to me...

	Yes	No	No. of Students
1. School of Graduate Research	82%	18%	66
2. RMIT Connect	71%	29%	63
3. Health promotion	61%	39%	57
4. Scholarship and financial advice	75%	25%	63
5. Career planning and advice	56%	44%	57
6. Housing advice and assistance	39%	61%	56
7. International student advisory services	51%	49%	57
8. Legal Advice	44%	56%	57
9. Counselling services	54%	46%	54
10. Disability support	33%	67%	55
11. Student leadership programs	51%	49%	53
12. Religious/spiritual services	38%	62%	55

RMIT Link

I am satisfied with the service or program...

	Strongly Disagree		Strongly Agree			No. of Students
1. Sport programs, sport clubs and recreation activities	7%	7%	19%	31%	36%	42
2. Visual arts, performing arts and gallery activities	6%	6%	19%	35%	32%	31

This service is important to me...

	Yes	No	No. of Students
1. Sport programs, sport clubs and recreation activities	59%	41%	56
2. Visual arts, performing arts and gallery activities	31%	69%	54

Student Union

I am satisfied with the service or program...

	Strongly Disagree				Strongly Agree	No. of Students
1. Representation of student interests to the University	10%	13%	21%	21%	35%	52
2. Campaigns, information and resources to improve conditions for students	8%	12%	29%	24%	27%	49
3. Advice and support if I had a problem with the University	4%	10%	26%	22%	38%	50
4. Social activities, bands and competitions	5%	8%	33%	18%	38%	40
5. Clubs and collectives	5%	7%	32%	24%	32%	41
6. Student media, such as Catalyst and RMITV	6%	13%	31%	25%	25%	32

This service is important to me...

	Yes	No	No. of Students
1. Representation of student interests to the University	60%	40%	55
2. Campaigns, information and resources to improve conditions for students	63%	37%	54
3. Advice and support if I had a problem with the University	66%	34%	53
4. Social activities, bands and competitions	45%	55%	55
5. Clubs and collectives	43%	57%	51
6. Student media, such as Catalyst and RMITV	23%	77%	53

Outcomes

	Strongly Disagree				Strongly Agree	No. of Students
1. As an RMIT graduate I will be highly employable	2%	4%	26%	33%	35%	89
2. My research training experience at RMIT will improve my career prospects	2%	2%	13%	38%	45%	93
3. RMIT generally responds well to student feedback	10%	9%	13%	37%	30%	89
4. I would recommend higher degree research programs at RMIT to others	4%	8%	17%	35%	35%	93

Notes

The scale % AGREE is calculated by adding up all the items scored Agree/Strongly Agree across all respondents. This is divided by the total number of items answered across all respondents. Blanks or N/A's are excluded. Percentages represent the %age of the total valid responses per question, with the exception of the demographics section which represent the %age of total responses. Charts are rescaled on valid responses to total 100%. Values may round to 101 %. Valid responses exclude N/A and blank responses.