

STUDENT EXPERIENCE SURVEY - HDR

2018

College of Design and Social Context

Survey Population: 550
 Respondents: 142
 Response Rate: 25.8%

Demographics (% of total sample size)

Commencement Year

Pre 2013	6
2013	10
2014	17
2015	26
2016	22
2017	38
2018	23

Age

<20	0%
21-24	1%
25-34	30%
35-44	30%
45+	38%

Gender

Male	0%
Female	0%

Citizenship

Australian	62%
International onshore	1%
International offshore	4%

Program Type

Master by research	0%
Doctorate by research	93%

Attendance Type

Full time	61%
Part time	38%

Location

On-campus	73%
Off-campus	25%

Milestones

Confirmation of candidature	62%
Completion seminar	23%

LOTE

Yes	40%
No	60%

Rural Relocatee

Yes	3%
No	95%

Main Funds Source

Employment	32%
Cadetship	0%
Family	6%
AusAid/IDP	1%
Home Government	1%
Scholarship	46%
Loan	1%
Savings	8%
Other	2%

Employment

Part time (1-14 hrs)	25%
Part time (15-20 hrs)	11%
Part time (21-34 hrs)	8%
Full time (35+ hrs)	17%
Not at all	37%

Research Degree Included

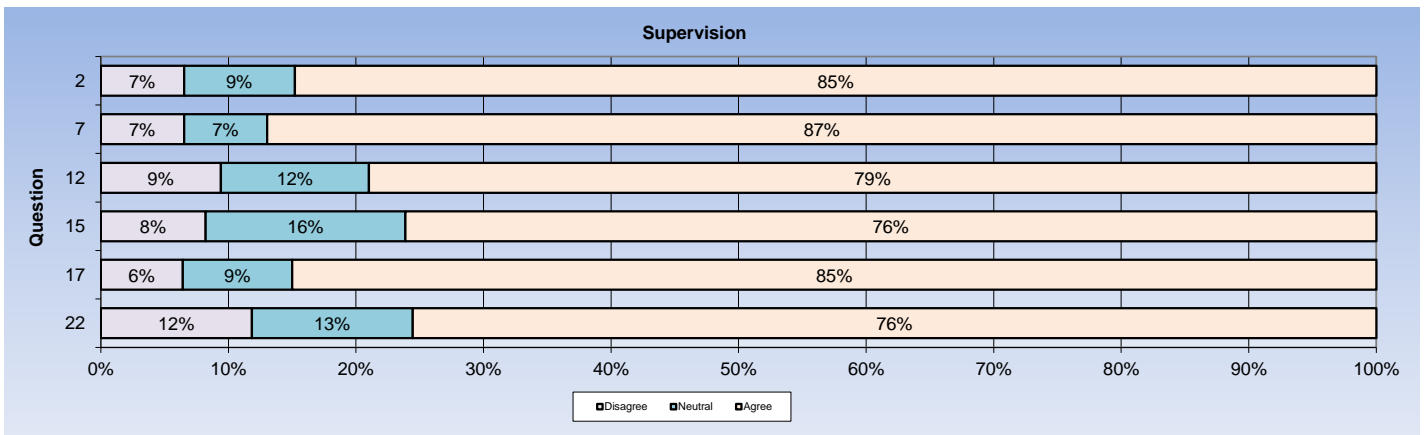
Working for industry	
Yes	8%
No	72%
Working with industry	
Yes	12%
No	68%
Industry internship	
Yes	13%
No	65%

Snapshot Scales 2018

Supervision	81.3%
Intellectual Climate	57.4%
Skill Development	84.1%
Overall Satisfaction	77.1%

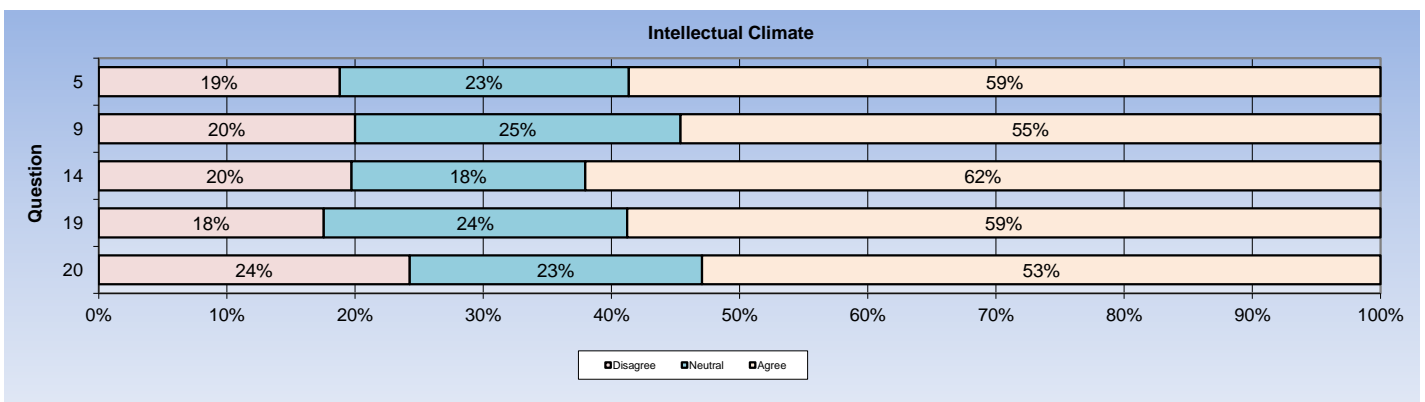
Supervision

	% AGREE					No. of
	Strongly Disagree	Disagree	Neutral	Agree	Strongly Agree	Students
	81.3%					
2. Supervision is available when I need it	3%	4%	9%	26%	59%	138
7. My supervisor(s) are making a real effort to understand difficulties that I face	3%	4%	7%	25%	62%	138
12. My supervisor(s) provide me with additional information relevant to my topic	5%	4%	12%	31%	48%	138
15. I have been given good guidance in topic selection and refinement	4%	4%	16%	34%	43%	134
17. My supervisor(s) are providing helpful feedback on my progress	4%	3%	9%	31%	54%	140
22. I received good guidance in my literature search	4%	7%	13%	41%	35%	135




Intellectual Climate

	% AGREE					No. of
	Strongly Disagree	Disagree	Neutral	Agree	Strongly Agree	Students
	57.4%					
5. The school is providing opportunities for social contact with other postgraduate students	10%	9%	23%	26%	32%	133
9. I am becoming integrated into the school's community	10%	10%	25%	32%	23%	130
14. The school is providing opportunities for me to become involved in the broader research culture	8%	12%	18%	39%	23%	137
19. A good seminar program is being provided for postgraduate students	8%	10%	24%	38%	21%	131
20. The research context in my school is stimulating my work	10%	14%	23%	29%	24%	136



Skill Development

	% AGREE	Strongly Disagree			Strongly Agree		No. of Students
	84.1%						
6. My research is developing my problem-solving skills		4%	6%	9%	30%	51%	136
10. I am learning to develop my ideas and present them in written work		2%	2%	13%	31%	52%	136
13. My research is sharpening my analytical skills		4%	1%	6%	38%	52%	137
16. Doing my research is helping me to develop my ability to plan my own work		3%	1%	15%	29%	51%	134
23. As my research progresses, I am feeling more confident about tackling unfamiliar problems		4%	2%	9%	46%	40%	136



Overall Satisfaction

	% AGREE	Strongly Disagree			Strongly Agree		No. of Students
	77.1%						
26. Overall, I am satisfied with the quality of my higher degree research		4%	4%	14%	36%	41%	140

Others

	Strongly Disagree			Strongly Agree		No. of Students
3. I have access to suitable working space	13%	13%	18%	21%	36%	120
8. I have good access to the technical support I need	6%	5%	21%	34%	34%	131
11. I am able to organise good access to necessary equipment	7%	5%	20%	36%	32%	121
24. I have appropriate financial support for my research project	23%	10%	21%	21%	25%	131
1. I am satisfied with the supervision I am receiving	4%	6%	4%	24%	62%	140
4. I am developing an understanding of the standard of work required for my research degree and the examination process	2%	1%	13%	34%	49%	136
18. I am being encouraged and supported to publish my research	8%	9%	15%	33%	35%	136
21. I am benefiting from having more than one supervisor	4%	4%	8%	21%	63%	138
25. I am developing transferable skills that will enable me to work in a broad range of contexts after I complete my degree	4%	7%	13%	41%	34%	134

Administration

1. I find it easy to check my enrolment status and invoices online
2. I'd know what to do if I had a problem with my student administration
3. RMIT effectively resolves any student administration issue I might have

	Strongly Disagree				Strongly Agree	No. of Students
	5%	5%	15%	29%	45%	139
	7%	8%	18%	32%	36%	138
	5%	8%	19%	36%	31%	131

Learning Support

Library - I am satisfied with...

1. The Library's e-resources collection
2. The Library's book collections
3. The quality of service provided by Library staff
4. The Library's facilities
5. Library opening hours

	Strongly Disagree				Strongly Agree	No. of Students
	1%	6%	11%	35%	48%	138
	1%	8%	13%	41%	36%	134
	2%	0%	2%	27%	69%	131
	2%	1%	9%	32%	57%	127
	1%	4%	10%	28%	58%	123

Computing Facilities - I am satisfied with...

1. Access to computer facilities at RMIT
2. Access to the specialist software that I require
3. The availability of computer printing facilities
4. The standard of service from computing support staff

	Strongly Disagree				Strongly Agree	No. of Students
	4%	7%	17%	39%	33%	109
	5%	10%	19%	32%	33%	108
	1%	6%	14%	30%	50%	115
	2%	2%	18%	33%	46%	112

Learning Support Services - I am satisfied with...

1. Study and Learning Centre services
2. Language support
3. RMIT's academic and professional development workshops
4. Statistical Consultancy

	Strongly Disagree				Strongly Agree	No. of Students
	4%	4%	12%	32%	48%	75
	10%	2%	27%	33%	27%	48
	5%	10%	20%	37%	29%	105
	20%	13%	27%	27%	13%	45

Online Services

1. I am satisfied with the Internet access provided by RMIT
2. I find the online environment useful to collaborate with other staff or students about my research

	Strongly Disagree				Strongly Agree	No. of Students
	1%	3%	14%	29%	53%	129
	9%	12%	26%	26%	27%	127

Communication

I have enough...

1. Opportunities to discuss my academic work with my supervisor(s)
2. Opportunities to work with other research students
3. Contact with students in other disciplines

	Strongly Disagree				Strongly Agree	No. of Students
	3%	2%	14%	26%	55%	139
	14%	12%	27%	28%	19%	125
	25%	15%	30%	20%	10%	125

Information Access

	Strongly Disagree				Strongly Agree	No. of Students
1. I know how and where to access information regarding management of and support for my candidature	3%	6%	18%	45%	29%	140
2. I know who the key HDR academic and administrative contacts are in my school	1%	1%	11%	32%	54%	139
3. The RMIT website is easy to navigate to find information I need	22%	16%	24%	27%	10%	136

Campus Life and Environment

	Strongly Disagree				Strongly Agree	No. of Students
1. The RMIT campus is a good place to spend time	3%	5%	22%	36%	34%	128
2. RMIT is friendly to people from all backgrounds	1%	4%	15%	35%	45%	126
3. I feel personally safe on campus	1%	1%	7%	29%	62%	130
4. I am treated fairly at RMIT	1%	4%	15%	31%	48%	135
5. I can balance my research with my work and home commitments	7%	12%	28%	30%	24%	137

Building and Facilities

	Strongly Disagree				Strongly Agree	No. of Students
<i>The following areas are well maintained...</i>						
1. Classrooms	1%	9%	18%	38%	34%	105
2. Lecture theatres	1%	5%	22%	36%	35%	99
3. Laboratories	4%	6%	21%	35%	33%	48
4. General access computer labs	2%	6%	14%	47%	31%	81
5. Lounge spaces	7%	6%	21%	36%	29%	107
6. Toilets	11%	9%	19%	38%	23%	129
7. Lifts	5%	7%	17%	40%	31%	121

Services and Programs for Students

I am satisfied with the service or program...

	Strongly Disagree				Strongly Agree	No. of Students
1. School of Graduate Research	4%	11%	21%	36%	29%	112
2. RMIT Connect	5%	5%	21%	41%	28%	97
3. Health promotion	10%	6%	32%	34%	18%	50
4. Scholarship and financial advice	10%	10%	18%	29%	33%	100
5. Career planning and advice	13%	16%	32%	23%	16%	56
6. Housing advice and assistance	30%	6%	30%	15%	18%	33
7. International student advisory services	11%	8%	31%	33%	17%	36
8. Legal Advice	11%	7%	32%	32%	18%	28
9. Counselling services	15%	4%	17%	30%	34%	47
10. Disability support	4%	7%	26%	26%	37%	27
11. Student leadership programs	8%	5%	15%	41%	31%	39
12. Religious/spiritual services	15%	0%	21%	33%	30%	33

This service is important to me...

	Yes	No	No. of Students
1. School of Graduate Research	94%	6%	105
2. RMIT Connect	79%	21%	107
3. Health promotion	61%	39%	99
4. Scholarship and financial advice	88%	12%	113
5. Career planning and advice	63%	37%	103
6. Housing advice and assistance	42%	58%	105
7. International student advisory services	51%	49%	103
8. Legal Advice	53%	47%	101
9. Counselling services	63%	37%	105
10. Disability support	39%	61%	100
11. Student leadership programs	45%	55%	101
12. Religious/spiritual services	36%	64%	102

RMIT Link

I am satisfied with the service or program...

	Strongly Disagree				Strongly Agree	No. of Students
1. Sport programs, sport clubs and recreation activities	7%	7%	21%	40%	26%	43
2. Visual arts, performing arts and gallery activities	4%	6%	21%	37%	31%	70

This service is important to me...

	Yes	No	No. of Students
1. Sport programs, sport clubs and recreation activities	48%	52%	98
2. Visual arts, performing arts and gallery activities	73%	27%	102

Student Union

I am satisfied with the service or program...

	Strongly Disagree				Strongly Agree	No. of Students
1. Representation of student interests to the University	6%	13%	21%	35%	26%	72
2. Campaigns, information and resources to improve conditions for students	5%	10%	28%	38%	18%	78
3. Advice and support if I had a problem with the University	8%	10%	26%	32%	24%	62
4. Social activities, bands and competitions	4%	10%	34%	28%	24%	50
5. Clubs and collectives	2%	8%	19%	44%	27%	52
6. Student media, such as Catalyst and RMITV	5%	9%	26%	30%	30%	43

This service is important to me...

	Yes	No	No. of Students
1. Representation of student interests to the University	74%	26%	103
2. Campaigns, information and resources to improve conditions for students	75%	25%	102
3. Advice and support if I had a problem with the University	82%	18%	101
4. Social activities, bands and competitions	57%	43%	101
5. Clubs and collectives	54%	46%	99
6. Student media, such as Catalyst and RMITV	52%	48%	98

Outcomes

	Strongly Disagree				Strongly Agree	No. of Students
1. As an RMIT graduate I will be highly employable	5%	12%	30%	32%	20%	132
2. My research training experience at RMIT will improve my career prospects	4%	8%	19%	34%	34%	135
3. RMIT generally responds well to student feedback	7%	13%	28%	29%	22%	116
4. I would recommend higher degree research programs at RMIT to others	6%	9%	13%	30%	43%	136

Notes

The scale % AGREE is calculated by adding up all the items scored Agree/Strongly Agree across all respondents. This is divided by the total number of items answered across all respondents. Blanks or N/A's are excluded. Percentages represent the %age of the total valid responses per question, with the exception of the demographics section which represent the %age of total responses. Charts are rescaled on valid responses to total 100%. Values may round to 101 %. Valid responses exclude N/A and blank responses.