

STUDENT EXPERIENCE SURVEY - HDR

2018

College of Science, Engineering and Health
Survey Population: 996
Respondents: 289
Response Rate: 29.0%
Demographics (% of total sample size)
Commencement Year

Pre 2013	3
2013	5
2014	23
2015	71
2016	65
2017	83
2018	39

Age

<20	0%
21-24	6%
25-34	67%
35-44	20%
45+	7%

Gender

Male	0%
Female	0%

Citizenship

Australian	31%
International onshore	0%
International offshore	18%

Program Type

Master by research	0%
Doctorate by research	91%

Attendance Type

Full time	87%
Part time	13%

Location

On-campus	88%
Off-campus	11%

Milestones

Confirmation of candidature	59%
Completion seminar	27%

LOTE

Yes	75%
No	25%

Rural Relocatee

Yes	6%
No	93%

Main Funds Source

Employment	13%
Cadetship	1%
Family	8%
AusAid/IDP	1%
Home Government	3%
Scholarship	64%
Loan	2%
Savings	4%
Other	3%

Employment

Part time (1-14 hrs)	27%
Part time (15-20 hrs)	4%
Part time (21-34 hrs)	4%
Full time (35+ hrs)	12%
Not at all	52%

Research Degree Included

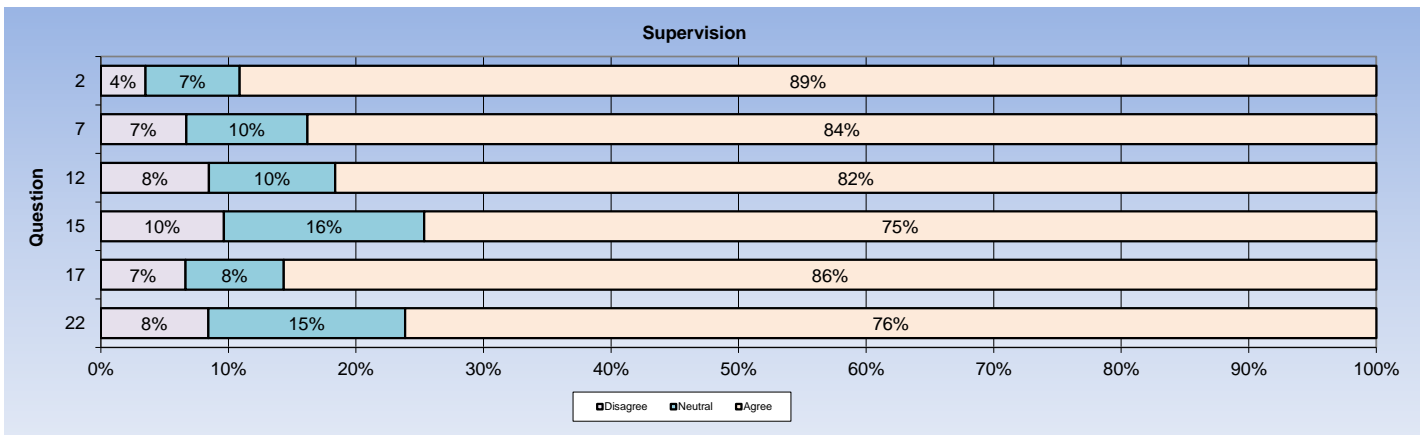
Working for industry	
Yes	12%
No	66%
Working with industry	
Yes	24%
No	56%
Industry internship	
Yes	13%
No	64%

Snapshot Scales 2018

Supervision	81.9%
Intellectual Climate	61.8%
Skill Development	88.0%
Overall Satisfaction	78.9%

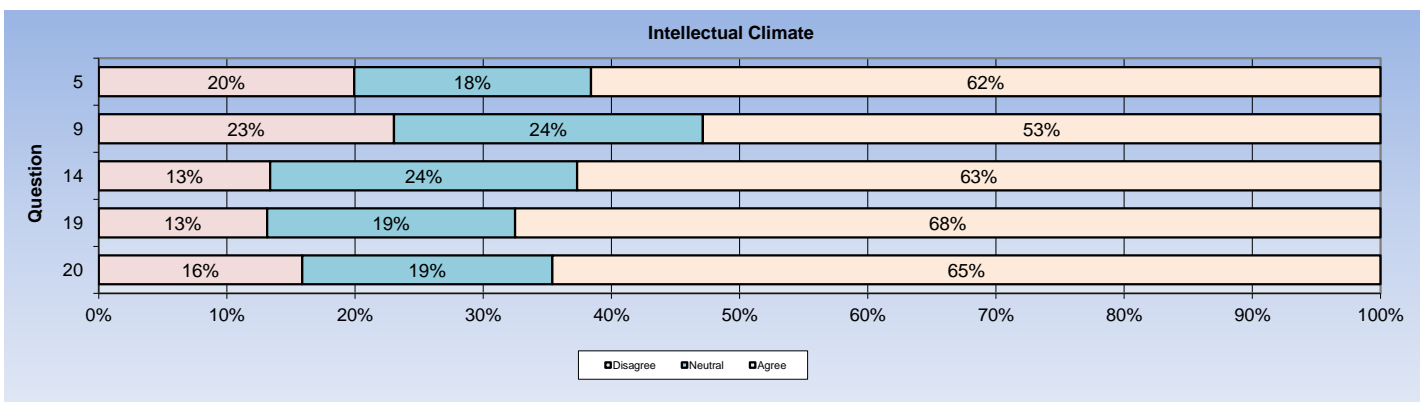
Supervision

	% AGREE						No. of
	81.9%	Strongly Disagree		Strongly Agree		Students	
2. Supervision is available when I need it		1%	2%	7%	26%	64%	285
7. My supervisor(s) are making a real effort to understand difficulties that I face		2%	5%	10%	30%	54%	284
12. My supervisor(s) provide me with additional information relevant to my topic		4%	5%	10%	33%	49%	283
15. I have been given good guidance in topic selection and refinement		4%	6%	16%	32%	43%	280
17. My supervisor(s) are providing helpful feedback on my progress		2%	4%	8%	30%	56%	286
22. I received good guidance in my literature search		2%	6%	15%	36%	40%	285




Intellectual Climate

	% AGREE						No. of
	61.8%	Strongly Disagree		Strongly Agree		Students	
5. The school is providing opportunities for social contact with other postgraduate students		7%	13%	18%	33%	28%	276
9. I am becoming integrated into the school's community		8%	15%	24%	27%	26%	278
14. The school is providing opportunities for me to become involved in the broader research culture		6%	8%	24%	37%	26%	284
19. A good seminar program is being provided for postgraduate students		6%	7%	19%	35%	32%	274
20. The research context in my school is stimulating my work		6%	10%	19%	32%	32%	277



Skill Development

	% AGREE	Strongly Disagree			Strongly Agree	No. of Students	
	88.0%						
6. My research is developing my problem-solving skills		1%	1%	7%	30%	60%	282
10. I am learning to develop my ideas and present them in written work		2%	3%	9%	37%	49%	282
13. My research is sharpening my analytical skills		1%	1%	9%	37%	52%	282
16. Doing my research is helping me to develop my ability to plan my own work		2%	2%	6%	36%	53%	283
23. As my research progresses, I am feeling more confident about tackling unfamiliar problems		2%	4%	9%	36%	49%	283



Overall Satisfaction

	% AGREE	Strongly Disagree			Strongly Agree	No. of Students	
	78.9%						
26. Overall, I am satisfied with the quality of my higher degree research		2%	7%	12%	38%	41%	285

Others

	Strongly Disagree			Strongly Agree	No. of Students	
3. I have access to suitable working space	13%	6%	11%	27%	43%	284
8. I have good access to the technical support I need	6%	13%	15%	34%	32%	279
11. I am able to organise good access to necessary equipment	6%	10%	18%	35%	32%	272
24. I have appropriate financial support for my research project	11%	9%	14%	29%	37%	277
1. I am satisfied with the supervision I am receiving	2%	4%	8%	24%	62%	284
4. I am developing an understanding of the standard of work required for my research degree and the examination process	2%	2%	8%	40%	48%	281
18. I am being encouraged and supported to publish my research	1%	2%	10%	26%	60%	282
21. I am benefiting from having more than one supervisor	3%	7%	13%	21%	56%	282
25. I am developing transferable skills that will enable me to work in a broad range of contexts after I complete my degree	3%	5%	11%	36%	46%	278

Administration

1. I find it easy to check my enrolment status and invoices online
2. I'd know what to do if I had a problem with my student administration
3. RMIT effectively resolves any student administration issue I might have

	Strongly Disagree				Strongly Agree	No. of Students
	2%	5%	11%	28%	55%	285
	5%	9%	18%	32%	36%	281
	8%	8%	20%	29%	34%	275

Learning Support

Library - I am satisfied with...

1. The Library's e-resources collection
2. The Library's book collections
3. The quality of service provided by Library staff
4. The Library's facilities
5. Library opening hours

	Strongly Disagree				Strongly Agree	No. of Students
	1%	1%	6%	33%	59%	272
	1%	2%	9%	34%	53%	259
	1%	0%	6%	32%	61%	269
	1%	3%	6%	36%	55%	267
	4%	5%	9%	32%	49%	255

Computing Facilities - I am satisfied with...

1. Access to computer facilities at RMIT
2. Access to the specialist software that I require
3. The availability of computer printing facilities
4. The standard of service from computing support staff

	Strongly Disagree				Strongly Agree	No. of Students
	3%	6%	13%	32%	46%	271
	6%	10%	16%	32%	37%	273
	1%	4%	5%	27%	62%	274
	3%	6%	13%	35%	44%	271

Learning Support Services - I am satisfied with...

1. Study and Learning Centre services
2. Language support
3. RMIT's academic and professional development workshops
4. Statistical Consultancy

	Strongly Disagree				Strongly Agree	No. of Students
	1%	5%	14%	36%	43%	201
	1%	3%	20%	33%	43%	155
	3%	7%	21%	30%	38%	221
	4%	9%	23%	25%	39%	158

Online Services

1. I am satisfied with the Internet access provided by RMIT
2. I find the online environment useful to collaborate with other staff or students about my research

	Strongly Disagree				Strongly Agree	No. of Students
	1%	2%	5%	38%	54%	282
	6%	7%	19%	29%	38%	261

Communication

I have enough...

1. Opportunities to discuss my academic work with my supervisor(s)
2. Opportunities to work with other research students
3. Contact with students in other disciplines

	Strongly Disagree				Strongly Agree	No. of Students
	2%	3%	8%	27%	60%	286
	10%	11%	16%	32%	32%	275
	16%	19%	23%	22%	20%	270

Information Access

	Strongly Disagree				Strongly Agree	No. of Students
1. I know how and where to access information regarding management of and support for my candidature	3%	7%	18%	35%	37%	284
2. I know who the key HDR academic and administrative contacts are in my school	2%	4%	14%	37%	42%	283
3. The RMIT website is easy to navigate to find information I need	13%	11%	25%	25%	26%	284

Campus Life and Environment

	Strongly Disagree				Strongly Agree	No. of Students
1. The RMIT campus is a good place to spend time	5%	9%	13%	31%	41%	277
2. RMIT is friendly to people from all backgrounds	2%	2%	11%	32%	53%	277
3. I feel personally safe on campus	1%	1%	4%	34%	60%	281
4. I am treated fairly at RMIT	3%	5%	9%	30%	53%	280
5. I can balance my research with my work and home commitments	5%	8%	18%	29%	40%	282

Building and Facilities

	Strongly Disagree				Strongly Agree	No. of Students
<i>The following areas are well maintained...</i>						
1. Classrooms	1%	2%	12%	38%	47%	234
2. Lecture theatres	1%	2%	13%	38%	47%	238
3. Laboratories	5%	10%	18%	31%	37%	240
4. General access computer labs	3%	5%	15%	38%	40%	232
5. Lounge spaces	3%	5%	13%	39%	40%	262
6. Toilets	6%	9%	17%	35%	33%	280
7. Lifts	6%	9%	17%	36%	33%	270

Services and Programs for Students

I am satisfied with the service or program...

	Strongly Disagree				Strongly Agree	No. of Students
1. School of Graduate Research	5%	6%	15%	31%	43%	238
2. RMIT Connect	2%	4%	13%	36%	45%	215
3. Health promotion	5%	7%	21%	25%	42%	125
4. Scholarship and financial advice	8%	9%	16%	27%	41%	213
5. Career planning and advice	5%	8%	28%	27%	32%	166
6. Housing advice and assistance	9%	13%	28%	15%	36%	103
7. International student advisory services	6%	5%	24%	23%	41%	111
8. Legal Advice	6%	8%	23%	18%	46%	105
9. Counselling services	6%	3%	21%	27%	43%	114
10. Disability support	4%	4%	23%	19%	50%	78
11. Student leadership programs	3%	7%	26%	23%	42%	117
12. Religious/spiritual services	3%	4%	21%	24%	48%	104

This service is important to me...

	Yes	No	No. of Students
1. School of Graduate Research	91%	9%	214
2. RMIT Connect	77%	23%	215
3. Health promotion	61%	39%	197
4. Scholarship and financial advice	88%	12%	224
5. Career planning and advice	80%	20%	208
6. Housing advice and assistance	41%	59%	197
7. International student advisory services	49%	51%	201
8. Legal Advice	58%	42%	195
9. Counselling services	63%	37%	197
10. Disability support	32%	68%	194
11. Student leadership programs	56%	44%	199
12. Religious/spiritual services	38%	62%	197

RMIT Link

I am satisfied with the service or program...

	Strongly Disagree				Strongly Agree	No. of Students
1. Sport programs, sport clubs and recreation activities	4%	9%	20%	33%	34%	158
2. Visual arts, performing arts and gallery activities	4%	8%	21%	29%	38%	126

This service is important to me...

	Yes	No	No. of Students
1. Sport programs, sport clubs and recreation activities	62%	38%	192
2. Visual arts, performing arts and gallery activities	46%	54%	185

Student Union

I am satisfied with the service or program...

	Strongly Disagree				Strongly Agree	No. of Students
1. Representation of student interests to the University	2%	9%	20%	34%	35%	164
2. Campaigns, information and resources to improve conditions for students	4%	8%	25%	29%	33%	153
3. Advice and support if I had a problem with the University	7%	9%	23%	26%	35%	150
4. Social activities, bands and competitions	3%	10%	22%	31%	34%	146
5. Clubs and collectives	3%	7%	19%	32%	40%	139
6. Student media, such as Catalyst and RMITV	4%	9%	25%	26%	37%	113

This service is important to me...

	Yes	No	No. of Students
1. Representation of student interests to the University	66%	34%	182
2. Campaigns, information and resources to improve conditions for students	70%	30%	185
3. Advice and support if I had a problem with the University	75%	25%	187
4. Social activities, bands and competitions	57%	43%	184
5. Clubs and collectives	56%	44%	180
6. Student media, such as Catalyst and RMITV	40%	60%	186

Outcomes

	Strongly Disagree				Strongly Agree	No. of Students
1. As an RMIT graduate I will be highly employable	2%	8%	25%	37%	27%	265
2. My research training experience at RMIT will improve my career prospects	2%	4%	15%	36%	42%	281
3. RMIT generally responds well to student feedback	5%	9%	21%	33%	32%	257
4. I would recommend higher degree research programs at RMIT to others	5%	8%	21%	27%	39%	279

Notes

The scale % AGREE is calculated by adding up all the items scored Agree/Strongly Agree across all respondents. This is divided by the total number of items answered across all respondents. Blanks or N/A's are excluded. Percentages represent the %age of the total valid responses per question, with the exception of the demographics section which represent the %age of total responses. Charts are rescaled on valid responses to total 100%. Values may round to 101 %. Valid responses exclude N/A and blank responses.