

STUDENT EXPERIENCE SURVEY - HDR

2018

RMIT University	Survey Population: 1,860
	Respondents: 526
	Response Rate: 28.3%

Demographics (% of total sample size)

Commencement Year

Pre 2013	11
2013	18
2014	50
2015	115
2016	114
2017	142
2018	76

Age

<20	0%
21-24	5%
25-34	54%
35-44	24%
45+	18%

Gender

Male	0%
Female	0%

Citizenship

Australian	39%
International onshore	1%
International offshore	13%

Program Type

Master by research	0%
Doctorate by research	93%

Attendance Type

Full time	79%
Part time	21%

Location

On-campus	83%
Off-campus	16%

Milestones

Confirmation of candidature	59%
Completion seminar	26%

LOTE

Yes	66%
No	34%

Rural Relocatee

Yes	5%
No	94%

Main Funds Source

Employment	19%
Cadetship	0%
Family	8%
AusAid/IDP	1%
Home Government	5%
Scholarship	57%
Loan	2%
Savings	5%
Other	2%

Employment

Part time (1-14 hrs)	27%
Part time (15-20 hrs)	6%
Part time (21-34 hrs)	5%
Full time (35+ hrs)	15%
Not at all	47%

Research Degree Included

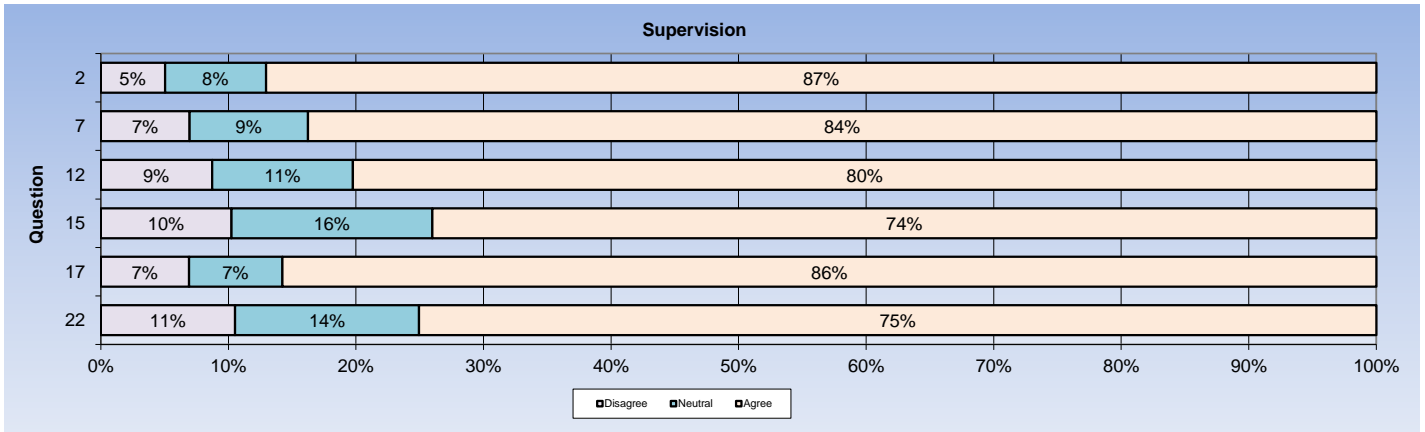
Working for industry	
Yes	9%
No	68%
Working with industry	
Yes	18%
No	61%
Industry internship	
Yes	12%
No	64%

Snapshot Scales 2018

Supervision	81.0%
Intellectual Climate	60.6%
Skill Development	86.5%
Overall Satisfaction	77.9%

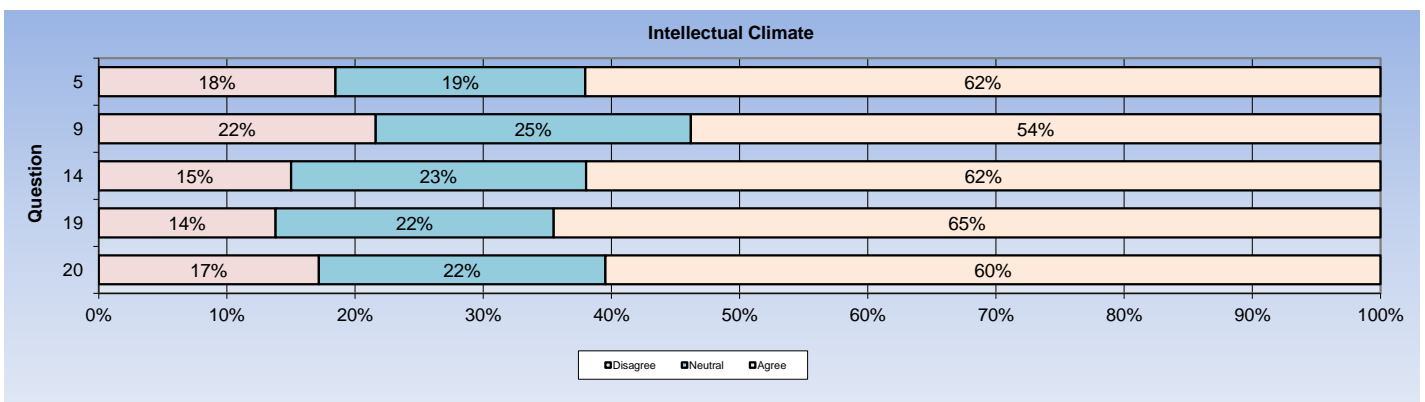
Supervision

	% AGREE						No. of
	81.0%	Strongly Disagree		Strongly Agree		Students	
2. Supervision is available when I need it		2%	3%	8%	24%	63%	517
7. My supervisor(s) are making a real effort to understand difficulties that I face		3%	4%	9%	26%	57%	517
12. My supervisor(s) provide me with additional information relevant to my topic		4%	5%	11%	31%	50%	516
15. I have been given good guidance in topic selection and refinement		4%	6%	16%	32%	42%	508
17. My supervisor(s) are providing helpful feedback on my progress		3%	4%	7%	29%	57%	520
22. I received good guidance in my literature search		4%	7%	14%	37%	38%	513



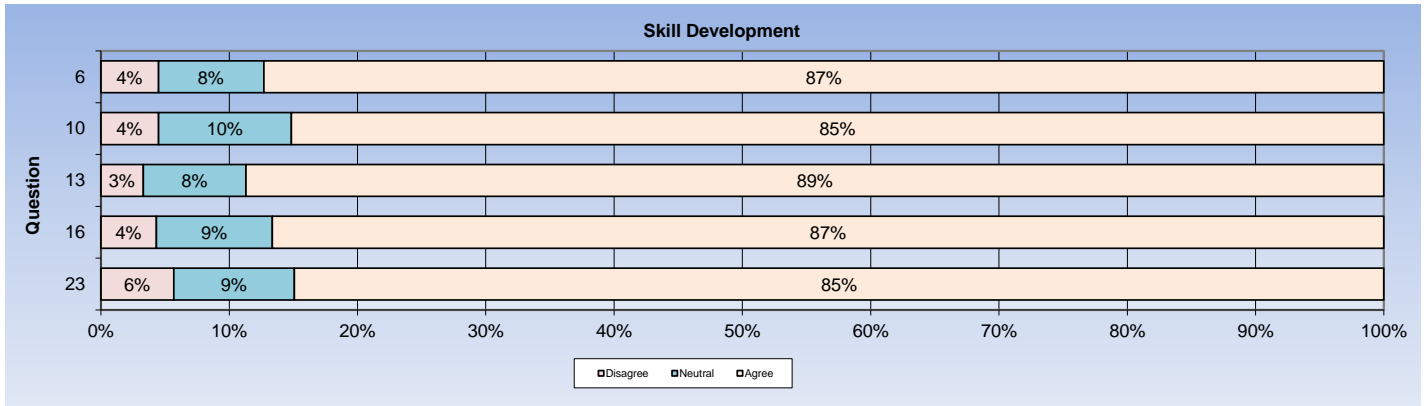
Intellectual Climate

	% AGREE						No. of
	60.6%	Strongly Disagree		Strongly Agree		Students	
5. The school is providing opportunities for social contact with other postgraduate students		7%	12%	19%	31%	31%	498
9. I am becoming integrated into the school's community		8%	13%	25%	29%	25%	500
14. The school is providing opportunities for me to become involved in the broader research culture		6%	9%	23%	36%	26%	513
19. A good seminar program is being provided for postgraduate students		6%	8%	22%	35%	29%	493
20. The research context in my school is stimulating my work		7%	10%	22%	31%	30%	501



Skill Development

	% AGREE	Strongly Disagree			Strongly Agree	No. of Students	
	86.5%						
6. My research is developing my problem-solving skills		2%	3%	8%	32%	55%	512
10. I am learning to develop my ideas and present them in written work		2%	3%	10%	36%	49%	512
13. My research is sharpening my analytical skills		2%	2%	8%	36%	53%	513
16. Doing my research is helping me to develop my ability to plan my own work		2%	2%	9%	35%	52%	509
23. As my research progresses, I am feeling more confident about tackling unfamiliar problems		2%	3%	9%	39%	46%	511



Overall Satisfaction

	% AGREE	Strongly Disagree			Strongly Agree	No. of Students	
	77.9%						
26. Overall, I am satisfied with the quality of my higher degree research		3%	6%	13%	37%	41%	520

Others

	Strongly Disagree			Strongly Agree	No. of Students	
3. I have access to suitable working space	13%	9%	13%	25%	40%	493
8. I have good access to the technical support I need	6%	10%	16%	34%	34%	502
11. I am able to organise good access to necessary equipment	5%	8%	20%	36%	31%	480
24. I have appropriate financial support for my research project	14%	9%	17%	27%	34%	501
1. I am satisfied with the supervision I am receiving	3%	4%	7%	23%	62%	519
4. I am developing an understanding of the standard of work required for my research degree and the examination process	2%	2%	10%	39%	47%	512
18. I am being encouraged and supported to publish my research	4%	5%	11%	28%	52%	511
21. I am benefiting from having more than one supervisor	4%	6%	11%	21%	59%	514
25. I am developing transferable skills that will enable me to work in a broad range of contexts after I complete my degree	2%	6%	13%	37%	42%	501

Administration

1. I find it easy to check my enrolment status and invoices online
2. I'd know what to do if I had a problem with my student administration
3. RMIT effectively resolves any student administration issue I might have

	Strongly Disagree				Strongly Agree	No. of Students
	3%	5%	13%	29%	50%	518
	5%	9%	19%	32%	34%	514
	7%	8%	20%	32%	32%	499

Learning Support

Library - I am satisfied with...

1. The Library's e-resources collection
2. The Library's book collections
3. The quality of service provided by Library staff
4. The Library's facilities
5. Library opening hours

	Strongly Disagree				Strongly Agree	No. of Students
	1%	3%	9%	33%	55%	500
	1%	4%	12%	36%	47%	477
	1%	0%	6%	31%	62%	487
	1%	2%	8%	35%	54%	478
	3%	4%	10%	31%	52%	460

Computing Facilities - I am satisfied with...

1. Access to computer facilities at RMIT
2. Access to the specialist software that I require
3. The availability of computer printing facilities
4. The standard of service from computing support staff

	Strongly Disagree				Strongly Agree	No. of Students
	4%	6%	15%	33%	43%	465
	6%	9%	18%	32%	35%	466
	1%	5%	7%	27%	60%	474
	2%	4%	14%	35%	45%	464

Learning Support Services - I am satisfied with...

1. Study and Learning Centre services
2. Language support
3. RMIT's academic and professional development workshops
4. Statistical Consultancy

	Strongly Disagree				Strongly Agree	No. of Students
	2%	5%	14%	35%	44%	337
	4%	5%	19%	33%	39%	256
	3%	8%	21%	32%	35%	403
	8%	12%	23%	23%	33%	260

Online Services

1. I am satisfied with the Internet access provided by RMIT
2. I find the online environment useful to collaborate with other staff or students about my research

	Strongly Disagree				Strongly Agree	No. of Students
	1%	2%	7%	35%	54%	503
	7%	8%	21%	29%	34%	474

Communication

I have enough...

1. Opportunities to discuss my academic work with my supervisor(s)
2. Opportunities to work with other research students
3. Contact with students in other disciplines

	Strongly Disagree				Strongly Agree	No. of Students
	3%	4%	9%	26%	58%	518
	11%	12%	19%	30%	28%	487
	18%	18%	24%	22%	18%	480

Information Access

	Strongly Disagree				Strongly Agree	No. of Students
1. I know how and where to access information regarding management of and support for my candidature	3%	7%	17%	38%	34%	517
2. I know who the key HDR academic and administrative contacts are in my school	2%	4%	13%	35%	46%	515
3. The RMIT website is easy to navigate to find information I need	16%	13%	24%	26%	21%	514

Campus Life and Environment

	Strongly Disagree				Strongly Agree	No. of Students
1. The RMIT campus is a good place to spend time	4%	8%	15%	33%	39%	492
2. RMIT is friendly to people from all backgrounds	2%	3%	13%	32%	50%	492
3. I feel personally safe on campus	1%	1%	6%	33%	59%	500
4. I am treated fairly at RMIT	2%	5%	12%	30%	50%	504
5. I can balance my research with my work and home commitments	5%	9%	20%	30%	35%	510

Building and Facilities

	Strongly Disagree				Strongly Agree	No. of Students
The following areas are well maintained...						
1. Classrooms	1%	4%	13%	38%	45%	417
2. Lecture theatres	1%	3%	14%	37%	46%	411
3. Laboratories	4%	8%	16%	32%	39%	335
4. General access computer labs	2%	5%	13%	40%	40%	371
5. Lounge spaces	4%	5%	14%	38%	38%	445
6. Toilets	7%	10%	17%	36%	31%	498
7. Lifts	5%	8%	16%	37%	34%	479

Services and Programs for Students

I am satisfied with the service or program...

	Strongly Disagree				Strongly Agree	No. of Students
1. School of Graduate Research	5%	8%	15%	32%	40%	415
2. RMIT Connect	3%	5%	14%	39%	39%	382
3. Health promotion	6%	7%	25%	28%	33%	224
4. Scholarship and financial advice	8%	9%	17%	28%	38%	378
5. Career planning and advice	9%	10%	30%	24%	27%	270
6. Housing advice and assistance	14%	13%	28%	14%	31%	173
7. International student advisory services	9%	7%	25%	24%	35%	188
8. Legal Advice	8%	10%	24%	20%	38%	164
9. Counselling services	7%	6%	19%	29%	38%	201
10. Disability support	4%	8%	23%	20%	45%	132
11. Student leadership programs	5%	8%	23%	26%	39%	199
12. Religious/spiritual services	6%	6%	22%	24%	42%	170

This service is important to me...

	Yes	No	No. of Students
1. School of Graduate Research	90%	10%	385
2. RMIT Connect	76%	24%	385
3. Health promotion	61%	39%	353
4. Scholarship and financial advice	86%	14%	400
5. Career planning and advice	71%	29%	368
6. Housing advice and assistance	41%	59%	358
7. International student advisory services	50%	50%	361
8. Legal Advice	54%	46%	353
9. Counselling services	62%	38%	356
10. Disability support	34%	66%	349
11. Student leadership programs	52%	48%	353
12. Religious/spiritual services	38%	62%	354

RMIT Link

I am satisfied with the service or program...

	Strongly Disagree				Strongly Agree	No. of Students
1. Sport programs, sport clubs and recreation activities	5%	9%	20%	34%	33%	243
2. Visual arts, performing arts and gallery activities	4%	7%	21%	32%	35%	227

This service is important to me...

	Yes	No	No. of Students
1. Sport programs, sport clubs and recreation activities	58%	42%	346
2. Visual arts, performing arts and gallery activities	52%	48%	341

Student Union

I am satisfied with the service or program...

	Strongly Disagree				Strongly Agree	No. of Students
1. Representation of student interests to the University	5%	10%	20%	32%	33%	288
2. Campaigns, information and resources to improve conditions for students	5%	10%	27%	31%	28%	280
3. Advice and support if I had a problem with the University	7%	10%	24%	27%	33%	262
4. Social activities, bands and competitions	4%	9%	26%	28%	33%	236
5. Clubs and collectives	3%	7%	21%	33%	35%	232
6. Student media, such as Catalyst and RMITV	4%	10%	26%	27%	34%	188

This service is important to me...

	Yes	No	No. of Students
1. Representation of student interests to the University	67%	33%	340
2. Campaigns, information and resources to improve conditions for students	70%	30%	341
3. Advice and support if I had a problem with the University	76%	24%	341
4. Social activities, bands and competitions	55%	45%	340
5. Clubs and collectives	53%	47%	330
6. Student media, such as Catalyst and RMITV	41%	59%	337

Outcomes

	Strongly Disagree				Strongly Agree	No. of Students
1. As an RMIT graduate I will be highly employable	3%	9%	27%	35%	27%	486
2. My research training experience at RMIT will improve my career prospects	3%	5%	16%	36%	40%	509
3. RMIT generally responds well to student feedback	7%	10%	21%	33%	29%	462
4. I would recommend higher degree research programs at RMIT to others	5%	8%	18%	29%	40%	508

Notes

The scale % AGREE is calculated by adding up all the items scored Agree/Strongly Agree across all respondents. This is divided by the total number of items answered across all respondents. Blanks or N/A's are excluded. Percentages represent the %age of the total valid responses per question, with the exception of the demographics section which represent the %age of total responses. Charts are rescaled on valid responses to total 100%. Values may round to 101 %. Valid responses exclude N/A and blank responses.