

STUDENT EXPERIENCE SURVEY - HDR

2019

325H - Property, Construction & Project Management
DSC
Survey Population: 44
Respondents: 12
Response Rate: 27.3%

Demographics (% of total sample size)

Commencement Year		Age		Gender	
Pre 2014	1	<20	0%	Male	58%
2014	0	21-24	17%	Female	42%
2015	1	25-34	67%	Citizenship	
2016	0	35-44	8%	Australian	33%
2017	4	45+	8%	International onshore	67%
2018	5			International offshore	0%
2019	1				

Program Type		Attendance Type		Location	
Master by research	0%	Full time	83%	On-campus	75%
Doctorate by research	100%	Part time	17%	Off-campus	25%

Milestones		LOTE		Rural Relocatee	
Confirmation of candidature	75%	Yes	75%	Yes	0%
Completion seminar	0%	No	25%	No	100%

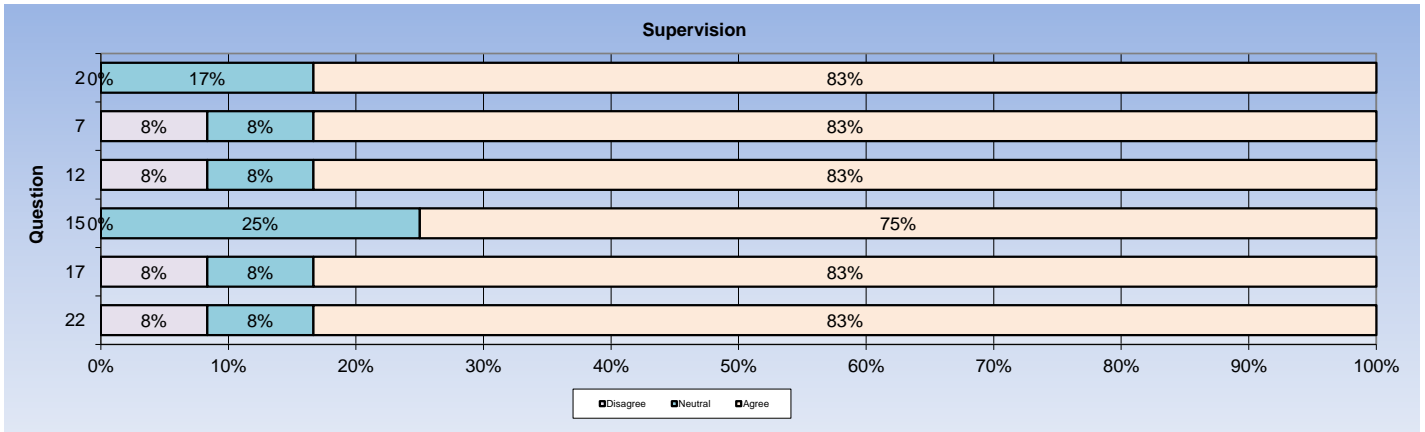
Main Funds Source		Employment		Research Degree Included	
Employment	17%	Part time (1-14 hrs)	25%	Working for industry	
Cadetship	0%	Part time (15-20 hrs)	8%	Yes	8%
Family	8%	Part time (21-34 hrs)	8%	No	83%
AusAid/IDP	0%	Full time (35+ hrs)	17%	Working with industry	
Home Government	0%	Not at all	42%	Yes	33%
Scholarship	75%			No	58%
Loan	0%			Industry internship	
Savings	0%			Yes	8%
Other	0%			No	83%

Snapshot Scales 2019	% Agree	Mean
Supervision	81.9%	4.25
Intellectual Climate	52.6%	3.51
Skill Development	86.2%	4.26
Overall Satisfaction	66.7%	3.92

Supervision

% AGREE = 81.9% **MEAN = 4.25**

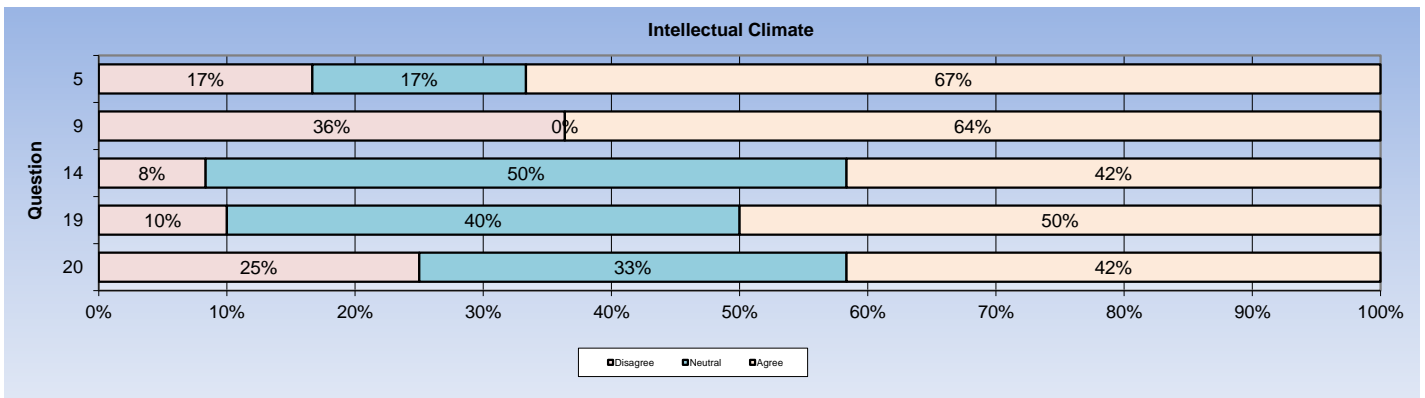
	Strongly Disagree	Disagree	Neutral	Agree	Strongly Agree	No. of Students
2. Supervision is available when I need it	0%	0%	17%	25%	58%	12
7. My supervisor(s) are making a real effort to understand difficulties that I face	0%	8%	8%	33%	50%	12
12. My supervisor(s) provide me with additional information relevant to my topic	0%	8%	8%	25%	58%	12
15. I have been given good guidance in topic selection and refinement	0%	0%	25%	33%	42%	12
17. My supervisor(s) are providing helpful feedback on my progress	8%	0%	8%	33%	50%	12
22. I received good guidance in my literature search	0%	8%	8%	42%	42%	12



Intellectual Climate

% AGREE = 52.6% **MEAN = 3.51**


	Strongly Disagree	Disagree	Neutral	Agree	Strongly Agree	No. of Students
5. I have opportunities for social contact with other postgraduate candidates in my School/College	8%	8%	17%	25%	42%	12
9. I have a sense of belonging in the research community in my School/College	0%	36%	0%	36%	27%	11
14. I have opportunities to become involved in the broader research culture of my School/College	0%	8%	50%	33%	8%	12
19. A good seminar programme is provided for postgraduate research students within my School/College	10%	0%	40%	20%	30%	10
20. My research is stimulated by the research context of my School/College	17%	8%	33%	25%	17%	12



Skill Development

% AGREE = 86.2% MEAN = 4.26

	Strongly Disagree			Strongly Agree	No. of Students	
6. My research is developing my problem-solving skills	0%	0%	0%	67%	33%	12
10. I am learning to develop my ideas and present them in written work	0%	0%	8%	33%	58%	12
13. My research is sharpening my analytical skills	0%	0%	17%	33%	50%	12
16. Doing my research is helping me to develop my ability to plan my own work	0%	0%	18%	45%	36%	11
23. As my research progresses, I am feeling more confident about tackling unfamiliar problems	0%	9%	18%	45%	27%	11



Overall Satisfaction

% AGREE = 66.7% MEAN = 3.92

	Strongly Disagree			Strongly Agree	No. of Students	
26. Overall, I am satisfied with the quality of my higher degree research	0%	17%	17%	25%	42%	12

Others

	Strongly Disagree			Strongly Agree	No. of Students	
3. I have access to suitable working space	0%	10%	10%	40%	40%	10
8. I have good access to the technical support I need	0%	0%	17%	33%	50%	12
11. I am able to organise good access to necessary equipment	0%	0%	18%	36%	45%	11
24. I have appropriate financial support for my research project	0%	30%	0%	30%	40%	10
1. I am satisfied with the supervision I am receiving	0%	8%	0%	42%	50%	12
4. I am developing an understanding of the standard of work required for my research degree and the examination process	0%	0%	33%	25%	42%	12
18. I am being encouraged and supported to publish my research	9%	0%	0%	36%	55%	11
21. I am benefiting from having more than one supervisor	0%	8%	25%	0%	67%	12
25. I am developing transferable skills that will enable me to work in a broad range of contexts after I complete my degree	0%	0%	9%	55%	36%	11

Administration

- 1. I find it easy to check my enrolment status and invoices online
- 2. I'd know what to do if I had a problem with my student administration
- 3. RMIT effectively resolves any student administration issue I might have

Strongly Disagree				Strongly Agree	No. of Students
0%	8%	8%	42%	42%	12
8%	8%	25%	25%	33%	12
0%	18%	18%	45%	18%	11

Learning Support

Library - I am satisfied with...

- 1. The Library's e-resources collection
- 2. The Library's book collections
- 3. The quality of service provided by Library staff
- 4. The Library's facilities
- 5. Library opening hours

Strongly Disagree				Strongly Agree	No. of Students
0%	0%	0%	45%	55%	11
0%	0%	0%	67%	33%	12
0%	0%	0%	42%	58%	12
0%	0%	0%	64%	36%	11
0%	0%	0%	70%	30%	10

Computing Facilities - I am satisfied with...

- 1. Access to computer facilities at RMIT
- 2. Access to the specialist software that I require
- 3. The availability of computer printing facilities
- 4. The standard of service from computing support staff

Strongly Disagree				Strongly Agree	No. of Students
0%	0%	14%	29%	57%	7
0%	0%	20%	30%	50%	10
0%	0%	10%	20%	70%	10
0%	0%	9%	36%	55%	11

Learning Support Services - I am satisfied with...

- 1. Study and Learning Centre services
- 2. Language support
- 3. RMIT's academic and professional development workshops
- 4. Statistical Consultancy

Strongly Disagree				Strongly Agree	No. of Students
0%	0%	43%	29%	29%	7
0%	0%	20%	40%	40%	5
0%	0%	50%	38%	13%	8
0%	0%	50%	25%	25%	4

Online Services

- 1. I am satisfied with the Internet access provided by RMIT
- 2. I find the online environment useful to collaborate with other staff or students about my research

Strongly Disagree				Strongly Agree	No. of Students
0%	8%	17%	50%	25%	12
0%	0%	17%	25%	58%	12

Communication

I have enough...

- 1. Opportunities to discuss my academic work with my supervisor(s)
- 2. Opportunities to work with other research students
- 3. Contact with students in other disciplines

Strongly Disagree				Strongly Agree	No. of Students
18%	27%	18%	18%	18%	11
9%	0%	9%	36%	45%	11
0%	27%	18%	36%	18%	11

Information Access

	Strongly Disagree				Strongly Agree	No. of Students
1. I know how and where to access information regarding management of and support for my candidature	8%	0%	8%	33%	50%	12
2. I know who the key HDR academic and administrative contacts are in my school	10%	10%	20%	50%	10%	10
3. The RMIT website is easy to navigate to find information I need	10%	20%	50%	20%	0%	10

Campus Life and Environment

	Strongly Disagree				Strongly Agree	No. of Students
1. The RMIT campus is a good place to spend time	0%	0%	25%	42%	33%	12
2. RMIT is friendly to people from all backgrounds	0%	0%	17%	42%	42%	12
3. I feel personally safe on campus	0%	0%	8%	42%	50%	12
4. I am treated fairly at RMIT	0%	0%	17%	25%	58%	12
5. I can balance my research with my work and home commitments	0%	8%	17%	58%	17%	12

Building and Facilities

	Strongly Disagree				Strongly Agree	No. of Students
The following areas are well maintained...						
1. Classrooms	10%	0%	0%	50%	40%	10
2. Lecture theatres	0%	13%	0%	50%	38%	8
3. Laboratories	0%	0%	0%	0%	100%	3
4. General access computer labs	0%	0%	20%	40%	40%	5
5. Lounge spaces	0%	0%	45%	36%	18%	11
6. Toilets	9%	9%	36%	27%	18%	11
7. Lifts	0%	0%	45%	55%	0%	11

Services and Programs for Students

I am satisfied with the service or program...

	Strongly Disagree				Strongly Agree	No. of Students
1. School of Graduate Research	0%	17%	8%	50%	25%	12
2. RMIT Connect	0%	0%	20%	60%	20%	10
3. Health promotion	0%	0%	20%	80%	0%	5
4. Scholarship and financial advice	9%	0%	27%	36%	27%	11
5. Career planning and advice	0%	0%	40%	40%	20%	5
6. Housing advice and assistance	0%	33%	33%	33%	0%	3
7. International student advisory services	0%	0%	0%	50%	50%	2
8. Legal Advice	0%	0%	20%	40%	40%	5
9. Counselling services	0%	0%	0%	50%	50%	4
10. Disability support	0%	0%	0%	50%	50%	2
11. Student leadership programs	0%	0%	0%	50%	50%	4
12. Religious/spiritual services	0%	0%	25%	75%	0%	4

This service is important to me...

	Yes	No	No. of Students
1. School of Graduate Research	92%	8%	12
2. RMIT Connect	83%	17%	12
3. Health promotion	80%	20%	10
4. Scholarship and financial advice	100%	0%	12
5. Career planning and advice	50%	50%	10
6. Housing advice and assistance	56%	44%	9
7. International student advisory services	33%	67%	9
8. Legal Advice	78%	22%	9
9. Counselling services	70%	30%	10
10. Disability support	50%	50%	10
11. Student leadership programs	56%	44%	9
12. Religious/spiritual services	44%	56%	9

RMIT Link

I am satisfied with the service or program...

	Strongly Disagree				Strongly Agree	No. of Students
1. Sport programs, sport clubs and recreation activities	0%	0%	0%	100%	0%	2
2. Visual arts, performing arts and gallery activities	0%	0%	0%	100%	0%	2

This service is important to me...

	Yes	No	No. of Students
1. Sport programs, sport clubs and recreation activities	60%	40%	10
2. Visual arts, performing arts and gallery activities	40%	60%	10

Student Union

	Strongly Disagree				Strongly Agree	No. of Students
<i>I am satisfied with the service or program...</i>						
1. Representation of student interests to the University	0%	20%	20%	60%	0%	5
2. Campaigns, information and resources to improve conditions for students	0%	0%	50%	50%	0%	4
3. Advice and support if I had a problem with the University	0%	0%	40%	20%	40%	5
4. Social activities, bands and competitions	0%	14%	29%	57%	0%	7
5. Clubs and collectives	0%	14%	29%	57%	0%	7
6. Student media, such as Catalyst and RMITV	0%	0%	25%	75%	0%	4

	Yes	No	No. of Students
<i>This service is important to me...</i>			
1. Representation of student interests to the University	60%	40%	10
2. Campaigns, information and resources to improve conditions for students	67%	33%	9
3. Advice and support if I had a problem with the University	89%	11%	9
4. Social activities, bands and competitions	70%	30%	10
5. Clubs and collectives	67%	33%	9
6. Student media, such as Catalyst and RMITV	56%	44%	9

Outcomes

	Strongly Disagree				Strongly Agree	No. of Students
1. As an RMIT graduate I will be highly employable	8%	0%	33%	50%	8%	12
2. My research training experience at RMIT will improve my career prospects	8%	0%	25%	33%	33%	12
3. RMIT generally responds well to student feedback	11%	11%	22%	44%	11%	9
4. I would recommend higher degree research programs at RMIT to others	0%	17%	8%	33%	42%	12

Notes

The scale % AGREE is calculated by adding up all the items which scored Agree or Strongly Agree across all respondents

This is divided by the total number of items answered across all respondents. Blanks or N/A's are excluded

Percentages represent the %age of the total valid responses per question, with the exception of the demographics section which represent the %age of total responses.

Charts are rescaled on valid responses to total 100%.

Values may round to 101 %.

To calculate Mean Scores responses given by students are converted to a score between 0 and 100.

e.g., Strongly disagree=0, Disagree=25, Neutral=50, Agree=75, Strongly agree=100, for 5 point scales.

Mean values for a scale are determined by calculating the weighted average of these scores .

e.g., the mean for a set of questions with responses of Strongly disagree, Disagree, Neutral, Agree and Strongly Agree is calculated as follows:

The number of "Strongly disagree" responses multiplied by 0 plus the number of "Disagree" responses multiplied by 25 plus the number of "Neutral" responses multiplied by 50 plus the number of "Agree" responses multiplied by 75 plus the number of "strongly Agree" multiplied by 100.

This is then divided by the total number of responses.

The result can be thought of as representing the position of the average response within the range of possible responses.

Valid responses exclude N/A and blank responses.