

STUDENT EXPERIENCE SURVEY - HDR

2019

630H - Management BUS	Survey Population: 58 Respondents: 20 Response Rate: 34.5%
----------------------------------	---

Demographics (% of total sample size)

Commencement Year		Age		Gender	
Pre 2014	0	<20	0%	Male	45%
2014	1	21-24	0%	Female	50%
2015	3	25-34	45%		
2016	2	35-44	35%	Citizenship	
2017	5	45+	20%	Australian	30%
2018	7			International onshore	70%
2019	2			International offshore	0%

Program Type		Attendance Type		Location	
Master by research	5%	Full time	85%	On-campus	85%
Doctorate by research	95%	Part time	15%	Off-campus	15%

Milestones		LOTE		Rural Relocatee	
Confirmation of candidature	55%	Yes	80%	Yes	0%
Completion seminar	30%	No	20%	No	100%

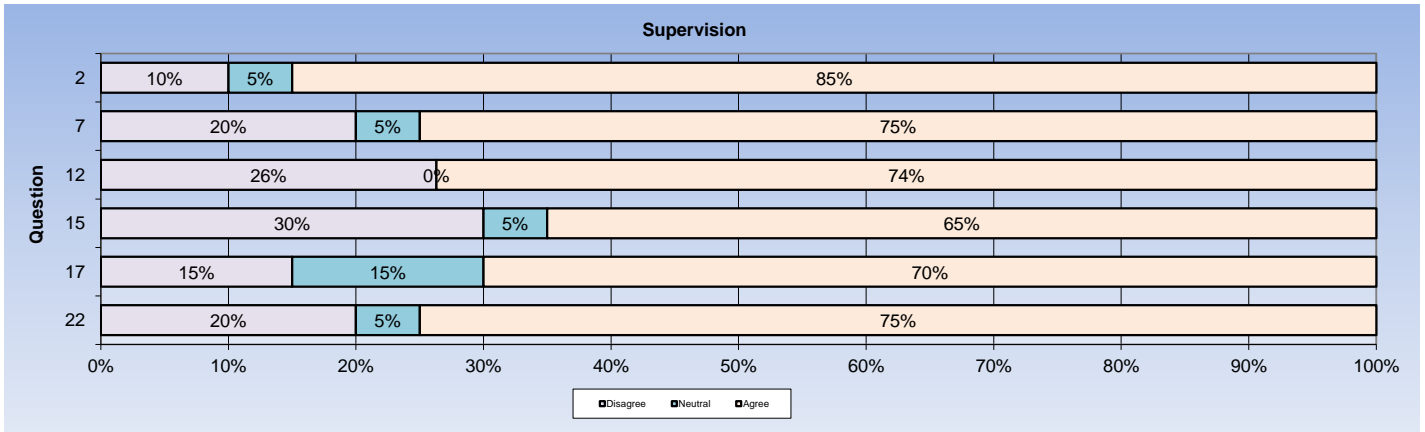
Main Funds Source		Employment		Research Degree Included	
Employment	20%	Part time (1-14 hrs)	50%	Working for industry	
Cadetship	0%	Part time (15-20 hrs)	5%	Yes	5%
Family	5%	Part time (21-34 hrs)	0%	No	80%
AusAid/IDP	5%	Full time (35+ hrs)	20%	Working with industry	
Home Government	15%	Not at all	20%	Yes	25%
Scholarship	45%			No	65%
Loan	0%			Industry internship	
Savings	5%			Yes	5%
Other	5%			No	75%

Snapshot Scales 2019	% Agree	Mean
Supervision	73.9%	3.93
Intellectual Climate	47.9%	3.28
Skill Development	82.5%	4.06
Overall Satisfaction	70.0%	3.90

Supervision

% AGREE = 73.9% MEAN = 3.93

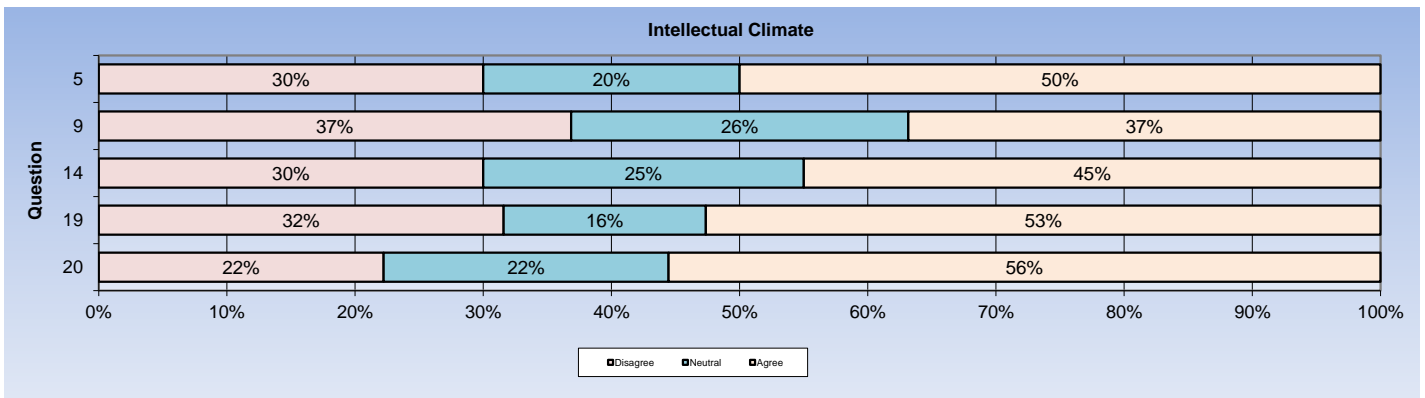
	Strongly Disagree	Disagree	Neutral	Agree	Strongly Agree	No. of Students
2. Supervision is available when I need it	10%	0%	5%	20%	65%	20
7. My supervisor(s) are making a real effort to understand difficulties that I face	10%	10%	5%	15%	60%	20
12. My supervisor(s) provide me with additional information relevant to my topic	11%	16%	0%	21%	53%	19
15. I have been given good guidance in topic selection and refinement	10%	20%	5%	30%	35%	20
17. My supervisor(s) are providing helpful feedback on my progress	15%	0%	15%	10%	60%	20
22. I received good guidance in my literature search	10%	10%	5%	45%	30%	20



Intellectual Climate

% AGREE = 47.9% MEAN = 3.28

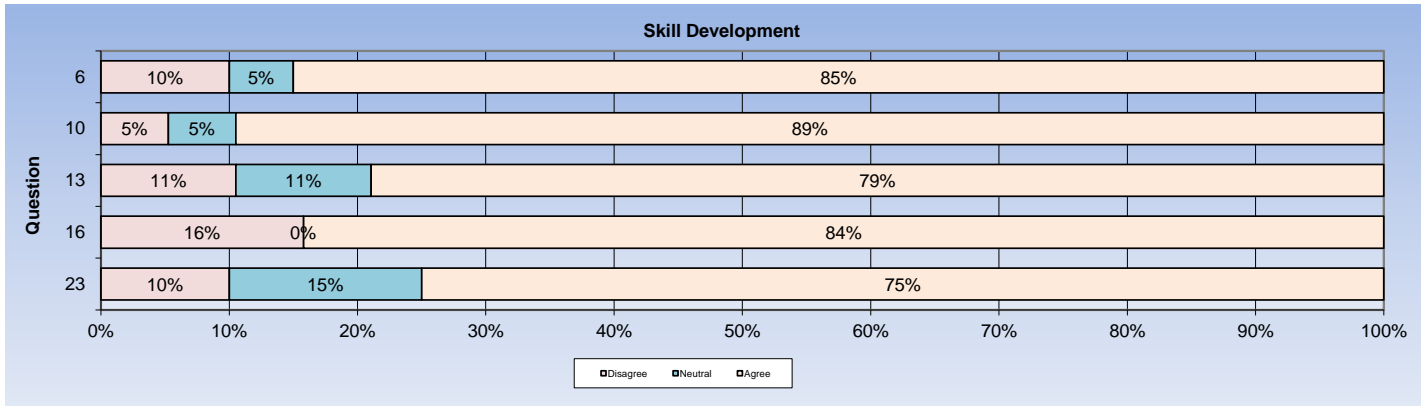
	Strongly Disagree	Disagree	Neutral	Agree	Strongly Agree	No. of Students
5. I have opportunities for social contact with other postgraduate candidates in my School/College	5%	25%	20%	25%	25%	20
9. I have a sense of belonging in the research community in my School/College	11%	26%	26%	16%	21%	19
14. I have opportunities to become involved in the broader research culture of my School/College	10%	20%	25%	25%	20%	20
19. A good seminar programme is provided for postgraduate research students within my School/College	16%	16%	16%	42%	11%	19
20. My research is stimulated by the research context of my School/College	6%	17%	22%	33%	22%	18



Skill Development

% AGREE = 82.5% MEAN = 4.06

	Strongly Disagree				Strongly Agree	No. of Students
6. My research is developing my problem-solving skills	5%	5%	5%	50%	35%	20
10. I am learning to develop my ideas and present them in written work	5%	0%	5%	58%	32%	19
13. My research is sharpening my analytical skills	5%	5%	11%	37%	42%	19
16. Doing my research is helping me to develop my ability to plan my own work	5%	11%	0%	37%	47%	19
23. As my research progresses, I am feeling more confident about tackling unfamiliar problems	10%	0%	15%	30%	45%	20



Overall Satisfaction

% AGREE = 70.0% MEAN = 3.90

	Strongly Disagree				Strongly Agree	No. of Students
26. Overall, I am satisfied with the quality of my higher degree research	10%	0%	20%	30%	40%	20

Others

	Strongly Disagree				Strongly Agree	No. of Students
3. I have access to suitable working space	20%	20%	15%	15%	30%	20
8. I have good access to the technical support I need	15%	15%	10%	35%	25%	20
11. I am able to organise good access to necessary equipment	16%	11%	26%	26%	21%	19
24. I have appropriate financial support for my research project	15%	15%	15%	35%	20%	20
1. I am satisfied with the supervision I am receiving	10%	0%	5%	35%	50%	20
4. I am developing an understanding of the standard of work required for my research degree and the examination process	0%	10%	15%	45%	30%	20
18. I am being encouraged and supported to publish my research	5%	11%	5%	21%	58%	19
21. I am benefiting from having more than one supervisor	10%	5%	10%	25%	50%	20
25. I am developing transferable skills that will enable me to work in a broad range of contexts after I complete my degree	5%	5%	16%	42%	32%	19

Administration

1. I find it easy to check my enrolment status and invoices online
2. I'd know what to do if I had a problem with my student administration
3. RMIT effectively resolves any student administration issue I might have

	Strongly Disagree				Strongly Agree	No. of Students
	0%	16%	11%	26%	47%	19
	11%	11%	21%	21%	37%	19
	11%	26%	16%	21%	26%	19

Learning Support**Library - I am satisfied with...**

1. The Library's e-resources collection
2. The Library's book collections
3. The quality of service provided by Library staff
4. The Library's facilities
5. Library opening hours

	Strongly Disagree				Strongly Agree	No. of Students
	0%	0%	17%	44%	39%	18
	0%	0%	21%	42%	37%	19
	6%	0%	17%	39%	39%	18
	0%	0%	17%	50%	33%	18
	0%	6%	11%	39%	44%	18

Computing Facilities - I am satisfied with...

1. Access to computer facilities at RMIT
2. Access to the specialist software that I require
3. The availability of computer printing facilities
4. The standard of service from computing support staff

	Strongly Disagree				Strongly Agree	No. of Students
	6%	6%	6%	50%	33%	18
	12%	18%	18%	24%	29%	17
	0%	0%	0%	33%	67%	18
	0%	5%	21%	26%	47%	19

Learning Support Services - I am satisfied with...

1. Study and Learning Centre services
2. Language support
3. RMIT's academic and professional development workshops
4. Statistical Consultancy

	Strongly Disagree				Strongly Agree	No. of Students
	7%	7%	14%	36%	36%	14
	10%	10%	30%	30%	20%	10
	13%	13%	25%	19%	31%	16
	50%	20%	10%	0%	20%	10

Online Services

1. I am satisfied with the Internet access provided by RMIT
2. I find the online environment useful to collaborate with other staff or students about my research

	Strongly Disagree				Strongly Agree	No. of Students
	11%	11%	17%	39%	22%	18
	0%	11%	6%	39%	44%	18

Communication**I have enough...**

1. Opportunities to discuss my academic work with my supervisor(s)
2. Opportunities to work with other research students
3. Contact with students in other disciplines

	Strongly Disagree				Strongly Agree	No. of Students
	39%	11%	11%	22%	17%	18
	0%	0%	11%	42%	47%	19
	7%	27%	20%	27%	20%	15

Information Access

	Strongly Disagree				Strongly Agree	No. of Students
1. I know how and where to access information regarding management of and support for my candidature	5%	0%	5%	21%	68%	19
2. I know who the key HDR academic and administrative contacts are in my school	16%	32%	26%	11%	16%	19
3. The RMIT website is easy to navigate to find information I need	26%	32%	16%	16%	11%	19

Campus Life and Environment

	Strongly Disagree				Strongly Agree	No. of Students
1. The RMIT campus is a good place to spend time	6%	11%	11%	39%	33%	18
2. RMIT is friendly to people from all backgrounds	5%	5%	5%	47%	37%	19
3. I feel personally safe on campus	0%	11%	0%	37%	53%	19
4. I am treated fairly at RMIT	11%	5%	21%	42%	21%	19
5. I can balance my research with my work and home commitments	5%	11%	26%	32%	26%	19

Building and Facilities

	Strongly Disagree				Strongly Agree	No. of Students
The following areas are well maintained...						
1. Classrooms	0%	0%	7%	47%	47%	15
2. Lecture theatres	0%	0%	7%	47%	47%	15
3. Laboratories	0%	0%	14%	43%	43%	7
4. General access computer labs	0%	0%	0%	70%	30%	10
5. Lounge spaces	6%	6%	6%	44%	38%	16
6. Toilets	0%	11%	5%	58%	26%	19
7. Lifts	5%	0%	16%	42%	37%	19

Services and Programs for Students

I am satisfied with the service or program...

	Strongly Disagree				Strongly Agree	No. of Students
1. School of Graduate Research	0%	7%	21%	50%	21%	14
2. RMIT Connect	7%	7%	29%	36%	21%	14
3. Health promotion	8%	31%	23%	23%	15%	13
4. Scholarship and financial advice	7%	27%	27%	20%	20%	15
5. Career planning and advice	0%	45%	18%	18%	18%	11
6. Housing advice and assistance	0%	27%	9%	27%	36%	11
7. International student advisory services	9%	18%	18%	18%	36%	11
8. Legal Advice	0%	22%	33%	11%	33%	9
9. Counselling services	18%	27%	0%	18%	36%	11
10. Disability support	0%	0%	40%	20%	40%	5
11. Student leadership programs	0%	36%	18%	18%	27%	11
12. Religious/spiritual services	0%	30%	10%	20%	40%	10

This service is important to me...

	Yes	No	No. of Students
1. School of Graduate Research	100%	0%	11
2. RMIT Connect	64%	36%	11
3. Health promotion	55%	45%	11
4. Scholarship and financial advice	75%	25%	12
5. Career planning and advice	75%	25%	12
6. Housing advice and assistance	70%	30%	10
7. International student advisory services	82%	18%	11
8. Legal Advice	73%	27%	11
9. Counselling services	75%	25%	12
10. Disability support	27%	73%	11
11. Student leadership programs	64%	36%	11
12. Religious/spiritual services	42%	58%	12

RMIT Link

I am satisfied with the service or program...

	Strongly Disagree				Strongly Agree	No. of Students
1. Sport programs, sport clubs and recreation activities	0%	0%	10%	50%	40%	10
2. Visual arts, performing arts and gallery activities	0%	0%	38%	25%	38%	8

This service is important to me...

	Yes	No	No. of Students
1. Sport programs, sport clubs and recreation activities	60%	40%	10
2. Visual arts, performing arts and gallery activities	30%	70%	10

Student Union

I am satisfied with the service or program...

	Strongly Disagree				Strongly Agree	No. of Students
1. Representation of student interests to the University	15%	8%	15%	31%	31%	13
2. Campaigns, information and resources to improve conditions for students	23%	23%	8%	15%	31%	13
3. Advice and support if I had a problem with the University	18%	27%	0%	9%	45%	11
4. Social activities, bands and competitions	0%	9%	18%	36%	36%	11
5. Clubs and collectives	0%	8%	25%	17%	50%	12
6. Student media, such as Catalyst and RMITV	0%	13%	25%	13%	50%	8

This service is important to me...

	Yes	No	No. of Students
1. Representation of student interests to the University	64%	36%	11
2. Campaigns, information and resources to improve conditions for students	60%	40%	10
3. Advice and support if I had a problem with the University	80%	20%	10
4. Social activities, bands and competitions	50%	50%	10
5. Clubs and collectives	64%	36%	11
6. Student media, such as Catalyst and RMITV	40%	60%	10

Outcomes

	Strongly Disagree				Strongly Agree	No. of Students
1. As an RMIT graduate I will be highly employable	5%	11%	47%	16%	21%	19
2. My research training experience at RMIT will improve my career prospects	16%	0%	21%	42%	21%	19
3. RMIT generally responds well to student feedback	24%	6%	29%	29%	12%	17
4. I would recommend higher degree research programs at RMIT to others	11%	5%	32%	26%	26%	19

Notes

The scale % AGREE is calculated by adding up all the items which scored Agree or Strongly Agree across all respondents

This is divided by the total number of items answered across all respondents. Blanks or N/A's are excluded

Percentages represent the %age of the total valid responses per question, with the exception of the demographics section which represent the %age of total responses.

Charts are rescaled on valid responses to total 100%.

Values may round to 101 %.

To calculate Mean Scores responses given by students are converted to a score between 0 and 100.

e.g., Strongly disagree=0, Disagree=25, Neutral=50, Agree=75, Strongly agree=100, for 5 point scales.

Mean values for a scale are determined by calculating the weighted average of these scores .

e.g., the mean for a set of questions with responses of Strongly disagree, Disagree, Neutral, Agree and Strongly Agree is calculated as follows:

The number of "Strongly disagree" responses multiplied by 0 plus the number of "Disagree" responses multiplied by 25 plus the number of "Neutral" responses multiplied by 50 plus the number of "Agree" responses multiplied by 75 plus the number of "strongly Agree" multiplied by 100.

This is then divided by the total number of responses.

The result can be thought of as representing the position of the average response within the range of possible responses.

Valid responses exclude N/A and blank responses.