

STUDENT EXPERIENCE SURVEY - HDR

2019

660H - Graduate School of Business & Law
BUS

Survey Population: 39
Respondents: 9
Response Rate: 23.1%

Demographics (% of total sample size)

Commencement Year		Age		Gender	
Pre 2014	1	<20	0%	Male	33%
2014	1	21-24	11%	Female	67%
2015	0	25-34	56%	Citizenship	
2016	0	35-44	22%	Australian	44%
2017	0	45+	11%	International onshore	56%
2018	6			International offshore	0%
2019	1				

Program Type		Attendance Type		Location	
Master by research	11%	Full time	56%	On-campus	78%
Doctorate by research	89%	Part time	33%	Off-campus	11%

Milestones		LOTE		Rural Relocatee	
Confirmation of candidature	56%	Yes	56%	Yes	0%
Completion seminar	11%	No	44%	No	89%

Main Funds Source		Employment		Research Degree Included	
Employment	33%	Part time (1-14 hrs)	22%	Working for industry	
Cadetship	0%	Part time (15-20 hrs)	0%	Yes	11%
Family	0%	Part time (21-34 hrs)	11%	No	78%
AusAid/IDP	0%	Full time (35+ hrs)	22%	Working with industry	
Home Government	0%	Not at all	33%	Yes	0%
Scholarship	56%			No	78%
Loan	0%			Industry internship	
Savings	0%			Yes	11%
Other	0%			No	78%

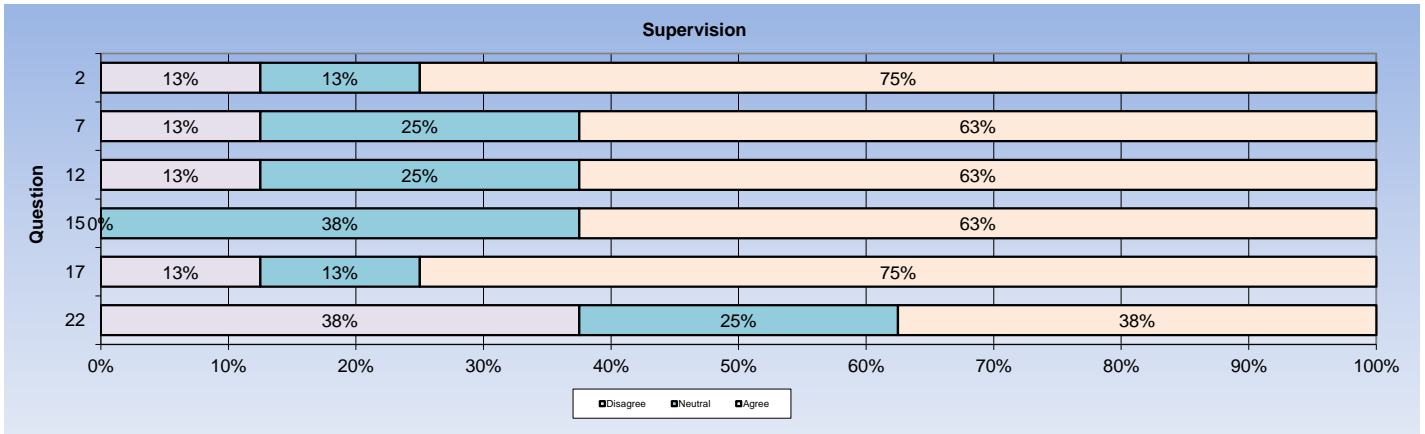
Snapshot Scales 2019	% Agree	Mean
Supervision	62.5%	3.73
Intellectual Climate	48.7%	3.28
Skill Development	80.6%	4.08
Overall Satisfaction	25.0%	3.25

Supervision

% AGREE = 62.5%

MEAN = 3.73

	Strongly Disagree	Disagree	Neutral	Agree	Strongly Agree	No. of Students
2. Supervision is available when I need it	0%	13%	13%	13%	63%	8
7. My supervisor(s) are making a real effort to understand difficulties that I face	13%	0%	25%	38%	25%	8
12. My supervisor(s) provide me with additional information relevant to my topic	13%	0%	25%	25%	38%	8
15. I have been given good guidance in topic selection and refinement	0%	0%	38%	50%	13%	8
17. My supervisor(s) are providing helpful feedback on my progress	13%	0%	13%	25%	50%	8
22. I received good guidance in my literature search	25%	13%	25%	13%	25%	8

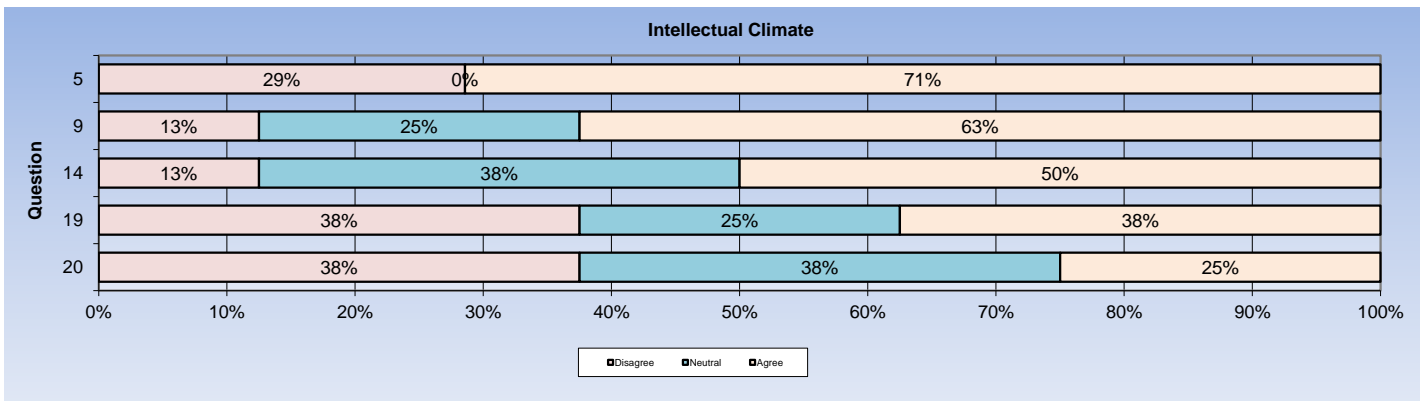


Intellectual Climate

% AGREE = 48.7%

MEAN = 3.28


	Strongly Disagree	Disagree	Neutral	Agree	Strongly Agree	No. of Students
5. I have opportunities for social contact with other postgraduate candidates in my School/College	0%	29%	0%	57%	14%	7
9. I have a sense of belonging in the research community in my School/College	13%	0%	25%	38%	25%	8
14. I have opportunities to become involved in the broader research culture of my School/College	0%	13%	38%	38%	13%	8
19. A good seminar programme is provided for postgraduate research students within my School/College	25%	13%	25%	25%	13%	8
20. My research is stimulated by the research context of my School/College	13%	25%	38%	13%	13%	8



Skill Development

% AGREE = 80.6% MEAN = 4.08

	Strongly Disagree			Strongly Agree	No. of Students
6. My research is developing my problem-solving skills	0%	13%	13%	38%	8
10. I am learning to develop my ideas and present them in written work	0%	0%	14%	57%	7
13. My research is sharpening my analytical skills	0%	0%	14%	43%	7
16. Doing my research is helping me to develop my ability to plan my own work	0%	0%	14%	43%	7
23. As my research progresses, I am feeling more confident about tackling unfamiliar problems	0%	14%	14%	57%	7



Overall Satisfaction

% AGREE = 25.0% MEAN = 3.25

	Strongly Disagree			Strongly Agree	No. of Students
26. Overall, I am satisfied with the quality of my higher degree research	0%	13%	63%	13%	8

Others

	Strongly Disagree			Strongly Agree	No. of Students
3. I have access to suitable working space	0%	13%	50%	13%	8
8. I have good access to the technical support I need	0%	14%	43%	29%	7
11. I am able to organise good access to necessary equipment	0%	0%	29%	43%	7
24. I have appropriate financial support for my research project	13%	13%	13%	38%	8
1. I am satisfied with the supervision I am receiving	0%	13%	13%	38%	8
4. I am developing an understanding of the standard of work required for my research degree and the examination process	0%	0%	50%	25%	8
18. I am being encouraged and supported to publish my research	0%	25%	25%	25%	8
21. I am benefiting from having more than one supervisor	13%	13%	13%	25%	8
25. I am developing transferable skills that will enable me to work in a broad range of contexts after I complete my degree	0%	0%	50%	13%	8

Administration

- 1. I find it easy to check my enrolment status and invoices online
- 2. I'd know what to do if I had a problem with my student administration
- 3. RMIT effectively resolves any student administration issue I might have

	Strongly Disagree				Strongly Agree	No. of Students
	13%	0%	50%	13%	25%	8
	13%	38%	25%	13%	13%	8
	38%	13%	25%	13%	13%	8

Learning Support

Library - I am satisfied with...

- 1. The Library's e-resources collection
- 2. The Library's book collections
- 3. The quality of service provided by Library staff
- 4. The Library's facilities
- 5. Library opening hours

	Strongly Disagree				Strongly Agree	No. of Students
	0%	25%	0%	38%	38%	8
	0%	13%	13%	50%	25%	8
	0%	0%	0%	38%	63%	8
	0%	13%	25%	25%	38%	8
	0%	0%	0%	50%	50%	8

Computing Facilities - I am satisfied with...

- 1. Access to computer facilities at RMIT
- 2. Access to the specialist software that I require
- 3. The availability of computer printing facilities
- 4. The standard of service from computing support staff

	Strongly Disagree				Strongly Agree	No. of Students
	14%	0%	29%	0%	57%	7
	0%	0%	33%	33%	33%	6
	0%	13%	13%	38%	38%	8
	0%	0%	29%	29%	43%	7

Learning Support Services - I am satisfied with...

- 1. Study and Learning Centre services
- 2. Language support
- 3. RMIT's academic and professional development workshops
- 4. Statistical Consultancy

	Strongly Disagree				Strongly Agree	No. of Students
	0%	0%	50%	0%	50%	6
	0%	0%	0%	50%	50%	2
	0%	13%	38%	25%	25%	8
	0%	0%	33%	67%	0%	3

Online Services

- 1. I am satisfied with the Internet access provided by RMIT
- 2. I find the online environment useful to collaborate with other staff or students about my research

	Strongly Disagree				Strongly Agree	No. of Students
	13%	38%	25%	13%	13%	8
	0%	0%	13%	25%	63%	8

Communication

I have enough...

- 1. Opportunities to discuss my academic work with my supervisor(s)
- 2. Opportunities to work with other research students
- 3. Contact with students in other disciplines

	Strongly Disagree				Strongly Agree	No. of Students
	25%	25%	38%	0%	13%	8
	0%	14%	0%	29%	57%	7
	0%	33%	0%	33%	33%	6

Information Access

	Strongly Disagree		Strongly Agree		No. of Students	
1. I know how and where to access information regarding management of and support for my candidature	25%	0%	0%	25%	50%	8
2. I know who the key HDR academic and administrative contacts are in my school	14%	14%	14%	43%	14%	7
3. The RMIT website is easy to navigate to find information I need	0%	14%	43%	29%	14%	7

Campus Life and Environment

	Strongly Disagree		Strongly Agree		No. of Students	
1. The RMIT campus is a good place to spend time	0%	13%	50%	13%	25%	8
2. RMIT is friendly to people from all backgrounds	0%	0%	25%	63%	13%	8
3. I feel personally safe on campus	0%	13%	0%	50%	38%	8
4. I am treated fairly at RMIT	0%	13%	25%	50%	13%	8
5. I can balance my research with my work and home commitments	0%	25%	25%	25%	25%	8

Building and Facilities

	Strongly Disagree		Strongly Agree		No. of Students	
The following areas are well maintained...						
1. Classrooms	0%	0%	29%	43%	29%	7
2. Lecture theatres	0%	0%	33%	33%	33%	6
3. Laboratories	0%	0%	50%	0%	50%	2
4. General access computer labs	0%	0%	25%	50%	25%	4
5. Lounge spaces	0%	20%	20%	20%	40%	5
6. Toilets	13%	25%	25%	25%	13%	8
7. Lifts	0%	0%	38%	38%	25%	8

Services and Programs for Students

I am satisfied with the service or program...

	Strongly Disagree				Strongly Agree	No. of Students
1. School of Graduate Research	33%	0%	17%	17%	33%	6
2. RMIT Connect	14%	14%	14%	43%	14%	7
3. Health promotion	0%	43%	29%	14%	14%	7
4. Scholarship and financial advice	14%	29%	14%	29%	14%	7
5. Career planning and advice	0%	33%	33%	0%	33%	3
6. Housing advice and assistance	33%	0%	33%	0%	33%	3
7. International student advisory services	33%	0%	33%	0%	33%	3
8. Legal Advice	0%	0%	50%	0%	50%	2
9. Counselling services	0%	25%	25%	25%	25%	4
10. Disability support	0%	0%	0%	0%	100%	1
11. Student leadership programs	0%	25%	25%	25%	25%	4
12. Religious/spiritual services	25%	0%	25%	25%	25%	4

This service is important to me...

	Yes	No	No. of Students
1. School of Graduate Research	100%	0%	6
2. RMIT Connect	75%	25%	8
3. Health promotion	88%	13%	8
4. Scholarship and financial advice	75%	25%	8
5. Career planning and advice	71%	29%	7
6. Housing advice and assistance	14%	86%	7
7. International student advisory services	43%	57%	7
8. Legal Advice	43%	57%	7
9. Counselling services	88%	13%	8
10. Disability support	29%	71%	7
11. Student leadership programs	63%	38%	8
12. Religious/spiritual services	29%	71%	7

RMIT Link

I am satisfied with the service or program...

	Strongly Disagree				Strongly Agree	No. of Students
1. Sport programs, sport clubs and recreation activities	20%	20%	20%	0%	40%	5
2. Visual arts, performing arts and gallery activities	33%	0%	33%	0%	33%	3

This service is important to me...

	Yes	No	No. of Students
1. Sport programs, sport clubs and recreation activities	83%	17%	6
2. Visual arts, performing arts and gallery activities	33%	67%	6

Student Union

I am satisfied with the service or program...

	Strongly Disagree	Disagree	Neutral	Agree	Strongly Agree	No. of Students
1. Representation of student interests to the University	0%	20%	40%	20%	20%	5
2. Campaigns, information and resources to improve conditions for students	0%	33%	33%	17%	17%	6
3. Advice and support if I had a problem with the University	0%	40%	40%	0%	20%	5
4. Social activities, bands and competitions	25%	0%	50%	0%	25%	4
5. Clubs and collectives	20%	0%	20%	20%	40%	5
6. Student media, such as Catalyst and RMITV	33%	33%	0%	0%	33%	3

This service is important to me...

	Yes	No	No. of Students
1. Representation of student interests to the University	86%	14%	7
2. Campaigns, information and resources to improve conditions for students	86%	14%	7
3. Advice and support if I had a problem with the University	86%	14%	7
4. Social activities, bands and competitions	57%	43%	7
5. Clubs and collectives	67%	33%	6
6. Student media, such as Catalyst and RMITV	43%	57%	7

Outcomes

	Strongly Disagree	Disagree	Neutral	Agree	Strongly Agree	No. of Students
1. As an RMIT graduate I will be highly employable	14%	14%	29%	43%	0%	7
2. My research training experience at RMIT will improve my career prospects	0%	13%	0%	63%	25%	8
3. RMIT generally responds well to student feedback	13%	13%	38%	25%	13%	8
4. I would recommend higher degree research programs at RMIT to others	0%	13%	75%	0%	13%	8

Notes

The scale % AGREE is calculated by adding up all the items which scored Agree or Strongly Agree across all respondents

This is divided by the total number of items answered across all respondents. Blanks or N/A's are excluded

Percentages represent the %age of the total valid responses per question, with the exception of the demographics section which represent the %age of total responses.

Charts are rescaled on valid responses to total 100%.

Values may round to 101 %.

To calculate Mean Scores responses given by students are converted to a score between 0 and 100.

e.g., Strongly disagree=0, Disagree=25, Neutral=50, Agree=75, Strongly agree=100, for 5 point scales.

Mean values for a scale are determined by calculating the weighted average of these scores .

e.g., the mean for a set of questions with responses of Strongly disagree, Disagree, Neutral, Agree and Strongly Agree is calculated as follows:

The number of "Strongly disagree" responses multiplied by 0 plus the number of "Disagree" responses multiplied by 25 plus the number of "Neutral" responses multiplied by 50 plus the number of "Agree" responses multiplied by 75 plus the number of "strongly Agree" multiplied by 100.

This is then divided by the total number of responses.

The result can be thought of as representing the position of the average response within the range of possible responses.

Valid responses exclude N/A and blank responses.