

STUDENT EXPERIENCE SURVEY - HDR

2020

615H - Accounting
BUS

Survey Population: 56
Respondents: 15
Response Rate: 26.8%

Demographics (% of total sample size)

Commencement Year

Pre 2015	0
2015	0
2016	1
2017	0
2018	0
2019	8
2020	6

Age

<20	0%
21-24	7%
25-34	40%
35-44	40%
45+	13%

Gender

Male	60%
Female	40%

Citizenship

Australian	33%
International onshore	67%
International offshore	0%

Program Type

Master by research	7%
Doctorate by research	93%

Attendance Type

Full time	80%
Part time	13%

Location

On-campus	73%
Off-campus	27%

Milestones

Confirmation of candidature	53%
Third milestone review	7%

LOTE

Yes	73%
No	27%

Rural Relocatee

Yes	27%
No	73%

Main Funds Source

Employment	7%
Cadetship	0%
Family	7%
AusAid/IDP	0%
Home Government	33%
Scholarship	47%
Loan	0%
Savings	7%
Other	0%

Employment

Part time (1-14 hrs)	27%
Part time (15-20 hrs)	0%
Part time (21-34 hrs)	0%
Full time (35+ hrs)	13%
Not at all	60%

Research Degree Included

Working for industry	
Yes	0%
No	67%
Working with industry	
Yes	0%
No	67%
Industry internship	
Yes	7%
No	60%

Snapshot Scales 2020	% Agree	Mean
Supervision	78.7%	4.35
Intellectual Climate	60.3%	3.56
Skill Development	81.1%	4.30
Overall Satisfaction	80.0%	4.27

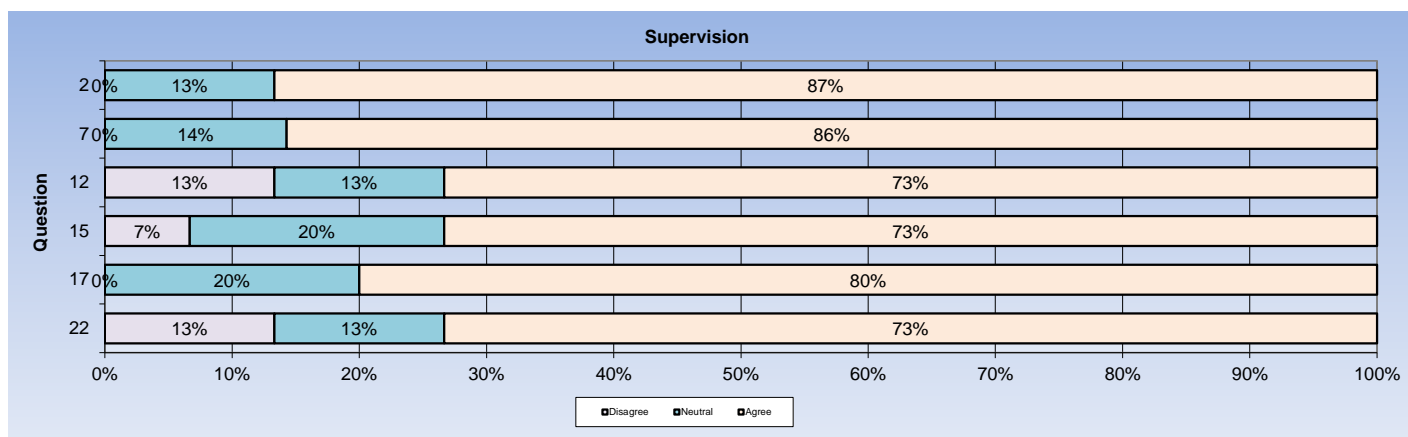
Section One - Student Experience

Supervision

% AGREE = 78.7%

MEAN = 4.35

	Strongly Disagree	Disagree	Neutral	Agree	Strongly Agree	No. of Students
2. Supervision is available when I need it	0%	0%	13%	13%	73%	15
7. My supervisor(s) are making a real effort to understand difficulties that I face	0%	0%	14%	21%	64%	14
12. My supervisor(s) provide me with additional information relevant to my topic	0%	13%	13%	13%	60%	15
15. I have been given good guidance in topic selection and refinement	0%	7%	20%	20%	53%	15
17. My supervisor(s) are providing helpful feedback on my progress	0%	0%	20%	7%	73%	15
22. I received good guidance in my literature search	0%	13%	13%	27%	47%	15

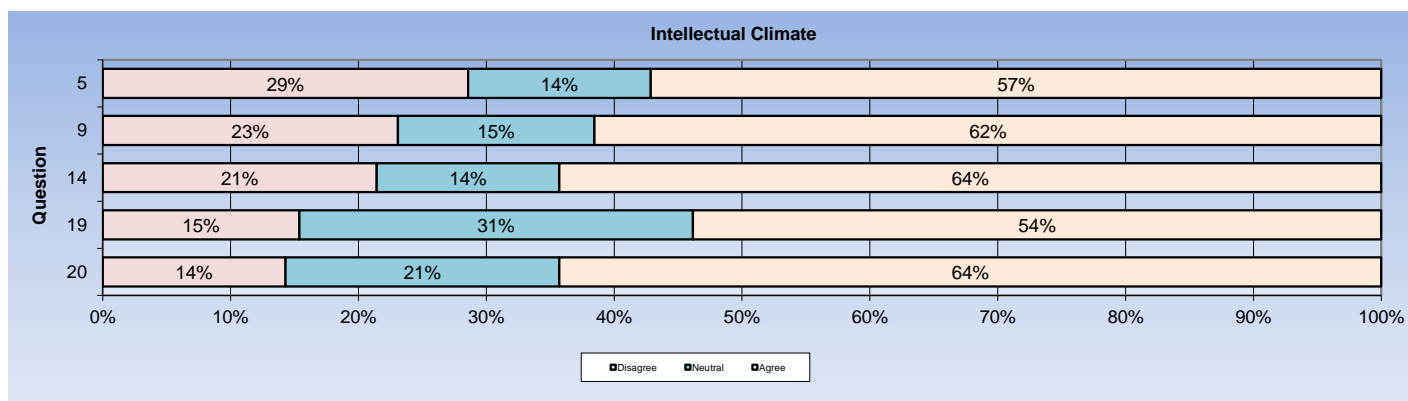


Intellectual Climate

% AGREE = 60.3%

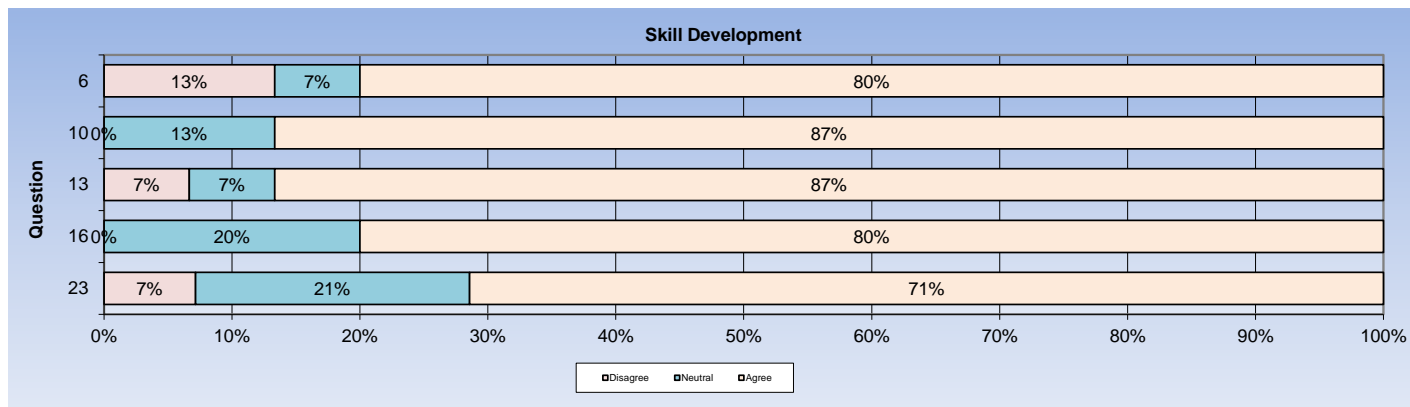
MEAN = 3.56

	Strongly Disagree	Disagree	Neutral	Agree	Strongly Agree	No. of Students
5. I have opportunities for social contact with other postgraduate candidates in my School/College	14%	14%	14%	29%	29%	14
9. I have a sense of belonging in the research community in my School/College	8%	15%	15%	46%	15%	13
14. I have opportunities to become involved in the broader research culture of my School/College	7%	14%	14%	36%	29%	14
19. A good seminar programme is provided for postgraduate research students within my School/College	15%	0%	31%	38%	15%	13
20. My research is stimulated by the research context of my School/College	7%	7%	21%	21%	43%	14



Skill Development

		% AGREE = 81.1%		MEAN = 4.30		Strongly Disagree		Strongly Agree		No. of Students
6.	My research is developing my problem-solving skills	7%	7%	7%	20%	60%				15
10.	I am learning to develop my ideas and present them in written work	0%	0%	13%	27%	60%				15
13.	My research is sharpening my analytical skills	0%	7%	7%	33%	53%				15
16.	Doing my research is helping me to develop my ability to plan my own work	0%	0%	20%	13%	67%				15
23.	As my research progresses, I am feeling more confident about tackling unfamiliar problems	0%	7%	21%	36%	36%				14



Overall Satisfaction

		% AGREE = 80.0%		MEAN = 4.27		Strongly Disagree		Strongly Agree		No. of Students
26.	Overall, I am satisfied with the quality of my higher degree research	0%	7%	13%	27%	53%				15

Others

		Strongly Disagree		Strongly Agree		No. of Students	
3.	I have access to suitable working space	7%	0%	33%	13%	47%	15
8.	I have good access to the technical support I need	0%	0%	20%	60%	20%	15
11.	I am able to organise good access to necessary equipment	0%	0%	38%	23%	38%	13
24.	I have appropriate financial support for my research project	7%	7%	7%	14%	64%	14
1.	I am satisfied with the supervision I am receiving	0%	0%	20%	20%	60%	15
4.	I am developing an understanding of the standard of work required for my research degree and the examination process	0%	7%	27%	20%	47%	15
18.	I am being encouraged and supported to publish my research	0%	14%	14%	21%	50%	14
21.	I am benefiting from having more than one supervisor	0%	0%	21%	21%	57%	14
25.	I am developing transferable skills that will enable me to work in a broad range of contexts after I complete my degree	0%	7%	14%	21%	57%	14

Section Two - Campus Life

615H - Accounting

2020

Administration

1. I find it easy to check my enrolment status and invoices online
2. I'd know what to do if I had a problem with my student administration
3. RMIT effectively resolves any student administration issue I might have

Strongly Disagree					Strongly Agree	No. of Students
0%	7%	20%	13%	60%	15	
8%	8%	31%	15%	38%	13	
0%	7%	14%	36%	43%	14	

Learning Support**Library - I am satisfied with...**

1. The Library's e-resources collection
2. The Library's book collections
3. The quality of service provided by Library staff
4. The Library's facilities
5. Library opening hours

Strongly Disagree					Strongly Agree	No. of Students
8%	0%	8%	31%	54%	13	
0%	0%	27%	18%	55%	11	
0%	0%	15%	23%	62%	13	
0%	0%	15%	23%	62%	13	
11%	0%	11%	22%	56%	9	

Computing Facilities - I am satisfied with...

1. Access to computer facilities at RMIT
2. Access to the specialist software that I require
3. The availability of computer printing facilities
4. The standard of service from computing support staff

Strongly Disagree					Strongly Agree	No. of Students
8%	0%	8%	25%	58%	12	
14%	0%	36%	14%	36%	14	
8%	0%	8%	23%	62%	13	
0%	0%	8%	33%	58%	12	

Learning Support Services - I am satisfied with...

1. Study and Learning Centre services
2. Language support
3. RMIT's academic and professional development workshops
4. Statistical Consultancy

Strongly Disagree					Strongly Agree	No. of Students
0%	0%	8%	33%	58%	12	
0%	25%	13%	25%	38%	8	
8%	0%	15%	23%	54%	13	
13%	0%	25%	13%	50%	8	

Online Services

1. I am satisfied with the Internet access provided by RMIT
2. I find the online environment useful to collaborate with other staff or students about my research

Strongly Disagree					Strongly Agree	No. of Students
0%	7%	20%	13%	60%	15	
13%	0%	13%	13%	60%	15	

Communication**I have enough...**

1. Opportunities to discuss my academic work with my supervisor(s)
2. Opportunities to work with other research students
3. Contact with students in other disciplines

Strongly Disagree					Strongly Agree	No. of Students
7%	7%	20%	27%	40%	15	
8%	0%	8%	23%	62%	13	
8%	0%	23%	15%	54%	13	

Information Access

	Strongly Disagree				Strongly Agree	No. of Students
1. I know how and where to access information regarding management of and support for my candidature	7%	0%	0%	40%	53%	15
2. I know who the key HDR academic and administrative contacts are in my school	15%	8%	46%	15%	15%	13
3. The RMIT website is easy to navigate to find information I need	15%	15%	23%	38%	8%	13

Campus Life and Environment

	Strongly Disagree				Strongly Agree	No. of Students
1. The RMIT campus is a good place to spend time	0%	0%	31%	23%	46%	13
2. RMIT is friendly to people from all backgrounds	0%	0%	7%	40%	53%	15
3. I feel personally safe on campus	0%	0%	7%	29%	64%	14
4. I am treated fairly at RMIT	7%	0%	7%	14%	71%	14
5. I can balance my research with my work and home commitments	7%	7%	29%	14%	43%	14

Building and Facilities

	Strongly Disagree				Strongly Agree	No. of Students
The following areas are well maintained...						
1. Classrooms	0%	0%	0%	33%	67%	12
2. Lecture theatres	0%	0%	0%	30%	70%	10
3. Laboratories	0%	0%	0%	29%	71%	7
4. General access computer labs	0%	0%	0%	33%	67%	9
5. Lounge spaces	0%	0%	0%	42%	58%	12
6. Toilets	0%	0%	8%	38%	54%	13
7. Lifts	0%	0%	8%	23%	69%	13

Services and Programs for Students

I am satisfied with the service or program...

	Strongly Disagree			Strongly Agree			No. of Students
1. School of Graduate Research	15%	0%	8%	15%	62%	13	
2. RMIT Connect	0%	8%	23%	23%	46%	13	
3. Health promotion	13%	0%	13%	25%	50%	8	
4. Scholarship and financial advice	11%	0%	22%	0%	67%	9	
5. Career planning and advice	0%	25%	25%	0%	50%	4	
6. Housing advice and assistance	17%	0%	33%	0%	50%	6	
7. International student advisory services	0%	20%	0%	0%	80%	5	
8. Legal Advice	0%	33%	0%	0%	67%	3	
9. Counselling services	0%	0%	20%	40%	40%	5	
10. Disability support	50%	0%	0%	0%	50%	2	
11. Student leadership programs	0%	0%	17%	33%	50%	6	
12. Religious/spiritual services	17%	0%	0%	33%	50%	6	

This service is important to me...

	Yes	No	No. of Students
1. School of Graduate Research	100%	0%	10
2. RMIT Connect	80%	20%	10
3. Health promotion	78%	22%	9
4. Scholarship and financial advice	33%	67%	9
5. Career planning and advice	50%	50%	10
6. Housing advice and assistance	50%	50%	8
7. International student advisory services	73%	27%	11
8. Legal Advice	67%	33%	9
9. Counselling services	75%	25%	8
10. Disability support	22%	78%	9
11. Student leadership programs	50%	50%	8
12. Religious/spiritual services	67%	33%	9

RMIT Link

I am satisfied with the service or program...

	Strongly Disagree			Strongly Agree			No. of Students
1. Sport programs, sport clubs and recreation activities	0%	0%	0%	100%	0%	1	
2. Visual arts, performing arts and gallery activities	0%	0%	0%	100%	0%	1	

This service is important to me...

	Yes	No	No. of Students
1. Sport programs, sport clubs and recreation activities	27%	73%	11
2. Visual arts, performing arts and gallery activities	20%	80%	10

Student Union***I am satisfied with the service or program...***

	Strongly Disagree			Strongly Agree	No. of Students	
1. Representation of student interests to the University	17%	0%	0%	50%	33%	6
2. Campaigns, information and resources to improve conditions for students	14%	0%	0%	57%	29%	7
3. Advice and support if I had a problem with the University	14%	0%	14%	29%	43%	7
4. Social activities, bands and competitions	17%	0%	17%	33%	33%	6
5. Clubs and collectives	0%	0%	25%	50%	25%	4
6. Student media, such as Catalyst and RMITV	0%	0%	0%	67%	33%	3

This service is important to me...

	Yes	No	No. of Students
1. Representation of student interests to the University	44%	56%	9
2. Campaigns, information and resources to improve conditions for students	56%	44%	9
3. Advice and support if I had a problem with the University	80%	20%	10
4. Social activities, bands and competitions	80%	20%	10
5. Clubs and collectives	45%	55%	11
6. Student media, such as Catalyst and RMITV	56%	44%	9

Outcomes

	Strongly Disagree			Strongly Agree	No. of Students	
1. As an RMIT graduate I will be highly employable	8%	0%	8%	31%	54%	13
2. My research training experience at RMIT will improve my career prospects	7%	0%	7%	33%	53%	15
3. RMIT generally responds well to student feedback	21%	0%	7%	29%	43%	14
4. I would recommend higher degree research programs at RMIT to others	7%	0%	13%	13%	67%	15

Notes

The scale % AGREE is calculated by adding up all the items which scored Agree or Strongly Agree across all respondents

This is divided by the total number of items answered across all respondents. Blanks or N/A's are excluded

Percentages represent the %age of the total valid responses per question, with the exception of the demographics section which represent the %age of total responses.

Charts are rescaled on valid responses to total 100%.

Values may round to 101 %.

To calculate Mean Scores responses given by students are converted to a score between 0 and 100.

e.g., Strongly disagree=0, Disagree=25, Neutral=50, Agree=75, Strongly agree=100, for 5 point scales.

Mean values for a scale are determined by calculating the weighted average of these scores .

e.g., the mean for a set of questions with responses of Strongly disagree, Disagree, Neural, Agree and Strongly Agree is calculated as follows:

The number of "Strongly disagree" responses multiplied by 0 plus the number of "Disagree" responses multiplied by 25 plus the number of "Neutral" responses multiplied by 50 plus the number of "Agree" responses multiplied by 75 plus the number of "strongly Agree" multiplied by 100.

This is then divided by the total number of responses.

The result can be thought of as representing the position of the average response within the range of possible responses.

Valid responses exclude N/A and blank responses.