

STUDENT EXPERIENCE SURVEY - HDR

2020

625H - Economics, Finance & Marketing
BUS

Survey Population: 80
Respondents: 23
Response Rate: 28.8%

Demographics (% of total sample size)

Commencement Year

Pre 2015	0
2015	0
2016	3
2017	4
2018	6
2019	5
2020	5

Age

<20	0%
21-24	0%
25-34	57%
35-44	22%
45+	22%

Gender

Male	35%
Female	65%

Citizenship

Australian	39%
International onshore	61%
International offshore	0%

Program Type

Master by research	9%
Doctorate by research	91%

Attendance Type

Full time	78%
Part time	22%

Location

On-campus	78%
Off-campus	22%

Milestones

Confirmation of candidature	48%
Third milestone review	17%

LOTE

Yes	74%
No	26%

Rural Relocatee

Yes	4%
No	96%

Main Funds Source

Employment	17%
Cadetship	0%
Family	4%
AusAid/IDP	0%
Home Government	17%
Scholarship	57%
Loan	0%
Savings	4%
Other	0%

Employment

Part time (1-14 hrs)	22%
Part time (15-20 hrs)	4%
Part time (21-34 hrs)	0%
Full time (35+ hrs)	17%
Not at all	57%

Research Degree Included

Working for industry	
Yes	0%
No	61%
Working with industry	
Yes	0%
No	61%
Industry internship	
Yes	9%
No	52%

Snapshot Scales 2020	% Agree	Mean
Supervision	83.7%	4.30
Intellectual Climate	65.4%	3.73
Skill Development	87.5%	4.38
Overall Satisfaction	78.3%	4.09

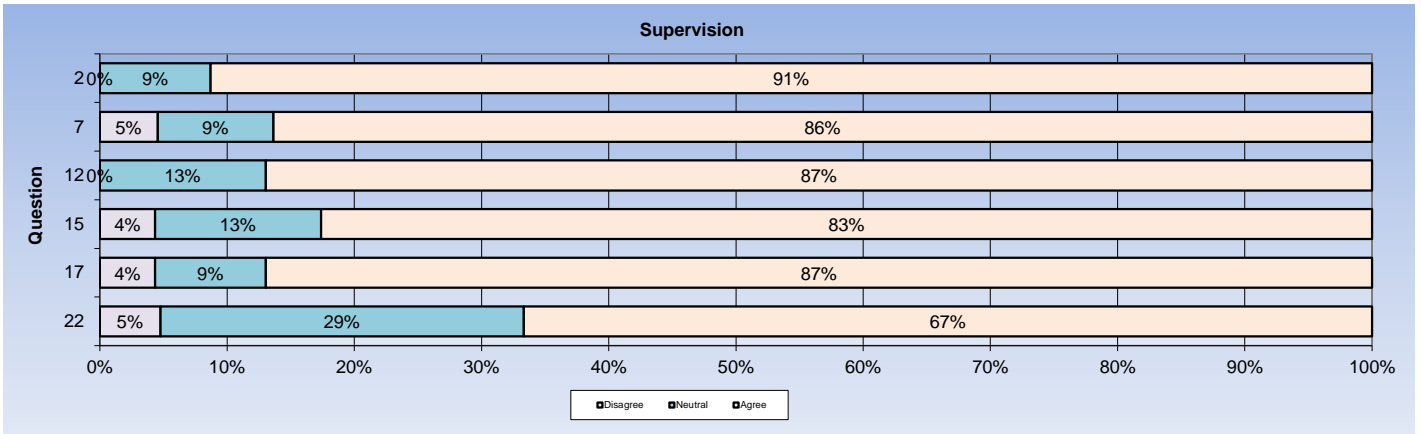
Section One - Student Experience

Supervision

% AGREE = 83.7%

MEAN = 4.30

	Strongly Disagree	Disagree	Neutral	Agree	Strongly Agree	No. of Students
2. Supervision is available when I need it	0%	0%	9%	35%	57%	23
7. My supervisor(s) are making a real effort to understand difficulties that I face	0%	5%	9%	36%	50%	22
12. My supervisor(s) provide me with additional information relevant to my topic	0%	0%	13%	35%	52%	23
15. I have been given good guidance in topic selection and refinement	0%	4%	13%	48%	35%	23
17. My supervisor(s) are providing helpful feedback on my progress	0%	4%	9%	30%	57%	23
22. I received good guidance in my literature search	5%	0%	29%	19%	48%	21

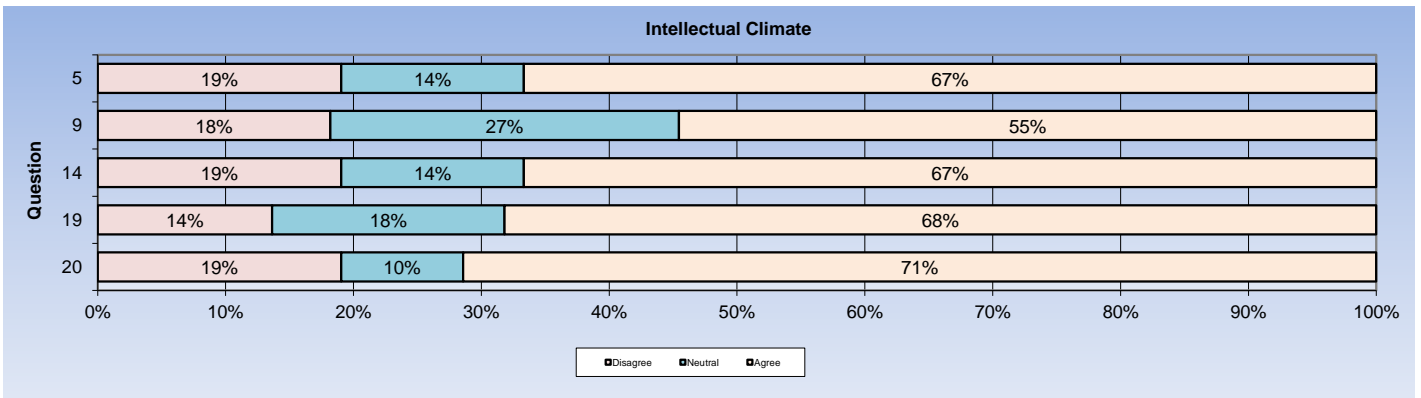


Intellectual Climate

% AGREE = 65.4%


MEAN = 3.73

	Strongly Disagree	Disagree	Neutral	Agree	Strongly Agree	No. of Students
5. I have opportunities for social contact with other postgraduate candidates in my School/College	0%	19%	14%	38%	29%	21
9. I have a sense of belonging in the research community in my School/College	5%	14%	27%	36%	18%	22
14. I have opportunities to become involved in the broader research culture of my School/College	10%	10%	14%	33%	33%	21
19. A good seminar programme is provided for postgraduate research students within my School/College	5%	9%	18%	41%	27%	22
20. My research is stimulated by the research context of my School/College	5%	14%	10%	29%	43%	21



Skill Development

		% AGREE = 87.5%		MEAN = 4.38		Strongly Disagree			Strongly Agree	No. of Students
6.	My research is developing my problem-solving skills	0%	4%	13%	30%	52%	23			
10.	I am learning to develop my ideas and present them in written work	0%	0%	13%	39%	48%	23			
13.	My research is sharpening my analytical skills	0%	0%	0%	41%	59%	22			
16.	Doing my research is helping me to develop my ability to plan my own work	0%	0%	14%	38%	48%	21			
23.	As my research progresses, I am feeling more confident about tackling unfamiliar problems	0%	0%	17%	30%	52%	23			



Overall Satisfaction

		% AGREE = 78.3%		MEAN = 4.09		Strongly Disagree			Strongly Agree	No. of Students
26.	Overall, I am satisfied with the quality of my higher degree research	0%	9%	13%	39%	39%	23			

Others

		Strongly Disagree				Strongly Agree	No. of Students
3.	I have access to suitable working space	25%	6%	19%	25%	25%	16
8.	I have good access to the technical support I need	5%	5%	32%	23%	36%	22
11.	I am able to organise good access to necessary equipment	16%	5%	42%	11%	26%	19
24.	I have appropriate financial support for my research project	11%	5%	16%	37%	32%	19
1.	I am satisfied with the supervision I am receiving	0%	4%	4%	17%	74%	23
4.	I am developing an understanding of the standard of work required for my research degree and the examination process	0%	9%	14%	36%	41%	22
18.	I am being encouraged and supported to publish my research	0%	0%	17%	17%	65%	23
21.	I am benefiting from having more than one supervisor	4%	0%	13%	17%	65%	23
25.	I am developing transferable skills that will enable me to work in a broad range of contexts after I complete my degree	0%	0%	14%	41%	45%	22

Section Two - Campus Life

625H - Economics, Finance & Marketing

2020

Administration

1. I find it easy to check my enrolment status and invoices online
2. I'd know what to do if I had a problem with my student administration
3. RMIT effectively resolves any student administration issue I might have

	Strongly Disagree		Strongly Agree		No. of Students	
	9%	0%	26%	30%	35%	23
	14%	9%	27%	32%	18%	22
	13%	17%	17%	35%	17%	23

Learning Support**Library - I am satisfied with...**

1. The Library's e-resources collection
2. The Library's book collections
3. The quality of service provided by Library staff
4. The Library's facilities
5. Library opening hours

	Strongly Disagree		Strongly Agree		No. of Students	
	5%	0%	5%	45%	45%	20
	5%	5%	5%	47%	37%	19
	0%	0%	6%	39%	56%	18
	0%	0%	13%	38%	50%	16
	0%	0%	19%	25%	56%	16

Computing Facilities - I am satisfied with...

1. Access to computer facilities at RMIT
2. Access to the specialist software that I require
3. The availability of computer printing facilities
4. The standard of service from computing support staff

	Strongly Disagree		Strongly Agree		No. of Students	
	7%	7%	33%	20%	33%	15
	5%	0%	37%	16%	42%	19
	0%	0%	18%	35%	47%	17
	0%	0%	26%	42%	32%	19

Learning Support Services - I am satisfied with...

1. Study and Learning Centre services
2. Language support
3. RMIT's academic and professional development workshops
4. Statistical Consultancy

	Strongly Disagree		Strongly Agree		No. of Students	
	0%	7%	29%	36%	29%	14
	0%	11%	22%	22%	44%	9
	6%	11%	22%	28%	33%	18
	10%	0%	40%	20%	30%	10

Online Services

1. I am satisfied with the Internet access provided by RMIT
2. I find the online environment useful to collaborate with other staff or students about my research

	Strongly Disagree		Strongly Agree		No. of Students	
	0%	5%	36%	36%	23%	22
	0%	0%	17%	43%	39%	23

Communication**I have enough...**

1. Opportunities to discuss my academic work with my supervisor(s)
2. Opportunities to work with other research students
3. Contact with students in other disciplines

	Strongly Disagree		Strongly Agree		No. of Students	
	26%	9%	22%	22%	22%	23
	11%	0%	26%	37%	26%	19
	10%	15%	5%	45%	25%	20

Information Access

	Strongly Disagree				Strongly Agree	No. of Students
1. I know how and where to access information regarding management of and support for my candidature	4%	0%	4%	43%	48%	23
2. I know who the key HDR academic and administrative contacts are in my school	16%	11%	21%	37%	16%	19
3. The RMIT website is easy to navigate to find information I need	25%	10%	20%	35%	10%	20

Campus Life and Environment

	Strongly Disagree				Strongly Agree	No. of Students
1. The RMIT campus is a good place to spend time	0%	6%	6%	50%	38%	16
2. RMIT is friendly to people from all backgrounds	0%	0%	10%	45%	45%	20
3. I feel personally safe on campus	0%	0%	0%	33%	67%	18
4. I am treated fairly at RMIT	0%	0%	0%	32%	68%	19
5. I can balance my research with my work and home commitments	5%	10%	20%	35%	30%	20

Building and Facilities

	Strongly Disagree				Strongly Agree	No. of Students
The following areas are well maintained...						
1. Classrooms	0%	0%	21%	36%	43%	14
2. Lecture theatres	0%	0%	0%	55%	45%	11
3. Laboratories	0%	0%	0%	67%	33%	6
4. General access computer labs	0%	0%	0%	57%	43%	7
5. Lounge spaces	0%	0%	20%	40%	40%	15
6. Toilets	0%	6%	0%	41%	53%	17
7. Lifts	0%	6%	0%	50%	44%	16

Services and Programs for Students

	Strongly Disagree				Strongly Agree	No. of Students
<i>I am satisfied with the service or program...</i>						
1. School of Graduate Research	11%	0%	21%	26%	42%	19
2. RMIT Connect	10%	5%	20%	35%	30%	20
3. Health promotion	0%	0%	29%	57%	14%	7
4. Scholarship and financial advice	14%	0%	29%	36%	21%	14
5. Career planning and advice	0%	0%	33%	67%	0%	6
6. Housing advice and assistance	0%	0%	33%	67%	0%	3
7. International student advisory services	0%	17%	33%	50%	0%	6
8. Legal Advice	0%	0%	50%	50%	0%	4
9. Counselling services	0%	20%	20%	60%	0%	5
10. Disability support	0%	0%	0%	67%	33%	3
11. Student leadership programs	0%	0%	0%	100%	0%	3
12. Religious/spiritual services	0%	0%	0%	67%	33%	3

	Yes	No	No. of Students
<i>This service is important to me...</i>			
1. School of Graduate Research	88%	12%	17
2. RMIT Connect	90%	10%	20
3. Health promotion	60%	40%	15
4. Scholarship and financial advice	84%	16%	19
5. Career planning and advice	56%	44%	18
6. Housing advice and assistance	31%	69%	16
7. International student advisory services	50%	50%	16
8. Legal Advice	59%	41%	17
9. Counselling services	50%	50%	16
10. Disability support	35%	65%	17
11. Student leadership programs	44%	56%	18
12. Religious/spiritual services	18%	82%	17

RMIT Link

	Strongly Disagree				Strongly Agree	No. of Students
<i>I am satisfied with the service or program...</i>						
1. Sport programs, sport clubs and recreation activities	50%	0%	0%	50%	0%	2
2. Visual arts, performing arts and gallery activities	0%	0%	0%	100%	0%	3

	Yes	No	No. of Students
<i>This service is important to me...</i>			
1. Sport programs, sport clubs and recreation activities	41%	59%	17
2. Visual arts, performing arts and gallery activities	44%	56%	18

Student Union

I am satisfied with the service or program...

	Strongly Disagree	Disagree	Neutral	Agree	Strongly Agree	No. of Students
1. Representation of student interests to the University	0%	0%	13%	63%	25%	8
2. Campaigns, information and resources to improve conditions for students	0%	20%	0%	80%	0%	5
3. Advice and support if I had a problem with the University	0%	14%	43%	43%	0%	7
4. Social activities, bands and competitions	25%	0%	0%	75%	0%	4
5. Clubs and collectives	33%	0%	0%	67%	0%	3
6. Student media, such as Catalyst and RMITV	0%	0%	0%	100%	0%	3

This service is important to me...

	Yes	No	No. of Students
1. Representation of student interests to the University	69%	31%	16
2. Campaigns, information and resources to improve conditions for students	67%	33%	15
3. Advice and support if I had a problem with the University	69%	31%	16
4. Social activities, bands and competitions	50%	50%	16
5. Clubs and collectives	44%	56%	16
6. Student media, such as Catalyst and RMITV	47%	53%	17

Outcomes

	Strongly Disagree	Disagree	Neutral	Agree	Strongly Agree	No. of Students
1. As an RMIT graduate I will be highly employable	5%	0%	50%	30%	15%	20
2. My research training experience at RMIT will improve my career prospects	0%	0%	25%	45%	30%	20
3. RMIT generally responds well to student feedback	6%	6%	38%	38%	13%	16
4. I would recommend higher degree research programs at RMIT to others	10%	10%	14%	38%	29%	21

Notes

The scale % AGREE is calculated by adding up all the items which scored Agree or Strongly Agree across all respondents

This is divided by the total number of items answered across all respondents. Blanks or N/A's are excluded

Percentages represent the %age of the total valid responses per question, with the exception of the demographics section which represent the %age of total responses.

Charts are rescaled on valid responses to total 100%.

Values may round to 101 %.

To calculate Mean Scores responses given by students are converted to a score between 0 and 100.

e.g., Strongly disagree=0, Disagree=25, Neutral=50, Agree=75, Strongly agree=100, for 5 point scales.

Mean values for a scale are determined by calculating the weighted average of these scores .

e.g., the mean for a set if questions with responses of Strongly disagree, Disagree, Neural, Agree and Strongly Agree is calculated as follows:

The number of "Strongly disagree" responses multiplied by 0 plus the number of "Disagree" responses multiplied by 25 plus the number of "Neutral" responses multiplied by 50 plus the number of "Agree" responses multiplied by 75 plus the number of "strongly Agree" multiplied by 100.

This is then divided by the total number of responses.

The result can be thought of as representing the position of the average response within the range of possible responses.

Valid responses exclude N/A and blank responses.